

**Event:** Cooper Tires Indy Lights Grand Prix at WRLS  
**Track:** WeatherTech Raceway Laguna Seca  
**Report:** Section Data Report  
**Session:** Race 2

**Round 17 / 18**  
**2.238 mile(s)**

**Indy Lights**  
**September 22, 2019**



**Section Data for Car 2 - Sowery, Toby (R)**

| Lap | T/SF to I1 | I1 to I2 | I2 to I3 | I3 to I4 | I4 to I5 | I5 to I6 | I6 to I7 | I7 to I8 | I8 to I9 | I9 to I10 | I10 to I11 | I11 to I12 | I12 to I13 | I13 to SF | Lap     |         |
|-----|------------|----------|----------|----------|----------|----------|----------|----------|----------|-----------|------------|------------|------------|-----------|---------|---------|
| 1   | T          | 2.1880   | 4.0998   | 10.0319  | 6.9873   | 8.7010   | 7.8287   | 2.8666   | 4.8427   | 3.3979    | 9.7462     | 4.2067     | 8.0340     | 5.9698    | 4.0185  | 82.9191 |
|     | S          | 150.199  | 130.051  | 69.528   | 82.162   | 110.802  | 91.795   | 123.919  | 106.862  | 130.829   | 80.031     | 103.569    | 104.725    | 62.131    | 123.350 | 97.165  |
| 2   | T          | 1.9937   | 3.7473   | 9.4080   | 6.5159   | 8.1964   | 7.2867   | 2.7955   | 4.6677   | 3.3873    | 9.3814     | 4.1107     | 7.8038     | 5.8252    | 4.0001  | 79.1197 |
|     | S          | 164.837  | 142.284  | 74.139   | 88.106   | 117.624  | 98.623   | 127.071  | 110.868  | 131.239   | 83.143     | 105.987    | 107.815    | 63.673    | 123.917 | 101.831 |
| 3   | T          | 1.9971   | 3.6524   | 9.1073   | 6.3763   | 7.9950   | 7.1637   | 2.7699   | 4.5700   | 3.3499    | 9.0823     | 3.9895     | 7.6667     | 5.8003    | 4.0066  | 77.5270 |
|     | S          | 164.557  | 145.981  | 76.587   | 90.035   | 120.587  | 100.316  | 128.246  | 113.239  | 132.704   | 85.881     | 109.207    | 109.743    | 63.947    | 123.716 | 103.923 |
| 4   | T          | 1.9931   | 3.6580   | 9.1182   | 6.3037   | 7.9555   | 7.1093   | 2.7732   | 4.4829   | 3.3143    | 9.1531     | 3.9833     | 7.5984     | 5.7851    | 4.0025  | 77.2306 |
|     | S          | 164.887  | 145.758  | 76.495   | 91.072   | 121.185  | 101.084  | 128.093  | 115.439  | 134.130   | 85.217     | 109.377    | 110.729    | 64.115    | 123.843 | 104.321 |
| 5   | T          | 1.9915   | 3.6374   | 9.1149   | 6.2243   | 7.9353   | 7.0306   | 2.7607   | 4.4629   | 3.2987    | 9.1083     | 3.9421     | 7.5438     | 5.7794    | 3.9948  | 76.8247 |
|     | S          | 165.020  | 146.583  | 76.523   | 92.234   | 121.494  | 102.216  | 128.673  | 115.956  | 134.764   | 85.636     | 110.520    | 111.530    | 64.178    | 124.082 | 104.873 |
| 6   | T          | 1.9894   | 3.6072   | 9.0981   | 6.2751   | 7.8957   | 7.0102   | 2.7485   | 4.4755   | 3.3032    | 8.9746     | 3.9498     | 7.8681     | 5.7506    | 3.9927  | 76.9387 |
|     | S          | 165.194  | 147.810  | 76.664   | 91.487   | 122.103  | 102.513  | 129.244  | 115.630  | 134.580   | 86.912     | 110.305    | 106.934    | 64.499    | 124.147 | 104.717 |
| 7   | T          | 1.9914   | 3.6014   | 9.0455   | 6.2716   | 7.8958   | 7.0043   | 2.7687   | 4.5309   | 3.3185    | 8.9720     | 3.9998     | 7.5304     | 5.8391    | 4.1213  | 76.8907 |
|     | S          | 165.028  | 148.048  | 77.110   | 91.538   | 122.102  | 102.599  | 128.301  | 114.216  | 133.960   | 86.937     | 108.926    | 111.729    | 63.522    | 120.273 | 104.783 |
| 8   | T          | 2.0621   | 3.7154   | 9.0807   | 6.2438   | 7.8821   | 7.0190   | 2.7606   | 4.5043   | 3.3086    | 9.0081     | 3.9775     | 7.5650     | 5.8981    | 4.1208  | 77.1461 |
|     | S          | 159.370  | 143.506  | 76.811   | 91.946   | 122.314  | 102.384  | 128.678  | 114.890  | 134.361   | 86.589     | 109.537    | 111.218    | 62.886    | 120.288 | 104.436 |
| 9   | T          | 2.0612   | 3.6918   | 9.0756   | 6.2256   | 7.8849   | 6.9818   | 2.7567   | 4.4949   | 3.3005    | 8.9573     | 3.9902     | 7.6110     | 5.8278    | 4.0996  | 76.9589 |
|     | S          | 159.439  | 144.423  | 76.854   | 92.215   | 122.271  | 102.930  | 128.860  | 115.130  | 134.690   | 87.080     | 109.188    | 110.546    | 63.645    | 120.910 | 104.690 |
| 10  | T          | 2.0593   | 3.6877   | 9.1376   | 6.1934   | 7.8966   | 6.9990   | 2.7517   | 4.4668   | 3.3121    | 9.2867     | 4.0275     | 7.6488     | 5.8529    | 4.1047  | 77.4248 |
|     | S          | 159.586  | 144.584  | 76.333   | 92.694   | 122.089  | 102.677  | 129.094  | 115.855  | 134.219   | 83.991     | 108.177    | 109.999    | 63.372    | 120.760 | 104.060 |
| 11  | T          | 2.0613   | 3.6957   | 9.1226   | 6.1913   | 7.9111   | 7.0077   | 2.7629   | 4.4657   | 3.2937    | 9.0707     | 3.9988     | 7.6493     | 5.8952    | 4.1143  | 77.2403 |
|     | S          | 159.432  | 144.271  | 76.458   | 92.725   | 121.866  | 102.550  | 128.570  | 115.883  | 134.968   | 85.991     | 108.953    | 109.992    | 62.917    | 120.478 | 104.308 |
| 12  | T          | 2.0591   | 3.7205   | 9.2234   | 6.1622   | 7.9327   | 7.0365   | 2.7640   | 4.5020   | 3.3149    | 8.9778     | 4.0226     | 7.6354     | 5.8700    | 4.1071  | 77.3282 |
|     | S          | 159.602  | 143.309  | 75.623   | 93.163   | 121.534  | 102.130  | 128.519  | 114.949  | 134.105   | 86.881     | 108.309    | 110.192    | 63.187    | 120.689 | 104.190 |
| 13  | T          | 2.0617   | 3.6888   | 9.1196   | 6.2346   | 7.9281   | 7.0647   | 2.7522   | 4.4548   | 3.2950    | 9.0597     | 4.0275     | 7.6380     | 5.8845    | 4.1054  | 77.3146 |
|     | S          | 159.401  | 144.541  | 76.484   | 92.081   | 121.604  | 101.722  | 129.070  | 116.167  | 134.915   | 86.096     | 108.177    | 110.155    | 63.032    | 120.739 | 104.208 |
| 14  | T          | 2.0634   | 3.6964   | 9.1522   | 6.2292   | 7.9780   | 7.0607   | 2.7687   | 4.4780   | 3.3098    | 9.0310     | 4.0363     | 7.6668     | 5.8934    | 4.0975  | 77.4614 |
|     | S          | 159.269  | 144.244  | 76.211   | 92.161   | 120.844  | 101.780  | 128.301  | 115.565  | 134.312   | 86.369     | 107.941    | 109.741    | 62.936    | 120.972 | 104.011 |
| 15  | T          | 2.0652   | 3.7247   | 9.2178   | 6.2680   | 7.9305   | 7.0525   | 2.7590   | 4.4863   | 3.3042    | 8.9649     | 4.0479     | 7.6311     | 5.8693    | 4.1037  | 77.4251 |
|     | S          | 159.131  | 143.148  | 75.669   | 91.591   | 121.567  | 101.898  | 128.752  | 115.351  | 134.540   | 87.006     | 107.632    | 110.255    | 63.195    | 120.789 | 104.059 |
| 16  | T          | 2.0618   | 3.6996   | 9.2189   | 6.3171   | 7.9091   | 7.0539   | 2.7804   | 4.4895   | 3.3058    | 9.0494     | 4.0571     | 7.6318     | 5.9353    | 4.1120  | 77.6217 |
|     | S          | 159.393  | 144.119  | 75.660   | 90.879   | 121.896  | 101.878  | 127.761  | 115.269  | 134.474   | 86.194     | 107.387    | 110.244    | 62.492    | 120.545 | 103.796 |
| 17  | T          | 2.0615   | 3.7190   | 9.1942   | 6.2365   | 7.9413   | 7.0406   | 2.7724   | 4.5168   | 3.3281    | 8.9450     | 4.0925     | 7.6988     | 5.8314    | 4.0807  | 77.4588 |
|     | S          | 159.416  | 143.367  | 75.863   | 92.053   | 121.402  | 102.070  | 128.130  | 114.572  | 133.573   | 87.200     | 106.459    | 109.285    | 63.605    | 121.470 | 104.014 |
| 18  | T          | 2.0542   | 3.6949   | 9.2250   | 6.2976   | 7.9208   | 7.0515   | 2.7719   | 4.4833   | 3.3176    | 9.0996     | 4.0403     | 7.6557     | 5.8741    | 4.0918  | 77.5783 |
|     | S          | 159.983  | 144.302  | 75.610   | 91.160   | 121.716  | 101.913  | 128.153  | 115.428  | 133.996   | 85.718     | 107.834    | 109.900    | 63.143    | 121.140 | 103.854 |
| 19  | T          | 2.0538   | 3.7003   | 9.2168   | 6.2618   | 7.9376   | 7.0851   | 2.7646   | 4.4530   | 3.2999    | 9.1220     | 3.9976     | 7.6342     | 5.8669    | 4.0947  | 77.4883 |
|     | S          | 160.014  | 144.092  | 75.677   | 91.681   | 121.459  | 101.429  | 128.491  | 116.214  | 134.715   | 85.508     | 108.986    | 110.210    | 63.221    | 121.054 | 103.974 |

Event: Cooper Tires Indy Lights Grand Prix at WRLS

Round 17 / 18

Track: WeatherTech Raceway Laguna Seca

2.238 mile(s)

Report: Section Data Report

Indy Lights

Session: Race 2

September 22, 2019



Section Data for Car 2 - Sowery, Toby (R)

| Lap | T/SPO to SF |
|-----|-------------|
| 1   | T 143.1871  |
|     | S 54.465    |
| 2   | T           |
|     | S           |
| 3   | T           |
|     | S           |
| 4   | T           |
|     | S           |
| 5   | T           |
|     | S           |
| 6   | T           |
|     | S           |
| 7   | T           |
|     | S           |
| 8   | T           |
|     | S           |
| 9   | T           |
|     | S           |
| 10  | T           |
|     | S           |
| 11  | T           |
|     | S           |
| 12  | T           |
|     | S           |
| 13  | T           |
|     | S           |
| 14  | T           |
|     | S           |
| 15  | T           |
|     | S           |
| 16  | T           |
|     | S           |
| 17  | T           |
|     | S           |
| 18  | T           |
|     | S           |
| 19  | T           |
|     | S           |

Event: Cooper Tires Indy Lights Grand Prix at WRLS  
Track: WeatherTech Raceway Laguna Seca  
Report: Section Data Report  
Session: Race 2

Round 17 / 18  
2.238 mile(s)

Indy Lights  
September 22, 2019



Section Data for Car 2 - Sowery, Toby (R)

| Lap | T/SF to I1 | I1 to I2 | I2 to I3 | I3 to I4 | I4 to I5 | I5 to I6 | I6 to I7 | I7 to I8 | I8 to I9 | I9 to I10 | I10 to I11 | I11 to I12 | I12 to I13 | I13 to SF | Lap     |         |
|-----|------------|----------|----------|----------|----------|----------|----------|----------|----------|-----------|------------|------------|------------|-----------|---------|---------|
| 20  | T          | 2.0556   | 3.7083   | 9.2864   | 6.2532   | 7.9062   | 7.0594   | 2.7793   | 4.4588   | 3.2965    | 8.9918     | 4.0399     | 7.7085     | 5.8940    | 4.0783  | 77.5162 |
|     | S          | 159.874  | 143.781  | 75.110   | 91.808   | 121.941  | 101.799  | 127.812  | 116.063  | 134.854   | 86.746     | 107.845    | 109.148    | 62.930    | 121.541 | 103.937 |
| 21  | T          | 2.0548   | 3.6937   | 9.2703   | 6.2996   | 7.9492   | 7.0951   | 2.7852   | 4.4759   | 3.2977    | 9.0199     | 4.0559     | 7.7218     | 5.9056    | 4.1084  | 77.7331 |
|     | S          | 159.936  | 144.349  | 75.240   | 91.131   | 121.282  | 101.286  | 127.541  | 115.619  | 134.805   | 86.475     | 107.419    | 108.960    | 62.806    | 120.651 | 103.647 |
| 22  | T          | 2.0624   | 3.7294   | 9.2476   | 6.2456   | 7.9245   | 7.0962   | 2.7815   | 4.5058   | 3.3083    | 9.1341     | 4.0136     | 7.6785     | 5.9263    | 4.1119  | 77.7657 |
|     | S          | 159.347  | 142.967  | 75.425   | 91.919   | 121.660  | 101.271  | 127.711  | 114.852  | 134.373   | 85.394     | 108.551    | 109.574    | 62.587    | 120.548 | 103.604 |
| 23  | T          | 2.0633   | 3.6915   | 9.2861   | 6.2376   | 8.0025   | 7.0415   | 2.7713   | 4.4946   | 3.3046    | 9.0130     | 4.1161     | 7.7440     | 5.8754    | 4.1116  | 77.7531 |
|     | S          | 159.277  | 144.435  | 75.112   | 92.037   | 120.474  | 102.057  | 128.181  | 115.138  | 134.523   | 86.542     | 105.848    | 108.647    | 63.129    | 120.557 | 103.620 |
| 24  | T          | 2.0655   | 3.6919   | 9.2500   | 6.2523   | 7.9627   | 7.1175   | 2.7726   | 4.4798   | 3.3105    | 9.1032     | 4.0976     | 7.6699     | 5.8565    | 4.0935  | 77.7235 |
|     | S          | 159.107  | 144.419  | 75.405   | 91.821   | 121.076  | 100.968  | 128.121  | 115.519  | 134.283   | 85.684     | 106.326    | 109.697    | 63.333    | 121.090 | 103.660 |
| 25  | T          | 2.0525   | 3.6896   | 9.2799   | 6.3205   | 7.9382   | 7.0843   | 2.7640   | 4.5241   | 3.2987    | 9.1212     | 4.0849     | 7.7097     | 5.9336    | 4.1066  | 77.9078 |
|     | S          | 160.115  | 144.509  | 75.162   | 90.830   | 121.450  | 101.441  | 128.519  | 114.387  | 134.764   | 85.515     | 106.657    | 109.131    | 62.510    | 120.704 | 103.415 |
| 26  | T          | 2.0543   | 3.7159   | 9.3218   | 6.2893   | 8.0079   | 7.0790   | 2.7685   | 4.5065   | 3.3080    | 9.1261     | 4.0668     | 7.7277     | 5.9877    | 4.0804  | 78.0399 |
|     | S          | 159.975  | 143.487  | 74.825   | 91.281   | 120.392  | 101.517  | 128.310  | 114.834  | 134.385   | 85.469     | 107.131    | 108.876    | 61.945    | 121.479 | 103.239 |
| 27  | T          | 2.0476   | 3.6840   | 9.2686   | 6.3720   | 7.9983   | 7.1841   | 2.7789   | 4.4845   | 3.3037    | 9.1502     | 4.0612     | 7.6927     | 5.8620    | 4.0840  | 77.9718 |
|     | S          | 160.498  | 144.729  | 75.254   | 90.096   | 120.537  | 100.032  | 127.830  | 115.397  | 134.560   | 85.244     | 107.279    | 109.372    | 63.273    | 121.372 | 103.330 |
| 28  | T          | 2.0480   | 3.6756   | 9.2849   | 6.2904   | 7.9871   | 7.1642   | 2.7680   | 4.4691   | 3.3075    | 9.1354     | 4.0869     | 7.6720     | 5.9035    | 4.0883  | 77.8809 |
|     | S          | 160.467  | 145.060  | 75.122   | 91.265   | 120.706  | 100.309  | 128.334  | 115.795  | 134.405   | 85.382     | 106.604    | 109.667    | 62.829    | 121.244 | 103.450 |
| 29  | T          | 2.0457   | 3.6572   | 9.2959   | 6.3134   | 7.9742   | 7.1240   | 2.7751   | 4.4459   | 3.3057    | 9.1690     | 4.0668     | 7.6778     | 5.8664    | 4.0842  | 77.8013 |
|     | S          | 160.647  | 145.790  | 75.033   | 90.932   | 120.901  | 100.875  | 128.005  | 116.399  | 134.478   | 85.069     | 107.131    | 109.584    | 63.226    | 121.366 | 103.556 |
| 30  | T          | 2.0436   | 3.6762   | 9.3083   | 6.3422   | 7.9589   | 7.1423   | 2.7717   | 4.5066   | 3.3266    | 9.1670     | 4.0409     | 7.7578     | 5.9754    | 4.1019  | 78.1194 |
|     | S          | 160.812  | 145.036  | 74.933   | 90.519   | 121.134  | 100.617  | 128.162  | 114.832  | 133.634   | 85.088     | 107.818    | 108.454    | 62.073    | 120.842 | 103.134 |
| 31  | T          | 2.3709   | 6.6390   | 15.9719  | 8.7896   | 12.5814  |          |          |          |           |            |            |            |           |         |         |
|     | S          | 138.612  | 80.311   | 43.670   | 65.315   | 76.628   |          |          |          |           |            |            |            |           |         |         |

Event: Cooper Tires Indy Lights Grand Prix at WRLS

Round 17 / 18

Track: WeatherTech Raceway Laguna Seca

2.238 mile(s)

Report: Section Data Report

Indy Lights

Session: Race 2

September 22, 2019



Section Data for Car 2 - Sowery, Toby (R)

| Lap | T/SPO to SF |
|-----|-------------|
| 20  | T           |
|     | S           |
| 21  | T           |
|     | S           |
| 22  | T           |
|     | S           |
| 23  | T           |
|     | S           |
| 24  | T           |
|     | S           |
| 25  | T           |
|     | S           |
| 26  | T           |
|     | S           |
| 27  | T           |
|     | S           |
| 28  | T           |
|     | S           |
| 29  | T           |
|     | S           |
| 30  | T           |
|     | S           |
| 31  | T           |
|     | S           |

Event: Cooper Tires Indy Lights Grand Prix at WRLS  
Track: WeatherTech Raceway Laguna Seca  
Report: Section Data Report  
Session: Race 2

Round 17 / 18  
2.238 mile(s)

Indy Lights  
September 22, 2019



Section Data for Car 21 - VeeKay, Rinus (R)

| Lap | T/SF to I1 | I1 to I2 | I2 to I3 | I3 to I4 | I4 to I5 | I5 to I6 | I6 to I7 | I7 to I8 | I8 to I9 | I9 to I10 | I10 to I11 | I11 to I12 | I12 to I13 | I13 to SF | Lap     |         |
|-----|------------|----------|----------|----------|----------|----------|----------|----------|----------|-----------|------------|------------|------------|-----------|---------|---------|
| 1   | T          | 2.2181   | 4.0449   | 9.9274   | 6.9232   | 8.4536   | 7.4945   | 2.8568   | 4.7050   | 3.4097    | 9.4958     | 4.1279     | 7.9495     | 5.9930    | 4.2304  | 81.8298 |
|     | S          | 148.161  | 131.816  | 70.260   | 82.923   | 114.045  | 95.889   | 124.344  | 109.989  | 130.377   | 82.142     | 105.546    | 105.839    | 61.890    | 117.171 | 98.458  |
| 2   | T          | 2.0925   | 3.8496   | 9.2906   | 6.4926   | 8.1158   | 7.2063   | 2.7991   | 4.5480   | 3.3591    | 9.2938     | 4.0118     | 7.6828     | 5.8057    | 4.1951  | 78.7428 |
|     | S          | 157.054  | 138.503  | 75.076   | 88.422   | 118.792  | 99.723   | 126.908  | 113.786  | 132.341   | 83.927     | 108.600    | 109.513    | 63.887    | 118.157 | 102.318 |
| 3   | T          | 2.0879   | 3.8099   | 9.0568   | 6.2889   | 7.9496   | 7.1094   | 2.7848   | 4.5439   | 3.3600    | 9.0447     | 3.9603     | 7.6154     | 5.7725    | 4.1845  | 77.5686 |
|     | S          | 157.400  | 139.946  | 77.014   | 91.286   | 121.275  | 101.083  | 127.559  | 113.889  | 132.305   | 86.238     | 110.012    | 110.482    | 64.254    | 118.457 | 103.867 |
| 4   | T          | 2.0801   | 3.7786   | 9.0742   | 6.2252   | 7.8728   | 7.0328   | 2.7776   | 4.4128   | 3.3169    | 9.1556     | 3.9005     | 7.5350     | 5.7286    | 4.1610  | 77.0517 |
|     | S          | 157.991  | 141.106  | 76.866   | 92.220   | 122.458  | 102.184  | 127.890  | 117.272  | 134.024   | 85.194     | 111.699    | 111.661    | 64.747    | 119.126 | 104.564 |
| 5   | T          | 2.0738   | 3.7514   | 9.0043   | 6.1960   | 7.8861   | 6.9347   | 2.7633   | 4.3652   | 3.2925    | 8.9183     | 3.9004     | 7.5440     | 5.7267    | 4.1665  | 76.5232 |
|     | S          | 158.471  | 142.129  | 77.463   | 92.655   | 122.252  | 103.629  | 128.552  | 118.551  | 135.018   | 87.461     | 111.702    | 111.528    | 64.768    | 118.968 | 105.286 |
| 6   | T          | 2.0736   | 3.7725   | 9.0394   | 6.1552   | 7.8172   | 6.9854   | 2.7673   | 4.4292   | 3.3115    | 9.0176     | 3.9191     | 7.5337     | 5.6966    | 4.1408  | 76.6591 |
|     | S          | 158.486  | 141.334  | 77.162   | 93.269   | 123.329  | 102.877  | 128.366  | 116.838  | 134.243   | 86.498     | 111.169    | 111.680    | 65.111    | 119.707 | 105.099 |
| 7   | T          | 2.0690   | 3.7584   | 9.0256   | 6.1560   | 7.8171   | 6.9497   | 2.7648   | 4.3668   | 3.2840    | 8.8949     | 3.9237     | 7.5082     | 5.7269    | 4.1581  | 76.4032 |
|     | S          | 158.838  | 141.864  | 77.280   | 93.257   | 123.331  | 103.405  | 128.482  | 118.508  | 135.367   | 87.691     | 111.039    | 112.059    | 64.766    | 119.209 | 105.451 |
| 8   | T          | 2.0728   | 3.6894   | 8.9793   | 6.1896   | 7.8406   | 6.9705   | 2.7769   | 4.3468   | 3.2749    | 8.9236     | 3.9364     | 7.5543     | 5.7989    | 4.1641  | 76.5181 |
|     | S          | 158.547  | 144.517  | 77.679   | 92.751   | 122.961  | 103.097  | 127.922  | 119.053  | 135.743   | 87.409     | 110.680    | 111.375    | 63.962    | 119.037 | 105.293 |
| 9   | T          | 2.0754   | 3.7530   | 9.1796   | 6.1962   | 7.7819   | 6.9485   | 2.7673   | 4.3987   | 3.2926    | 9.0025     | 3.9354     | 7.5389     | 5.7716    | 4.1430  | 76.7846 |
|     | S          | 158.348  | 142.068  | 75.984   | 92.652   | 123.889  | 103.423  | 128.366  | 117.648  | 135.014   | 86.643     | 110.708    | 111.603    | 64.265    | 119.643 | 104.927 |
| 10  | T          | 2.0691   | 3.7247   | 9.0877   | 6.2016   | 7.8287   | 7.0071   | 2.7637   | 4.3929   | 3.2866    | 8.9555     | 3.9081     | 7.5097     | 5.7578    | 4.1336  | 76.6268 |
|     | S          | 158.831  | 143.148  | 76.752   | 92.571   | 123.148  | 102.558  | 128.533  | 117.804  | 135.260   | 87.097     | 111.482    | 112.037    | 64.419    | 119.915 | 105.143 |
| 11  | T          | 2.0693   | 3.7119   | 9.0809   | 6.2103   | 7.8758   | 6.9809   | 2.7660   | 4.3712   | 3.2815    | 8.9477     | 3.9497     | 7.6004     | 5.7702    | 4.1401  | 76.7559 |
|     | S          | 158.815  | 143.641  | 76.810   | 92.442   | 122.412  | 102.943  | 128.426  | 118.389  | 135.470   | 87.173     | 110.308    | 110.700    | 64.280    | 119.727 | 104.967 |
| 12  | T          | 2.0640   | 3.7295   | 9.1170   | 6.1696   | 7.8414   | 6.9891   | 2.7702   | 4.4351   | 3.2969    | 8.8901     | 3.9513     | 7.5170     | 5.7858    | 4.1481  | 76.7051 |
|     | S          | 159.223  | 142.963  | 76.505   | 93.052   | 122.949  | 102.822  | 128.232  | 116.683  | 134.837   | 87.738     | 110.263    | 111.928    | 64.107    | 119.496 | 105.036 |
| 13  | T          | 2.0688   | 3.7265   | 9.0861   | 6.2478   | 7.8200   | 6.9793   | 2.7633   | 4.3221   | 3.2625    | 8.9001     | 3.9706     | 7.5575     | 5.7497    | 4.1322  | 76.5865 |
|     | S          | 158.854  | 143.078  | 76.766   | 91.887   | 123.285  | 102.967  | 128.552  | 119.733  | 136.259   | 87.639     | 109.727    | 111.328    | 64.509    | 119.956 | 105.199 |
| 14  | T          | 2.0705   | 3.7177   | 9.1402   | 6.2475   | 7.8936   | 7.0063   | 2.7727   | 4.3618   | 3.2823    | 8.8996     | 3.9756     | 7.5772     | 5.7388    | 4.1321  | 76.8159 |
|     | S          | 158.723  | 143.417  | 76.311   | 91.891   | 122.136  | 102.570  | 128.116  | 118.644  | 135.437   | 87.644     | 109.589    | 111.039    | 64.632    | 119.959 | 104.885 |
| 15  | T          | 2.0666   | 3.7076   | 9.0571   | 6.2183   | 7.8165   | 6.9992   | 2.7580   | 4.3449   | 3.2700    | 8.8930     | 3.9925     | 7.5121     | 5.7342    | 4.1414  | 76.5114 |
|     | S          | 159.023  | 143.808  | 77.011   | 92.323   | 123.340  | 102.674  | 128.799  | 119.105  | 135.947   | 87.709     | 109.125    | 112.001    | 64.684    | 119.689 | 105.302 |
| 16  | T          | 2.0701   | 3.7123   | 9.1056   | 6.3332   | 7.8921   | 6.9847   | 2.7671   | 4.3652   | 3.2857    | 9.0458     | 3.9877     | 7.5698     | 5.6997    | 4.1183  | 76.9373 |
|     | S          | 158.754  | 143.626  | 76.601   | 90.648   | 122.159  | 102.887  | 128.375  | 118.551  | 135.297   | 86.228     | 109.256    | 111.147    | 65.075    | 120.361 | 104.719 |
| 17  | T          | 2.0658   | 3.7166   | 9.0899   | 6.1790   | 7.8944   | 6.9885   | 2.7560   | 4.3722   | 3.2818    | 8.9230     | 4.0030     | 7.6657     | 5.7770    | 4.1187  | 76.8316 |
|     | S          | 159.084  | 143.460  | 76.734   | 92.910   | 122.123  | 102.831  | 128.892  | 118.361  | 135.458   | 87.415     | 108.839    | 109.757    | 64.204    | 120.349 | 104.863 |
| 18  | T          | 2.0642   | 3.7325   | 9.1117   | 6.2338   | 7.8907   | 6.9879   | 2.7574   | 4.3670   | 3.2806    | 8.9720     | 3.9918     | 7.5748     | 5.7210    | 4.1171  | 76.8025 |
|     | S          | 159.208  | 142.848  | 76.550   | 92.093   | 122.181  | 102.840  | 128.827  | 118.502  | 135.507   | 86.937     | 109.144    | 111.074    | 64.833    | 120.396 | 104.903 |
| 19  | T          | 2.0567   | 3.7050   | 9.1105   | 6.2421   | 7.8836   | 6.9983   | 2.7619   | 4.3702   | 3.2780    | 8.9739     | 3.9729     | 7.5483     | 5.7617    | 4.1177  | 76.7808 |
|     | S          | 159.788  | 143.909  | 76.560   | 91.971   | 122.291  | 102.687  | 128.617  | 118.416  | 135.615   | 86.919     | 109.663    | 111.464    | 64.375    | 120.378 | 104.932 |

Event: Cooper Tires Indy Lights Grand Prix at WRLS

Round 17 / 18

Track: WeatherTech Raceway Laguna Seca

2.238 mile(s)

Report: Section Data Report

Indy Lights

Session: Race 2

September 22, 2019



Section Data for Car 21 - VeeKay, Rinus (R)

| Lap | T/SPO to SF |          |
|-----|-------------|----------|
| 1   | T           | 143.9007 |
|     | S           | 54.195   |
| 2   | T           |          |
|     | S           |          |
| 3   | T           |          |
|     | S           |          |
| 4   | T           |          |
|     | S           |          |
| 5   | T           |          |
|     | S           |          |
| 6   | T           |          |
|     | S           |          |
| 7   | T           |          |
|     | S           |          |
| 8   | T           |          |
|     | S           |          |
| 9   | T           |          |
|     | S           |          |
| 10  | T           |          |
|     | S           |          |
| 11  | T           |          |
|     | S           |          |
| 12  | T           |          |
|     | S           |          |
| 13  | T           |          |
|     | S           |          |
| 14  | T           |          |
|     | S           |          |
| 15  | T           |          |
|     | S           |          |
| 16  | T           |          |
|     | S           |          |
| 17  | T           |          |
|     | S           |          |
| 18  | T           |          |
|     | S           |          |
| 19  | T           |          |
|     | S           |          |

Event: Cooper Tires Indy Lights Grand Prix at WRLS  
Track: WeatherTech Raceway Laguna Seca  
Report: Section Data Report  
Session: Race 2

Round 17 / 18  
2.238 mile(s)

Indy Lights  
September 22, 2019



Section Data for Car 21 - VeeKay, Rinus (R)

| Lap | T/SF to I1 | I1 to I2 | I2 to I3 | I3 to I4 | I4 to I5 | I5 to I6 | I6 to I7 | I7 to I8 | I8 to I9 | I9 to I10 | I10 to I11 | I11 to I12 | I12 to I13 | I13 to SF | Lap     |         |
|-----|------------|----------|----------|----------|----------|----------|----------|----------|----------|-----------|------------|------------|------------|-----------|---------|---------|
| 20  | T          | 2.0587   | 3.7232   | 9.1256   | 6.2627   | 7.9084   | 6.9874   | 2.7657   | 4.3668   | 3.2802    | 8.9333     | 3.9506     | 7.5485     | 5.7756    | 4.1222  | 76.8089 |
|     | S          | 159.633  | 143.205  | 76.433   | 91.668   | 121.907  | 102.847  | 128.440  | 118.508  | 135.524   | 87.314     | 110.282    | 111.461    | 64.220    | 120.247 | 104.894 |
| 21  | T          | 2.0601   | 3.7026   | 9.1742   | 6.2238   | 7.8606   | 7.0058   | 2.7913   | 4.3836   | 3.2738    | 8.9712     | 3.9888     | 7.5751     | 5.7118    | 4.1219  | 76.8446 |
|     | S          | 159.524  | 144.002  | 76.028   | 92.241   | 122.649  | 102.577  | 127.262  | 118.054  | 135.789   | 86.945     | 109.226    | 111.070    | 64.937    | 120.256 | 104.845 |
| 22  | T          | 2.0626   | 3.7056   | 9.0929   | 6.4926   | 7.9325   | 6.9887   | 2.7705   | 4.3625   | 3.2768    | 9.0136     | 3.9838     | 7.6101     | 5.7564    | 4.1428  | 77.1914 |
|     | S          | 159.331  | 143.885  | 76.708   | 88.422   | 121.537  | 102.828  | 128.218  | 118.625  | 135.665   | 86.536     | 109.363    | 110.559    | 64.434    | 119.649 | 104.374 |
| 23  | T          | 2.0683   | 3.6983   | 9.2578   | 6.2477   | 7.9448   | 6.9780   | 2.7707   | 4.3586   | 3.2740    | 8.9481     | 4.0022     | 7.6639     | 5.7332    | 4.1154  | 77.0610 |
|     | S          | 158.892  | 144.169  | 75.342   | 91.888   | 121.349  | 102.986  | 128.208  | 118.731  | 135.781   | 87.169     | 108.861    | 109.783    | 64.695    | 120.446 | 104.551 |
| 24  | T          | 2.0624   | 3.6693   | 9.2710   | 6.2759   | 7.9249   | 7.0039   | 2.7825   | 4.3584   | 3.2670    | 9.0307     | 3.9984     | 7.5843     | 5.6789    | 4.1227  | 77.0303 |
|     | S          | 159.347  | 145.309  | 75.235   | 91.475   | 121.653  | 102.605  | 127.665  | 118.736  | 136.071   | 86.372     | 108.964    | 110.935    | 65.314    | 120.232 | 104.593 |
| 25  | T          | 2.0605   | 3.6774   | 9.1783   | 6.2535   | 7.9248   | 7.0570   | 2.7614   | 4.3997   | 3.2768    | 9.3959     | 4.0071     | 7.6062     | 5.7861    | 4.1191  | 77.5038 |
|     | S          | 159.494  | 144.989  | 75.994   | 91.803   | 121.655  | 101.833  | 128.640  | 117.622  | 135.665   | 83.015     | 108.727    | 110.616    | 64.103    | 120.337 | 103.954 |
| 26  | T          | 2.0548   | 3.7221   | 9.2591   | 6.2783   | 7.9159   | 7.0330   | 2.7716   | 4.4203   | 3.2800    | 9.1256     | 4.0094     | 7.6363     | 5.8744    | 4.1234  | 77.5042 |
|     | S          | 159.936  | 143.248  | 75.331   | 91.441   | 121.792  | 102.181  | 128.167  | 117.074  | 135.532   | 85.474     | 108.665    | 110.179    | 63.140    | 120.212 | 103.953 |
| 27  | T          | 2.0502   | 3.7061   | 9.2302   | 6.2958   | 7.9377   | 7.0439   | 2.7730   | 4.4066   | 3.2727    | 9.1477     | 3.9918     | 7.5861     | 5.7674    | 4.1118  | 77.3210 |
|     | S          | 160.295  | 143.866  | 75.567   | 91.186   | 121.457  | 102.023  | 128.102  | 117.437  | 135.834   | 85.267     | 109.144    | 110.909    | 64.311    | 120.551 | 104.199 |
| 28  | T          | 2.0501   | 3.6855   | 9.1940   | 6.2713   | 7.9818   | 7.0188   | 2.7684   | 4.3774   | 3.2813    | 9.1198     | 4.0004     | 7.6438     | 5.7061    | 4.0887  | 77.1874 |
|     | S          | 160.303  | 144.670  | 75.865   | 91.543   | 120.786  | 102.387  | 128.315  | 118.221  | 135.478   | 85.528     | 108.910    | 110.071    | 65.002    | 121.232 | 104.380 |
| 29  | T          | 2.0462   | 3.6597   | 9.2554   | 6.2724   | 7.8905   | 7.0659   | 2.7678   | 4.3467   | 3.2667    | 9.0596     | 4.0451     | 7.6204     | 5.6993    | 4.0973  | 77.0930 |
|     | S          | 160.608  | 145.690  | 75.361   | 91.527   | 122.184  | 101.705  | 128.343  | 119.056  | 136.084   | 86.097     | 107.706    | 110.409    | 65.080    | 120.978 | 104.508 |
| 30  | T          | 2.0447   | 3.6786   | 9.2622   | 6.2586   | 7.9094   | 7.0467   | 2.7761   | 4.3823   | 3.2731    | 9.4621     | 4.0750     | 7.6144     | 5.8019    | 4.1125  | 77.6976 |
|     | S          | 160.726  | 144.942  | 75.306   | 91.728   | 121.892  | 101.982  | 127.959  | 118.089  | 135.818   | 82.434     | 106.916    | 110.496    | 63.929    | 120.531 | 103.694 |
| 31  | T          | 2.3659   | 5.6956   | 14.4272  | 10.9392  | 14.9128  | 13.2602  | 4.6977   | 7.9767   |           |            |            |            |           |         |         |
|     | S          | 138.905  | 93.613   | 48.346   | 52.480   | 64.649   | 54.195   | 75.617   | 64.876   |           |            |            |            |           |         |         |

Event: Cooper Tires Indy Lights Grand Prix at WRLS

Round 17 / 18

Track: WeatherTech Raceway Laguna Seca

2.238 mile(s)

Report: Section Data Report

Indy Lights

Session: Race 2

September 22, 2019



Section Data for Car 21 - VeeKay, Rinus (R)

| Lap | T/SPO to SF |
|-----|-------------|
| 20  | T           |
|     | S           |
| 21  | T           |
|     | S           |
| 22  | T           |
|     | S           |
| 23  | T           |
|     | S           |
| 24  | T           |
|     | S           |
| 25  | T           |
|     | S           |
| 26  | T           |
|     | S           |
| 27  | T           |
|     | S           |
| 28  | T           |
|     | S           |
| 29  | T           |
|     | S           |
| 30  | T           |
|     | S           |
| 31  | T           |
|     | S           |



Event: Cooper Tires Indy Lights Grand Prix at WRLS  
 Track: WeatherTech Raceway Laguna Seca  
 Report: Section Data Report  
 Session: Race 2

Round 17 / 18  
 2.238 mile(s)

Indy Lights  
 September 22, 2019



Section Data for Car 27 - Megennis, Robert (R)

| Lap | T/SF to I1 | I1 to I2 | I2 to I3 | I3 to I4 | I4 to I5 | I5 to I6 | I6 to I7 | I7 to I8 | I8 to I9 | I9 to I10 | I10 to I11 | I11 to I12 | I12 to I13 | I13 to SF | Lap     |         |
|-----|------------|----------|----------|----------|----------|----------|----------|----------|----------|-----------|------------|------------|------------|-----------|---------|---------|
| 1   | T          | 2.1914   | 4.2028   | 10.6142  | 7.4948   | 8.8726   | 7.8236   | 2.9162   | 5.0223   | 3.4582    | 9.6203     | 4.2837     | 8.1891     | 5.9405    | 4.0681  | 84.6978 |
|     | S          | 149.966  | 126.863  | 65.714   | 76.599   | 108.659  | 91.855   | 121.812  | 103.040  | 128.548   | 81.079     | 101.707    | 102.742    | 62.437    | 121.846 | 95.124  |
| 2   | T          | 2.0097   | 3.7420   | 9.4270   | 6.4405   | 8.2014   | 7.3659   | 2.7581   | 4.6676   | 3.2849    | 9.4162     | 4.0462     | 7.8647     | 5.8846    | 4.0618  | 79.1706 |
|     | S          | 163.525  | 142.486  | 73.990   | 89.138   | 117.552  | 97.563   | 128.794  | 110.871  | 135.330   | 82.836     | 107.677    | 106.980    | 63.030    | 122.035 | 101.765 |
| 3   | T          | 1.9981   | 3.7278   | 9.2445   | 6.3654   | 8.1425   | 7.2154   | 2.7302   | 4.6303   | 3.2704    | 9.3347     | 3.9827     | 7.7853     | 5.8089    | 4.0467  | 78.2829 |
|     | S          | 164.474  | 143.029  | 75.450   | 90.189   | 118.402  | 99.598   | 130.110  | 111.764  | 135.930   | 83.559     | 109.394    | 108.071    | 63.852    | 122.490 | 102.919 |
| 4   | T          | 1.9836   | 3.7028   | 9.3264   | 6.3831   | 8.1102   | 7.1420   | 2.6958   | 4.4929   | 3.2396    | 9.1658     | 3.9521     | 7.6778     | 5.8454    | 4.0516  | 77.7691 |
|     | S          | 165.677  | 143.994  | 74.788   | 89.939   | 118.874  | 100.621  | 131.771  | 115.182  | 137.222   | 85.099     | 110.241    | 109.584    | 63.453    | 122.342 | 103.599 |
| 5   | T          | 1.9812   | 3.6623   | 9.3203   | 6.7312   | 8.1268   | 7.1102   | 2.7643   | 4.5483   | 3.3302    | 9.2145     | 3.9731     | 7.5789     | 5.8293    | 4.1217  | 78.2923 |
|     | S          | 165.877  | 145.587  | 74.837   | 85.288   | 118.631  | 101.071  | 128.505  | 113.779  | 133.489   | 84.649     | 109.658    | 111.014    | 63.628    | 120.261 | 102.907 |
| 6   | T          | 2.0612   | 3.7548   | 9.1719   | 6.2025   | 7.8534   | 7.1233   | 2.6986   | 4.4504   | 3.2077    | 9.0852     | 3.9590     | 7.6736     | 5.8737    | 4.0167  | 77.1320 |
|     | S          | 159.439  | 142.000  | 76.047   | 92.558   | 122.761  | 100.885  | 131.634  | 116.282  | 138.587   | 85.854     | 110.048    | 109.644    | 63.147    | 123.405 | 104.455 |
| 7   | T          | 1.9736   | 3.6649   | 9.7510   | 6.2558   | 8.0492   | 7.1181   | 2.7873   | 4.4742   | 3.3228    | 9.0985     | 3.9228     | 7.4914     | 5.8674    | 4.1752  | 77.9522 |
|     | S          | 166.516  | 145.483  | 71.531   | 91.769   | 119.775  | 100.959  | 127.445  | 115.663  | 133.786   | 85.728     | 111.064    | 112.311    | 63.215    | 118.720 | 103.356 |
| 8   | T          | 2.0802   | 3.7651   | 9.1949   | 6.1385   | 7.8530   | 7.0479   | 2.7685   | 4.4394   | 3.3114    | 9.1462     | 3.9810     | 7.5956     | 5.9041    | 4.1783  | 77.4041 |
|     | S          | 157.983  | 141.612  | 75.857   | 93.523   | 122.767  | 101.965  | 128.310  | 116.570  | 134.247   | 85.281     | 109.440    | 110.770    | 62.822    | 118.632 | 104.088 |
| 9   | T          | 2.0785   | 3.7538   | 9.1920   | 6.1185   | 7.7801   | 7.0787   | 2.7756   | 4.4471   | 3.3056    | 9.0728     | 3.8793     | 7.6150     | 5.8517    | 4.1523  | 77.1010 |
|     | S          | 158.112  | 142.038  | 75.881   | 93.829   | 123.918  | 101.521  | 127.982  | 116.368  | 134.483   | 85.971     | 112.309    | 110.488    | 63.385    | 119.375 | 104.497 |
| 10  | T          | 2.0724   | 3.7283   | 9.1399   | 6.2134   | 7.8181   | 7.0896   | 2.7647   | 4.4027   | 3.3001    | 9.2046     | 3.9292     | 7.5825     | 5.8528    | 4.1619  | 77.2602 |
|     | S          | 158.578  | 143.009  | 76.314   | 92.396   | 123.315  | 101.365  | 128.487  | 117.542  | 134.707   | 84.740     | 110.883    | 110.961    | 63.373    | 119.100 | 104.281 |
| 11  | T          | 2.0763   | 3.7509   | 9.1188   | 6.1860   | 7.7790   | 7.0210   | 2.7600   | 4.4041   | 3.2918    | 9.1994     | 3.9018     | 7.5238     | 5.8734    | 4.1583  | 77.0446 |
|     | S          | 158.280  | 142.148  | 76.490   | 92.805   | 123.935  | 102.355  | 128.706  | 117.504  | 135.046   | 84.788     | 111.662    | 111.827    | 63.151    | 119.203 | 104.573 |
| 12  | T          | 2.0707   | 3.7535   | 9.1745   | 6.1762   | 7.7429   | 7.0072   | 2.7668   | 4.4252   | 3.2983    | 9.4022     | 3.9782     | 7.5604     | 5.8134    | 4.1668  | 77.3363 |
|     | S          | 158.708  | 142.049  | 76.026   | 92.952   | 124.513  | 102.557  | 128.389  | 116.944  | 134.780   | 82.959     | 109.517    | 111.286    | 63.802    | 118.960 | 104.179 |
| 13  | T          | 2.0794   | 3.7445   | 9.2142   | 6.1973   | 7.7802   | 7.0733   | 2.7882   | 4.4857   | 3.3096    | 9.0060     | 3.9437     | 7.4867     | 5.9154    | 4.1774  | 77.2016 |
|     | S          | 158.044  | 142.391  | 75.698   | 92.636   | 123.916  | 101.598  | 127.404  | 115.367  | 134.320   | 86.609     | 110.475    | 112.381    | 62.702    | 118.658 | 104.361 |
| 14  | T          | 2.0815   | 3.7518   | 9.2456   | 6.1445   | 7.8658   | 7.0492   | 2.7765   | 4.4917   | 3.3246    | 9.1932     | 3.9579     | 7.7301     | 5.9159    | 4.1597  | 77.6880 |
|     | S          | 157.884  | 142.114  | 75.441   | 93.432   | 122.567  | 101.946  | 127.941  | 115.213  | 133.714   | 84.845     | 110.079    | 108.843    | 62.697    | 119.163 | 103.707 |
| 15  | T          | 2.0766   | 3.7369   | 9.1533   | 6.2829   | 7.8823   | 7.1039   | 2.7749   | 4.4893   | 3.3176    | 9.1164     | 3.9540     | 7.6762     | 5.8718    | 4.1398  | 77.5759 |
|     | S          | 158.257  | 142.680  | 76.202   | 91.374   | 122.311  | 101.161  | 128.014  | 115.274  | 133.996   | 85.560     | 110.188    | 109.607    | 63.168    | 119.736 | 103.857 |
| 16  | T          | 2.0719   | 3.7062   | 9.2018   | 6.1923   | 7.8880   | 7.0825   | 2.7728   | 4.4960   | 3.3136    | 9.1080     | 3.9505     | 7.5354     | 5.8759    | 4.1383  | 77.3332 |
|     | S          | 158.616  | 143.862  | 75.800   | 92.710   | 122.222  | 101.466  | 128.111  | 115.102  | 134.158   | 85.639     | 110.285    | 111.655    | 63.124    | 119.779 | 104.183 |
| 17  | T          | 2.0682   | 3.7312   | 9.1681   | 6.1986   | 7.7998   | 7.0574   | 2.7621   | 4.4733   | 3.3052    | 9.1728     | 3.9707     | 7.5938     | 5.8054    | 4.1209  | 77.2275 |
|     | S          | 158.900  | 142.898  | 76.079   | 92.616   | 123.605  | 101.827  | 128.608  | 115.686  | 134.499   | 85.034     | 109.724    | 110.796    | 63.890    | 120.285 | 104.326 |
| 18  | T          | 2.0594   | 3.7360   | 9.2139   | 6.2153   | 7.8347   | 7.0679   | 2.7713   | 4.4664   | 3.3087    | 9.3373     | 4.0291     | 7.5838     | 5.9221    | 4.1431  | 77.6890 |
|     | S          | 159.579  | 142.715  | 75.701   | 92.367   | 123.054  | 101.676  | 128.181  | 115.865  | 134.357   | 83.536     | 108.134    | 110.942    | 62.631    | 119.640 | 103.706 |
| 19  | T          | 2.0609   | 3.7167   | 9.1517   | 6.2066   | 7.8787   | 7.0998   | 2.7736   | 4.4976   | 3.3202    | 9.1697     | 3.9669     | 7.6498     | 5.8299    | 4.1519  | 77.4740 |
|     | S          | 159.463  | 143.456  | 76.215   | 92.497   | 122.367  | 101.219  | 128.074  | 115.061  | 133.891   | 85.063     | 109.829    | 109.985    | 63.622    | 119.387 | 103.994 |

Event: Cooper Tires Indy Lights Grand Prix at WRLS

Track: WeatherTech Raceway Laguna Seca

Report: Section Data Report

Session: Race 2

Round 17 / 18

2.238 mile(s)

Indy Lights  
September 22, 2019



Section Data for Car 27 - Megennis, Robert (R)

| Lap | T/SPO to SF |
|-----|-------------|
| 1   | T 143.2623  |
|     | S 54.436    |
| 2   | T           |
|     | S           |
| 3   | T           |
|     | S           |
| 4   | T           |
|     | S           |
| 5   | T           |
|     | S           |
| 6   | T           |
|     | S           |
| 7   | T           |
|     | S           |
| 8   | T           |
|     | S           |
| 9   | T           |
|     | S           |
| 10  | T           |
|     | S           |
| 11  | T           |
|     | S           |
| 12  | T           |
|     | S           |
| 13  | T           |
|     | S           |
| 14  | T           |
|     | S           |
| 15  | T           |
|     | S           |
| 16  | T           |
|     | S           |
| 17  | T           |
|     | S           |
| 18  | T           |
|     | S           |
| 19  | T           |
|     | S           |

Event: Cooper Tires Indy Lights Grand Prix at WRLS  
Track: WeatherTech Raceway Laguna Seca  
Report: Section Data Report  
Session: Race 2

Round 17 / 18  
2.238 mile(s)

Indy Lights  
September 22, 2019



Section Data for Car 27 - Megennis, Robert (R)

| Lap | T/SF to I1 | I1 to I2 | I2 to I3 | I3 to I4 | I4 to I5 | I5 to I6 | I6 to I7 | I7 to I8 | I8 to I9 | I9 to I10 | I10 to I11 | I11 to I12 | I12 to I13 | I13 to SF | Lap     |         |
|-----|------------|----------|----------|----------|----------|----------|----------|----------|----------|-----------|------------|------------|------------|-----------|---------|---------|
| 20  | T          | 2.0664   | 3.7254   | 9.2776   | 6.2476   | 7.8267   | 7.0666   | 2.7684   | 4.4622   | 3.3080    | 9.3554     | 4.0154     | 7.5767     | 5.8556    | 4.1704  | 77.7224 |
|     | S          | 159.038  | 143.121  | 75.181   | 91.890   | 123.180  | 101.695  | 128.315  | 115.974  | 134.385   | 83.374     | 108.503    | 111.046    | 63.343    | 118.857 | 103.661 |
| 21  | T          | 2.0660   | 3.7356   | 9.2417   | 6.1887   | 7.7702   | 7.0965   | 2.7763   | 4.4564   | 3.2980    | 9.2048     | 4.0112     | 7.5725     | 5.8115    | 4.1269  | 77.3563 |
|     | S          | 159.069  | 142.730  | 75.473   | 92.764   | 124.075  | 101.266  | 127.950  | 116.125  | 134.792   | 84.738     | 108.616    | 111.108    | 63.823    | 120.110 | 104.152 |
| 22  | T          | 2.0664   | 3.7285   | 9.2133   | 6.2375   | 7.8783   | 7.1048   | 2.7708   | 4.5662   | 3.3226    | 9.5202     | 4.0394     | 7.6433     | 5.8446    | 4.1269  | 78.0628 |
|     | S          | 159.038  | 143.002  | 75.706   | 92.039   | 122.373  | 101.148  | 128.204  | 113.333  | 133.794   | 81.931     | 107.858    | 110.079    | 63.462    | 120.110 | 103.209 |
| 23  | T          | 2.0666   | 3.7616   | 9.3460   | 6.2522   | 7.8514   | 7.0741   | 2.7872   | 4.5468   | 3.3198    | 9.1816     | 4.0395     | 7.6612     | 5.8736    | 4.1445  | 77.9061 |
|     | S          | 159.023  | 141.743  | 74.631   | 91.822   | 122.792  | 101.587  | 127.450  | 113.816  | 133.907   | 84.953     | 107.855    | 109.821    | 63.149    | 119.600 | 103.417 |
| 24  | T          | 2.0696   | 3.7146   | 9.2926   | 6.1944   | 7.8690   | 7.1413   | 2.7776   | 4.4963   | 3.3039    | 9.2088     | 3.9846     | 7.5570     | 5.7658    | 4.1442  | 77.5197 |
|     | S          | 158.792  | 143.537  | 75.060   | 92.679   | 122.518  | 100.631  | 127.890  | 115.095  | 134.552   | 84.702     | 109.341    | 111.336    | 64.329    | 119.609 | 103.932 |
| 25  | T          | 2.0635   | 3.7498   | 9.2485   | 6.2608   | 7.9111   | 7.1241   | 2.7585   | 4.5550   | 3.3124    | 9.1572     | 3.9843     | 7.6355     | 5.8035    | 4.1379  | 77.7021 |
|     | S          | 159.262  | 142.189  | 75.418   | 91.696   | 121.866  | 100.874  | 128.776  | 113.611  | 134.206   | 85.179     | 109.350    | 110.191    | 63.911    | 119.791 | 103.688 |
| 26  | T          | 2.0576   | 3.7170   | 9.3131   | 6.2440   | 7.9043   | 7.1354   | 2.7613   | 4.5707   | 3.3146    | 9.2891     | 4.0090     | 7.6284     | 5.8336    | 4.1326  | 77.9107 |
|     | S          | 159.718  | 143.444  | 74.895   | 91.943   | 121.970  | 100.714  | 128.645  | 113.221  | 134.117   | 83.969     | 108.676    | 110.294    | 63.582    | 119.944 | 103.411 |
| 27  | T          | 2.0522   | 3.7336   | 9.2597   | 6.3854   | 7.9934   | 7.1712   | 2.7733   | 4.5552   | 3.3259    | 9.2524     | 4.0157     | 7.7267     | 5.8640    | 4.1504  | 78.2591 |
|     | S          | 160.139  | 142.806  | 75.326   | 89.907   | 120.611  | 100.211  | 128.088  | 113.606  | 133.662   | 84.302     | 108.495    | 108.890    | 63.252    | 119.430 | 102.950 |
| 28  | T          | 2.0584   | 3.7253   | 9.3511   | 6.3267   | 7.9474   | 7.1439   | 2.7732   | 4.5152   | 3.3223    | 9.4040     | 4.0595     | 7.7064     | 5.9165    | 4.1332  | 78.3831 |
|     | S          | 159.656  | 143.125  | 74.590   | 90.741   | 121.309  | 100.594  | 128.093  | 114.613  | 133.807   | 82.943     | 107.324    | 109.177    | 62.691    | 119.927 | 102.787 |
| 29  | T          | 2.0545   | 3.7254   | 9.3133   | 6.2969   | 7.9745   | 7.1901   | 2.7634   | 4.5690   | 3.3343    | 9.3030     | 4.0409     | 7.5847     | 5.9196    | 4.1573  | 78.2269 |
|     | S          | 159.959  | 143.121  | 74.893   | 91.170   | 120.897  | 99.948   | 128.547  | 113.263  | 133.325   | 83.844     | 107.818    | 110.929    | 62.658    | 119.232 | 102.993 |
| 30  | T          | 2.0618   | 3.7443   | 9.3299   | 6.2995   | 7.8662   | 7.1898   | 2.7859   | 4.5380   | 3.3264    | 9.3937     | 4.1118     | 7.7196     | 5.8684    | 4.1265  | 78.3618 |
|     | S          | 159.393  | 142.398  | 74.760   | 91.133   | 122.561  | 99.952   | 127.509  | 114.037  | 133.642   | 83.034     | 105.959    | 108.991    | 63.204    | 120.122 | 102.815 |
| 31  | T          | 2.2274   | 5.8843   | 12.0860  | 7.8642   | 10.7606  | 9.9708   |          |          |           |            |            |            |           |         |         |
|     | S          | 147.543  | 90.611   | 57.711   | 73.001   | 89.595   | 72.074   |          |          |           |            |            |            |           |         |         |

Event: Cooper Tires Indy Lights Grand Prix at WRLS

Round 17 / 18

Track: WeatherTech Raceway Laguna Seca

2.238 mile(s)

Report: Section Data Report

Indy Lights

Session: Race 2

September 22, 2019



Section Data for Car 27 - Megennis, Robert (R)

| Lap | T/SPO to SF |
|-----|-------------|
| 20  | T           |
|     | S           |
| 21  | T           |
|     | S           |
| 22  | T           |
|     | S           |
| 23  | T           |
|     | S           |
| 24  | T           |
|     | S           |
| 25  | T           |
|     | S           |
| 26  | T           |
|     | S           |
| 27  | T           |
|     | S           |
| 28  | T           |
|     | S           |
| 29  | T           |
|     | S           |
| 30  | T           |
|     | S           |
| 31  | T           |
|     | S           |

Event: Cooper Tires Indy Lights Grand Prix at WRLS  
 Track: WeatherTech Raceway Laguna Seca  
 Report: Section Data Report  
 Session: Race 2

Round 17 / 18  
 2.238 mile(s)

Indy Lights  
 September 22, 2019



Section Data for Car 28 - Askew, Oliver (R)

| Lap | T/SF to I1 | I1 to I2 | I2 to I3 | I3 to I4 | I4 to I5 | I5 to I6 | I6 to I7 | I7 to I8 | I8 to I9 | I9 to I10 | I10 to I11 | I11 to I12 | I12 to I13 | I13 to SF | Lap     |         |
|-----|------------|----------|----------|----------|----------|----------|----------|----------|----------|-----------|------------|------------|------------|-----------|---------|---------|
| 1   | T          | 2.2345   | 4.0358   | 9.9381   | 7.0332   | 8.5697   | 7.5582   | 2.8325   | 4.8014   | 3.3960    | 9.5010     | 4.1832     | 7.9647     | 6.0530    | 4.3408  | 82.4421 |
|     | S          | 147.074  | 132.113  | 70.184   | 81.626   | 112.500  | 95.080   | 125.411  | 107.781  | 130.903   | 82.097     | 104.150    | 105.637    | 61.277    | 114.191 | 97.727  |
| 2   | T          | 2.0755   | 3.7719   | 9.2889   | 6.4716   | 8.1283   | 7.1882   | 2.7216   | 4.5762   | 3.2838    | 9.3248     | 4.0584     | 7.7979     | 5.8268    | 4.0423  | 78.5562 |
|     | S          | 158.341  | 141.356  | 75.090   | 88.709   | 118.609  | 99.974   | 130.521  | 113.085  | 135.375   | 83.648     | 107.353    | 107.896    | 63.656    | 122.624 | 102.561 |
| 3   | T          | 2.0005   | 3.7087   | 9.1881   | 6.3827   | 8.0691   | 7.1155   | 2.7010   | 4.5102   | 3.3424    | 9.1332     | 4.0283     | 7.6533     | 5.8190    | 4.0142  | 77.6662 |
|     | S          | 164.277  | 143.765  | 75.913   | 89.945   | 119.479  | 100.996  | 131.517  | 114.740  | 133.002   | 85.403     | 108.155    | 109.935    | 63.741    | 123.482 | 103.736 |
| 4   | T          | 1.9942   | 3.6919   | 9.1070   | 6.2885   | 7.9707   | 7.0433   | 2.7470   | 4.4579   | 3.3261    | 9.0004     | 3.9676     | 7.6201     | 5.7684    | 4.1130  | 77.0961 |
|     | S          | 164.796  | 144.419  | 76.589   | 91.292   | 120.954  | 102.031  | 129.315  | 116.086  | 133.654   | 86.663     | 109.810    | 110.414    | 64.300    | 120.516 | 104.503 |
| 5   | T          | 2.0592   | 3.7543   | 9.0643   | 6.1850   | 7.8729   | 7.0222   | 2.7336   | 4.4222   | 3.3140    | 9.0779     | 3.9484     | 7.5308     | 5.8046    | 4.0290  | 76.8184 |
|     | S          | 159.594  | 142.019  | 76.950   | 92.820   | 122.457  | 102.338  | 129.949  | 117.023  | 134.142   | 85.923     | 110.344    | 111.723    | 63.899    | 123.028 | 104.881 |
| 6   | T          | 1.9955   | 3.6372   | 9.0404   | 6.2286   | 7.8575   | 6.9524   | 2.7291   | 4.3562   | 3.2845    | 8.9630     | 3.9542     | 7.5937     | 5.8640    | 4.0180  | 76.4743 |
|     | S          | 164.689  | 146.591  | 77.154   | 92.170   | 122.697  | 103.365  | 130.163  | 118.796  | 135.346   | 87.024     | 110.182    | 110.798    | 63.252    | 123.365 | 105.353 |
| 7   | T          | 1.9903   | 3.6040   | 9.0180   | 6.2152   | 7.8833   | 6.9742   | 2.7408   | 4.3733   | 3.2984    | 9.0811     | 3.9472     | 7.4752     | 5.8586    | 4.1120  | 76.5716 |
|     | S          | 165.119  | 147.942  | 77.345   | 92.369   | 122.295  | 103.042  | 129.607  | 118.332  | 134.776   | 85.893     | 110.377    | 112.554    | 63.310    | 120.545 | 105.219 |
| 8   | T          | 2.0609   | 3.7201   | 9.1139   | 6.1986   | 7.8727   | 7.0294   | 2.7439   | 4.3816   | 3.2879    | 9.0960     | 3.9885     | 7.5487     | 5.8518    | 4.1171  | 77.0111 |
|     | S          | 159.463  | 143.325  | 76.531   | 92.616   | 122.460  | 102.233  | 129.461  | 118.108  | 135.207   | 85.752     | 109.235    | 111.458    | 63.384    | 120.396 | 104.619 |
| 9   | T          | 2.0605   | 3.7193   | 9.1474   | 6.2072   | 7.8148   | 6.9783   | 2.7381   | 4.3680   | 3.2915    | 9.1415     | 3.9294     | 7.5495     | 5.8664    | 4.1711  | 76.9830 |
|     | S          | 159.494  | 143.355  | 76.251   | 92.488   | 123.367  | 102.982  | 129.735  | 118.475  | 135.059   | 85.325     | 110.877    | 111.446    | 63.226    | 118.837 | 104.657 |
| 10  | T          | 2.0706   | 3.6816   | 9.0861   | 6.1729   | 7.7965   | 6.9722   | 2.7420   | 4.3336   | 3.2867    | 9.1218     | 3.9522     | 7.4545     | 5.9074    | 4.1314  | 76.7095 |
|     | S          | 158.716  | 144.823  | 76.766   | 93.002   | 123.657  | 103.072  | 129.550  | 119.416  | 135.256   | 85.509     | 110.238    | 112.867    | 62.787    | 119.979 | 105.030 |
| 11  | T          | 2.0642   | 3.6866   | 9.0586   | 6.1921   | 7.8112   | 6.9966   | 2.7364   | 4.3161   | 3.2876    | 9.1010     | 3.9520     | 7.5623     | 5.9279    | 4.1514  | 76.8440 |
|     | S          | 159.208  | 144.627  | 76.999   | 92.713   | 123.424  | 102.712  | 129.816  | 119.900  | 135.219   | 85.705     | 110.243    | 111.258    | 62.570    | 119.401 | 104.846 |
| 12  | T          | 2.0668   | 3.7009   | 9.1459   | 6.1899   | 7.7966   | 6.9500   | 2.7376   | 4.3015   | 3.2683    | 9.1109     | 3.9546     | 7.5288     | 5.7819    | 4.1154  | 76.6491 |
|     | S          | 159.007  | 144.068  | 76.264   | 92.746   | 123.655  | 103.401  | 129.759  | 120.307  | 136.017   | 85.612     | 110.171    | 111.753    | 64.150    | 120.446 | 105.113 |
| 13  | T          | 2.0619   | 3.6964   | 9.1236   | 6.1786   | 7.8339   | 6.9466   | 2.7286   | 4.3037   | 3.2705    | 9.0585     | 3.9544     | 7.6318     | 5.8328    | 4.1259  | 76.7472 |
|     | S          | 159.385  | 144.244  | 76.450   | 92.916   | 123.067  | 103.452  | 130.187  | 120.245  | 135.926   | 86.107     | 110.176    | 110.244    | 63.590    | 120.139 | 104.978 |
| 14  | T          | 2.0657   | 3.7045   | 9.1376   | 6.1940   | 7.8073   | 6.9509   | 2.7422   | 4.2903   | 3.2804    | 9.1859     | 3.9477     | 7.5302     | 5.8660    | 4.1279  | 76.8306 |
|     | S          | 159.092  | 143.928  | 76.333   | 92.685   | 123.486  | 103.388  | 129.541  | 120.621  | 135.516   | 84.913     | 110.363    | 111.732    | 63.230    | 120.081 | 104.864 |
| 15  | T          | 2.0658   | 3.7108   | 9.1491   | 6.1872   | 7.8067   | 6.9719   | 2.7394   | 4.3527   | 3.2821    | 9.0519     | 3.9817     | 7.5149     | 5.8335    | 4.1264  | 76.7741 |
|     | S          | 159.084  | 143.684  | 76.237   | 92.787   | 123.495  | 103.076  | 129.673  | 118.892  | 135.445   | 86.170     | 109.421    | 111.959    | 63.583    | 120.125 | 104.942 |
| 16  | T          | 2.0640   | 3.7178   | 9.1605   | 6.2293   | 7.8443   | 6.9551   | 2.7515   | 4.2982   | 3.2782    | 9.6843     | 3.9970     | 7.5118     | 5.8513    | 4.1023  | 77.4456 |
|     | S          | 159.223  | 143.413  | 76.142   | 92.160   | 122.903  | 103.325  | 129.103  | 120.399  | 135.607   | 80.543     | 109.002    | 112.006    | 63.389    | 120.830 | 104.032 |
| 17  | T          | 2.0586   | 3.6861   | 9.1413   | 6.2875   | 7.8648   | 7.0162   | 2.7438   | 4.3675   | 3.2980    | 9.1590     | 3.9645     | 7.5038     | 5.7909    | 4.0968  | 76.9788 |
|     | S          | 159.641  | 144.647  | 76.302   | 91.307   | 122.583  | 102.425  | 129.465  | 118.489  | 134.792   | 85.162     | 109.896    | 112.125    | 64.050    | 120.992 | 104.663 |
| 18  | T          | 2.0530   | 3.6767   | 9.1352   | 6.2909   | 7.8835   | 6.9951   | 2.7338   | 4.3293   | 3.2807    | 9.0164     | 3.9519     | 7.5165     | 5.7768    | 4.1107  | 76.7505 |
|     | S          | 160.076  | 145.016  | 76.353   | 91.257   | 122.292  | 102.734  | 129.939  | 119.534  | 135.503   | 86.509     | 110.246    | 111.936    | 64.207    | 120.583 | 104.974 |
| 19  | T          | 2.0545   | 3.6744   | 9.1633   | 6.2199   | 7.8461   | 7.0120   | 2.7415   | 4.3186   | 3.2755    | 9.0043     | 3.9776     | 7.5692     | 5.8034    | 4.1107  | 76.7710 |
|     | S          | 159.959  | 145.107  | 76.119   | 92.299   | 122.875  | 102.487  | 129.574  | 119.831  | 135.718   | 86.625     | 109.534    | 111.156    | 63.912    | 120.583 | 104.946 |

Event: Cooper Tires Indy Lights Grand Prix at WRLS

Round 17 / 18

Track: WeatherTech Raceway Laguna Seca

2.238 mile(s)

Report: Section Data Report

Indy Lights

Session: Race 2

September 22, 2019



Section Data for Car 28 - Askew, Oliver (R)

| Lap | T/SPO to SF |
|-----|-------------|
| 1   | T 143.6995  |
|     | S 54.270    |
| 2   | T           |
|     | S           |
| 3   | T           |
|     | S           |
| 4   | T           |
|     | S           |
| 5   | T           |
|     | S           |
| 6   | T           |
|     | S           |
| 7   | T           |
|     | S           |
| 8   | T           |
|     | S           |
| 9   | T           |
|     | S           |
| 10  | T           |
|     | S           |
| 11  | T           |
|     | S           |
| 12  | T           |
|     | S           |
| 13  | T           |
|     | S           |
| 14  | T           |
|     | S           |
| 15  | T           |
|     | S           |
| 16  | T           |
|     | S           |
| 17  | T           |
|     | S           |
| 18  | T           |
|     | S           |
| 19  | T           |
|     | S           |

Event: Cooper Tires Indy Lights Grand Prix at WRLS  
Track: WeatherTech Raceway Laguna Seca  
Report: Section Data Report  
Session: Race 2

Round 17 / 18  
2.238 mile(s)

Indy Lights  
September 22, 2019



Section Data for Car 28 - Askew, Oliver (R)

| Lap | T/SF to I1 | I1 to I2 | I2 to I3 | I3 to I4 | I4 to I5 | I5 to I6 | I6 to I7 | I7 to I8 | I8 to I9 | I9 to I10 | I10 to I11 | I11 to I12 | I12 to I13 | I13 to SF | Lap     |         |
|-----|------------|----------|----------|----------|----------|----------|----------|----------|----------|-----------|------------|------------|------------|-----------|---------|---------|
| 20  | T          | 2.0564   | 3.6721   | 9.0985   | 6.2168   | 7.8426   | 7.0501   | 2.7602   | 4.3430   | 3.2913    | 9.5647     | 4.0574     | 7.6954     | 5.8003    | 4.1197  | 77.5685 |
|     | S          | 159.811  | 145.198  | 76.661   | 92.345   | 122.930  | 101.933  | 128.696  | 119.157  | 135.067   | 81.550     | 107.380    | 109.333    | 63.947    | 120.320 | 103.867 |
| 21  | T          | 2.0592   | 3.6736   | 9.2086   | 6.2481   | 7.8687   | 7.0613   | 2.7536   | 4.3249   | 3.2807    | 9.1105     | 4.0054     | 7.6802     | 5.8601    | 4.1308  | 77.2657 |
|     | S          | 159.594  | 145.139  | 75.744   | 91.882   | 122.522  | 101.771  | 129.005  | 119.656  | 135.503   | 85.615     | 108.774    | 109.550    | 63.294    | 119.997 | 104.274 |
| 22  | T          | 2.0677   | 3.7051   | 9.2023   | 6.2463   | 7.8711   | 7.1071   | 2.7873   | 4.3955   | 3.3004    | 9.1768     | 3.9866     | 7.6933     | 5.8570    | 4.1305  | 77.5270 |
|     | S          | 158.938  | 143.905  | 75.796   | 91.909   | 122.485  | 101.115  | 127.445  | 117.734  | 134.694   | 84.997     | 109.287    | 109.363    | 63.327    | 120.005 | 103.923 |
| 23  | T          | 2.0659   | 3.6820   | 9.2492   | 6.2305   | 7.8989   | 7.0751   | 2.7507   | 4.3448   | 3.2898    | 9.1271     | 3.9784     | 7.6257     | 5.9016    | 4.1513  | 77.3710 |
|     | S          | 159.077  | 144.808  | 75.412   | 92.142   | 122.054  | 101.573  | 129.141  | 119.108  | 135.128   | 85.460     | 109.512    | 110.333    | 62.849    | 119.404 | 104.132 |
| 24  | T          | 2.0665   | 3.6961   | 9.2057   | 6.2849   | 7.9296   | 7.0436   | 2.7518   | 4.4799   | 3.3593    | 9.0321     | 4.0270     | 7.6120     | 5.8495    | 4.1197  | 77.4577 |
|     | S          | 159.030  | 144.255  | 75.768   | 91.344   | 121.581  | 102.027  | 129.089  | 115.516  | 132.333   | 86.359     | 108.190    | 110.531    | 63.409    | 120.320 | 104.015 |
| 25  | T          | 2.0604   | 3.6828   | 9.2745   | 6.3014   | 7.8994   | 7.0059   | 2.7336   | 4.3333   | 3.2785    | 9.0757     | 4.0335     | 7.6294     | 5.8650    | 4.1211  | 77.2945 |
|     | S          | 159.501  | 144.776  | 75.206   | 91.105   | 122.046  | 102.576  | 129.949  | 119.424  | 135.594   | 85.944     | 108.016    | 110.279    | 63.241    | 120.279 | 104.235 |
| 26  | T          | 2.0495   | 3.6722   | 9.2214   | 6.2664   | 7.8842   | 7.0145   | 2.7404   | 4.3958   | 3.3252    | 9.1563     | 4.0001     | 7.7100     | 5.8376    | 4.1063  | 77.3799 |
|     | S          | 160.350  | 145.194  | 75.639   | 91.614   | 122.281  | 102.450  | 129.626  | 117.726  | 133.690   | 85.187     | 108.918    | 109.126    | 63.538    | 120.713 | 104.120 |
| 27  | T          | 2.0476   | 3.6661   | 9.2438   | 6.3493   | 7.8901   | 7.0289   | 2.7434   | 4.3570   | 3.2870    | 9.1217     | 3.9789     | 7.6625     | 5.7690    | 4.1134  | 77.2587 |
|     | S          | 160.498  | 145.436  | 75.456   | 90.418   | 122.190  | 102.240  | 129.484  | 118.774  | 135.244   | 85.510     | 109.498    | 109.803    | 64.293    | 120.504 | 104.283 |
| 28  | T          | 2.0485   | 3.6386   | 9.2651   | 6.2650   | 7.9057   | 7.0524   | 2.7501   | 4.3127   | 3.2864    | 9.5972     | 4.0773     | 7.7247     | 5.8323    | 4.1121  | 77.8681 |
|     | S          | 160.428  | 146.535  | 75.283   | 91.635   | 121.949  | 101.900  | 129.169  | 119.994  | 135.268   | 81.274     | 106.855    | 108.919    | 63.596    | 120.542 | 103.467 |
| 29  | T          | 2.0504   | 3.6529   | 9.3297   | 6.3188   | 7.9149   | 7.0599   | 2.7423   | 4.4165   | 3.3095    | 9.1247     | 4.0386     | 7.5800     | 5.8343    | 4.1026  | 77.4751 |
|     | S          | 160.279  | 145.961  | 74.761   | 90.854   | 121.807  | 101.791  | 129.536  | 117.174  | 134.324   | 85.482     | 107.879    | 110.998    | 63.574    | 120.821 | 103.992 |
| 30  | T          | 2.0413   | 3.6574   | 9.2045   | 6.2266   | 7.8818   | 7.0843   | 2.7553   | 4.3349   | 3.2829    | 9.1187     | 4.0085     | 7.6370     | 5.8718    | 4.1461  | 77.2511 |
|     | S          | 160.994  | 145.782  | 75.778   | 92.200   | 122.319  | 101.441  | 128.925  | 119.380  | 135.412   | 85.539     | 108.689    | 110.169    | 63.168    | 119.554 | 104.294 |
| 31  | T          | 2.3513   | 10.3010  |          |          |          |          |          |          |           |            |            |            |           |         |         |
|     | S          | 139.768  | 51.760   |          |          |          |          |          |          |           |            |            |            |           |         |         |

Event: Cooper Tires Indy Lights Grand Prix at WRLS

Round 17 / 18

Track: WeatherTech Raceway Laguna Seca

2.238 mile(s)

Report: Section Data Report

Indy Lights

Session: Race 2

September 22, 2019



Section Data for Car 28 - Askew, Oliver (R)

| Lap | T/SPO to SF |
|-----|-------------|
| 20  | T           |
|     | S           |
| 21  | T           |
|     | S           |
| 22  | T           |
|     | S           |
| 23  | T           |
|     | S           |
| 24  | T           |
|     | S           |
| 25  | T           |
|     | S           |
| 26  | T           |
|     | S           |
| 27  | T           |
|     | S           |
| 28  | T           |
|     | S           |
| 29  | T           |
|     | S           |
| 30  | T           |
|     | S           |
| 31  | T           |
|     | S           |



**Event:** Cooper Tires Indy Lights Grand Prix at WRLS  
**Track:** WeatherTech Raceway Laguna Seca  
**Report:** Section Data Report  
**Session:** Race 2

**Round 17 / 18**  
**2.238 mile(s)**

**Indy Lights**  
**September 22, 2019**



**Section Data for Car 48 - Norman, Ryan**

| Lap | T/SF to I1 | I1 to I2 | I2 to I3 | I3 to I4 | I4 to I5 | I5 to I6 | I6 to I7 | I7 to I8 | I8 to I9 | I9 to I10 | I10 to I11 | I11 to I12 | I12 to I13 | I13 to SF | Lap     |         |
|-----|------------|----------|----------|----------|----------|----------|----------|----------|----------|-----------|------------|------------|------------|-----------|---------|---------|
| 1   | T          | 2.2050   | 4.1866   | 10.0575  | 7.1393   | 8.7004   | 7.8021   | 2.8947   | 4.8645   | 3.4288    | 9.6743     | 4.3215     | 8.1869     | 6.0141    | 4.0612  | 83.5369 |
|     | S          | 149.041  | 127.354  | 69.351   | 80.413   | 110.810  | 92.108   | 122.716  | 106.383  | 129.650   | 80.626     | 100.817    | 102.770    | 61.673    | 122.053 | 96.446  |
| 2   | T          | 2.0067   | 3.8273   | 9.4531   | 6.5290   | 8.4573   | 7.2812   | 2.8248   | 4.6063   | 3.3049    | 9.1693     | 4.0989     | 7.9315     | 5.9170    | 4.0661  | 79.4734 |
|     | S          | 163.770  | 139.310  | 73.785   | 87.929   | 113.995  | 98.698   | 125.753  | 112.346  | 134.511   | 85.066     | 106.292    | 106.079    | 62.685    | 121.906 | 101.377 |
| 3   | T          | 2.0057   | 3.7700   | 9.2780   | 6.3522   | 8.2130   | 7.1101   | 2.8014   | 4.5538   | 3.3814    | 9.3948     | 4.0222     | 7.8169     | 5.8542    | 4.1599  | 78.7136 |
|     | S          | 163.851  | 141.428  | 75.178   | 90.377   | 117.386  | 101.073  | 126.803  | 113.641  | 131.468   | 83.025     | 108.319    | 107.634    | 63.358    | 119.157 | 102.356 |
| 4   | T          | 2.0739   | 3.8509   | 9.1451   | 6.3291   | 8.0152   | 6.9900   | 2.7757   | 4.4491   | 3.3211    | 9.1305     | 3.9943     | 7.7150     | 5.9166    | 4.1523  | 77.8588 |
|     | S          | 158.463  | 138.456  | 76.270   | 90.707   | 120.283  | 102.809  | 127.978  | 116.316  | 133.855   | 85.428     | 109.076    | 109.056    | 62.690    | 119.375 | 103.480 |
| 5   | T          | 2.0753   | 3.8427   | 9.2019   | 6.4403   | 8.0217   | 6.9899   | 2.7883   | 4.4214   | 3.3185    | 9.1087     | 3.9396     | 7.5840     | 5.8822    | 4.1455  | 77.7600 |
|     | S          | 158.356  | 138.752  | 75.800   | 89.140   | 120.185  | 102.811  | 127.399  | 117.044  | 133.960   | 85.632     | 110.590    | 110.939    | 63.056    | 119.571 | 103.611 |
| 6   | T          | 2.0810   | 3.7832   | 9.1916   | 6.3258   | 7.9305   | 6.9836   | 2.7888   | 4.4151   | 3.3099    | 9.1706     | 4.0313     | 7.6317     | 5.8833    | 4.1538  | 77.6802 |
|     | S          | 157.922  | 140.934  | 75.885   | 90.754   | 121.567  | 102.903  | 127.376  | 117.211  | 134.308   | 85.054     | 108.075    | 110.246    | 63.044    | 119.332 | 103.718 |
| 7   | T          | 2.0771   | 3.7752   | 10.0209  | 6.5885   | 8.2086   | 7.2047   | 2.8053   | 4.5735   | 3.2572    | 9.1839     | 4.0666     | 7.6871     | 5.8841    | 4.0410  | 79.3737 |
|     | S          | 158.219  | 141.233  | 69.605   | 87.135   | 117.449  | 99.745   | 126.627  | 113.152  | 136.481   | 84.931     | 107.137    | 109.451    | 63.036    | 122.663 | 101.505 |
| 8   | T          | 2.0012   | 3.7194   | 9.2734   | 6.2391   | 7.9997   | 7.0459   | 2.7784   | 4.4527   | 3.2708    | 9.1793     | 3.9827     | 7.6709     | 5.9380    | 4.0620  | 77.6135 |
|     | S          | 164.220  | 143.352  | 75.215   | 92.015   | 120.516  | 101.994  | 127.853  | 116.222  | 135.913   | 84.974     | 109.394    | 109.683    | 62.464    | 122.029 | 103.807 |
| 9   | T          | 2.0003   | 3.6803   | 9.2174   | 6.2424   | 7.9422   | 7.0752   | 2.7807   | 4.4513   | 3.3174    | 9.2429     | 3.9899     | 7.6120     | 5.8701    | 4.1366  | 77.5587 |
|     | S          | 164.294  | 144.875  | 75.672   | 91.966   | 121.388  | 101.571  | 127.747  | 116.258  | 134.004   | 84.389     | 109.196    | 110.531    | 63.186    | 119.828 | 103.880 |
| 10  | T          | 2.0720   | 3.7099   | 9.1751   | 6.2514   | 7.9631   | 7.0318   | 2.7708   | 4.4970   | 3.3609    | 9.2807     | 3.9723     | 7.7469     | 5.9310    | 4.1453  | 77.9082 |
|     | S          | 158.608  | 143.719  | 76.021   | 91.834   | 121.070  | 102.198  | 128.204  | 115.077  | 132.270   | 84.045     | 109.680    | 108.606    | 62.537    | 119.577 | 103.414 |
| 11  | T          | 2.0732   | 3.7170   | 9.1635   | 6.2200   | 7.9334   | 7.0336   | 2.7707   | 4.4449   | 3.3145    | 9.1809     | 4.0088     | 7.7419     | 5.9595    | 4.1527  | 77.7146 |
|     | S          | 158.516  | 143.444  | 76.117   | 92.298   | 121.523  | 102.172  | 128.208  | 116.426  | 134.121   | 84.959     | 108.681    | 108.677    | 62.238    | 119.364 | 103.672 |
| 12  | T          | 2.0743   | 3.7303   | 9.2820   | 6.2914   | 8.0254   | 7.1045   | 2.7660   | 4.4752   | 3.3090    | 9.2035     | 3.9996     | 7.6764     | 5.9279    | 4.1481  | 78.0136 |
|     | S          | 158.432  | 142.933  | 75.145   | 91.250   | 120.130  | 101.152  | 128.426  | 115.637  | 134.344   | 84.750     | 108.931    | 109.604    | 62.570    | 119.496 | 103.274 |
| 13  | T          | 2.0793   | 3.7295   | 9.2269   | 6.2875   | 7.9392   | 7.0783   | 2.7713   | 4.4107   | 3.3110    | 9.1890     | 4.0037     | 7.7119     | 5.9658    | 4.1497  | 77.8538 |
|     | S          | 158.051  | 142.963  | 75.594   | 91.307   | 121.434  | 101.527  | 128.181  | 117.328  | 134.263   | 84.884     | 108.820    | 109.099    | 62.173    | 119.450 | 103.486 |
| 14  | T          | 2.0814   | 3.7274   | 9.2400   | 6.3545   | 7.9539   | 7.0972   | 2.7844   | 4.4850   | 3.3326    | 9.3266     | 4.0074     | 7.6736     | 5.9899    | 4.1361  | 78.1900 |
|     | S          | 157.892  | 143.044  | 75.487   | 90.344   | 121.210  | 101.256  | 127.578  | 115.385  | 133.393   | 83.632     | 108.719    | 109.644    | 61.922    | 119.843 | 103.041 |
| 15  | T          | 2.0737   | 3.7073   | 9.2621   | 6.2811   | 7.9877   | 7.0639   | 2.7875   | 4.4648   | 3.3202    | 9.1236     | 4.0128     | 7.6592     | 5.9331    | 4.1299  | 77.8069 |
|     | S          | 158.478  | 143.819  | 75.307   | 91.400   | 120.697  | 101.734  | 127.436  | 115.907  | 133.891   | 85.493     | 108.573    | 109.850    | 62.515    | 120.023 | 103.549 |
| 16  | T          | 2.0715   | 3.6823   | 9.2555   | 6.2752   | 7.9169   | 7.0581   | 2.7820   | 4.4745   | 3.3362    | 9.1988     | 3.9970     | 7.6470     | 5.9224    | 4.1328  | 77.7502 |
|     | S          | 158.647  | 144.796  | 75.361   | 91.486   | 121.776  | 101.817  | 127.688  | 115.655  | 133.249   | 84.794     | 109.002    | 110.025    | 62.628    | 119.938 | 103.624 |
| 17  | T          | 2.0680   | 3.6883   | 9.2531   | 6.2715   | 8.0328   | 7.0596   | 2.7735   | 4.4637   | 3.3176    | 9.1559     | 3.9659     | 7.8065     | 5.9117    | 4.1315  | 77.8996 |
|     | S          | 158.915  | 144.560  | 75.380   | 91.540   | 120.019  | 101.796  | 128.079  | 115.935  | 133.996   | 85.191     | 109.857    | 107.777    | 62.742    | 119.976 | 103.425 |
| 18  | T          | 2.0656   | 3.6629   | 9.3243   | 6.3188   | 7.9969   | 7.1086   | 2.7916   | 4.5227   | 3.3232    | 9.3271     | 4.0492     | 7.8201     | 5.8996    | 4.1309  | 78.3415 |
|     | S          | 159.100  | 145.563  | 74.805   | 90.854   | 120.558  | 101.094  | 127.249  | 114.423  | 133.770   | 83.627     | 107.597    | 107.590    | 62.870    | 119.994 | 102.842 |
| 19  | T          | 2.0634   | 3.7065   | 9.3063   | 6.3562   | 8.0291   | 7.0778   | 2.7892   | 4.4642   | 3.3215    | 9.3265     | 4.0070     | 7.8280     | 5.9481    | 4.1220  | 78.3458 |
|     | S          | 159.269  | 143.850  | 74.949   | 90.320   | 120.075  | 101.534  | 127.358  | 115.922  | 133.839   | 83.633     | 108.730    | 107.481    | 62.358    | 120.253 | 102.836 |

Event: Cooper Tires Indy Lights Grand Prix at WRLS

Round 17 / 18

Track: WeatherTech Raceway Laguna Seca

2.238 mile(s)

Report: Section Data Report

Indy Lights

Session: Race 2

September 22, 2019



Section Data for Car 48 - Norman, Ryan

| Lap | T/SPO to SF |
|-----|-------------|
| 1   | T 141.8826  |
|     | S 54.965    |
| 2   | T           |
|     | S           |
| 3   | T           |
|     | S           |
| 4   | T           |
|     | S           |
| 5   | T           |
|     | S           |
| 6   | T           |
|     | S           |
| 7   | T           |
|     | S           |
| 8   | T           |
|     | S           |
| 9   | T           |
|     | S           |
| 10  | T           |
|     | S           |
| 11  | T           |
|     | S           |
| 12  | T           |
|     | S           |
| 13  | T           |
|     | S           |
| 14  | T           |
|     | S           |
| 15  | T           |
|     | S           |
| 16  | T           |
|     | S           |
| 17  | T           |
|     | S           |
| 18  | T           |
|     | S           |
| 19  | T           |
|     | S           |

Event: Cooper Tires Indy Lights Grand Prix at WRLS  
 Track: WeatherTech Raceway Laguna Seca  
 Report: Section Data Report  
 Session: Race 2

Round 17 / 18  
 2.238 mile(s)

Indy Lights  
 September 22, 2019



Section Data for Car 48 - Norman, Ryan

| Lap | T/SF to I1 | I1 to I2 | I2 to I3 | I3 to I4 | I4 to I5 | I5 to I6 | I6 to I7 | I7 to I8 | I8 to I9 | I9 to I10 | I10 to I11 | I11 to I12 | I12 to I13 | I13 to SF | Lap     |         |
|-----|------------|----------|----------|----------|----------|----------|----------|----------|----------|-----------|------------|------------|------------|-----------|---------|---------|
| 20  | T          | 2.0658   | 3.7442   | 9.3190   | 6.3807   | 8.0026   | 7.0396   | 2.7865   | 4.5112   | 3.3394    | 9.6675     | 4.0074     | 7.7445     | 5.8971    | 4.1159  | 78.6214 |
|     | S          | 159.084  | 142.402  | 74.847   | 89.973   | 120.472  | 102.085  | 127.482  | 114.714  | 133.121   | 80.683     | 108.719    | 108.640    | 62.897    | 120.431 | 102.476 |
| 21  | T          | 2.0610   | 3.7212   | 9.3317   | 6.3106   | 8.0134   | 7.0462   | 2.7826   | 4.4367   | 3.2999    | 9.4047     | 4.0474     | 7.8375     | 5.9234    | 4.1362  | 78.3525 |
|     | S          | 159.455  | 143.282  | 74.745   | 90.972   | 120.310  | 101.989  | 127.660  | 116.641  | 134.715   | 82.937     | 107.645    | 107.351    | 62.618    | 119.840 | 102.828 |
| 22  | T          | 2.0748   | 3.7489   | 9.3443   | 6.3252   | 8.0082   | 7.0906   | 2.7865   | 4.5060   | 3.3362    | 9.3208     | 3.9866     | 7.7529     | 5.9147    | 4.1116  | 78.3073 |
|     | S          | 158.394  | 142.224  | 74.644   | 90.762   | 120.388  | 101.351  | 127.482  | 114.847  | 133.249   | 83.684     | 109.287    | 108.522    | 62.710    | 120.557 | 102.887 |
| 23  | T          | 2.0687   | 3.7139   | 9.3161   | 6.3106   | 8.0953   | 7.0752   | 2.7727   | 4.4652   | 3.3116    | 9.3511     | 4.0534     | 7.7129     | 5.9255    | 4.1364  | 78.3086 |
|     | S          | 158.861  | 143.564  | 74.870   | 90.972   | 119.093  | 101.571  | 128.116  | 115.896  | 134.239   | 83.413     | 107.486    | 109.085    | 62.595    | 119.834 | 102.885 |
| 24  | T          | 2.0713   | 3.7427   | 9.3473   | 6.3396   | 8.0654   | 7.0958   | 2.7709   | 4.4902   | 3.3229    | 9.4408     | 4.0559     | 7.8311     | 5.8977    | 4.1221  | 78.5937 |
|     | S          | 158.662  | 142.459  | 74.620   | 90.556   | 119.534  | 101.276  | 128.199  | 115.251  | 133.782   | 82.620     | 107.419    | 107.439    | 62.890    | 120.250 | 102.512 |
| 25  | T          | 2.0637   | 3.6863   | 9.4562   | 6.3614   | 8.0829   | 7.0697   | 2.7798   | 4.4820   | 3.3139    | 9.2350     | 4.0752     | 7.7055     | 5.9187    | 4.1178  | 78.3481 |
|     | S          | 159.246  | 144.639  | 73.761   | 90.246   | 119.275  | 101.650  | 127.789  | 115.462  | 134.146   | 84.461     | 106.911    | 109.190    | 62.667    | 120.375 | 102.833 |
| 26  | T          | 2.0570   | 3.7207   | 9.3397   | 6.2839   | 8.0540   | 7.1011   | 2.7847   | 4.4910   | 3.3131    | 9.2471     | 4.0365     | 7.8574     | 5.9157    | 4.1255  | 78.3274 |
|     | S          | 159.765  | 143.301  | 74.681   | 91.359   | 119.703  | 101.201  | 127.564  | 115.230  | 134.178   | 84.351     | 107.936    | 107.079    | 62.699    | 120.151 | 102.861 |
| 27  | T          | 2.0574   | 3.6884   | 9.3557   | 6.4157   | 8.0117   | 7.0663   | 2.7767   | 4.5414   | 3.3269    | 9.2389     | 4.0634     | 7.7447     | 5.9148    | 4.1249  | 78.3269 |
|     | S          | 159.734  | 144.556  | 74.553   | 89.482   | 120.335  | 101.699  | 127.931  | 113.952  | 133.622   | 84.426     | 107.221    | 108.637    | 62.709    | 120.168 | 102.861 |
| 28  | T          | 2.0609   | 3.6999   | 9.3603   | 6.3247   | 7.9784   | 7.0742   | 2.7769   | 4.4897   | 3.3212    | 9.2389     | 4.1077     | 7.9602     | 5.9568    | 4.1230  | 78.4728 |
|     | S          | 159.463  | 144.107  | 74.517   | 90.770   | 120.838  | 101.586  | 127.922  | 115.264  | 133.851   | 84.426     | 106.065    | 105.696    | 62.267    | 120.224 | 102.670 |
| 29  | T          | 2.0564   | 3.7186   | 9.3671   | 6.2823   | 8.0507   | 7.1138   | 2.7968   | 4.5592   | 3.3302    | 9.3964     | 4.1329     | 7.7593     | 5.8921    | 4.1251  | 78.5809 |
|     | S          | 159.811  | 143.382  | 74.463   | 91.382   | 119.752  | 101.020  | 127.012  | 113.507  | 133.489   | 83.011     | 105.418    | 108.433    | 62.950    | 120.162 | 102.529 |
| 30  | T          | 2.0585   | 3.7294   | 9.3971   | 6.3372   | 8.0404   | 7.0906   | 2.7965   | 4.5054   | 3.3165    | 9.3746     | 4.0711     | 7.8110     | 5.9711    | 4.1152  | 78.6146 |
|     | S          | 159.648  | 142.967  | 74.225   | 90.591   | 119.906  | 101.351  | 127.026  | 114.862  | 134.041   | 83.204     | 107.018    | 107.715    | 62.117    | 120.451 | 102.485 |
| 31  | T          | 2.4540   | 6.1452   | 17.4044  | 9.3255   |          |          |          |          |           |            |            |            |           |         |         |
|     | S          | 133.919  | 86.764   | 40.076   | 61.561   |          |          |          |          |           |            |            |            |           |         |         |

Event: Cooper Tires Indy Lights Grand Prix at WRLS

Round 17 / 18

Track: WeatherTech Raceway Laguna Seca

2.238 mile(s)

Report: Section Data Report

Indy Lights

Session: Race 2

September 22, 2019



Section Data for Car 48 - Norman, Ryan

| Lap | T/SPO to SF |
|-----|-------------|
| 20  | T           |
|     | S           |
| 21  | T           |
|     | S           |
| 22  | T           |
|     | S           |
| 23  | T           |
|     | S           |
| 24  | T           |
|     | S           |
| 25  | T           |
|     | S           |
| 26  | T           |
|     | S           |
| 27  | T           |
|     | S           |
| 28  | T           |
|     | S           |
| 29  | T           |
|     | S           |
| 30  | T           |
|     | S           |
| 31  | T           |
|     | S           |

Event: Cooper Tires Indy Lights Grand Prix at WRLS  
 Track: WeatherTech Raceway Laguna Seca  
 Report: Section Data Report  
 Session: Race 2

Round 17 / 18  
 2.238 mile(s)

Indy Lights  
 September 22, 2019



Section Data for Car 5 - Kohl, Lucas (R)

| Lap | T/SF to I1 | I1 to I2 | I2 to I3 | I3 to I4 | I4 to I5 | I5 to I6 | I6 to I7 | I7 to I8 | I8 to I9 | I9 to I10 | I10 to I11 | I11 to I12 | I12 to I13 | I13 to SF | Lap     |         |
|-----|------------|----------|----------|----------|----------|----------|----------|----------|----------|-----------|------------|------------|------------|-----------|---------|---------|
| 1   | T          | 2.2321   | 4.4362   | 10.4431  | 7.6602   | 8.8531   | 8.1687   | 2.9313   | 5.0010   | 3.4862    | 9.9635     | 4.3453     | 8.4395     | 6.2041    | 4.1210  | 86.2853 |
|     | S          | 147.232  | 120.189  | 66.791   | 74.945   | 108.899  | 87.974   | 121.184  | 103.479  | 127.516   | 78.286     | 100.265    | 99.694     | 59.785    | 120.282 | 93.374  |
| 2   | T          | 2.0033   | 4.0479   | 9.6615   | 6.6527   | 8.2987   | 7.4771   | 2.7980   | 4.6258   | 3.3267    | 9.5807     | 4.0817     | 8.0095     | 6.0144    | 4.1080  | 80.6860 |
|     | S          | 164.048  | 131.718  | 72.194   | 86.294   | 116.174  | 96.112   | 126.958  | 111.873  | 133.630   | 81.414     | 106.740    | 105.046    | 61.670    | 120.663 | 99.854  |
| 3   | T          | 2.0006   | 3.8188   | 9.3799   | 6.5413   | 8.1479   | 7.1983   | 2.7434   | 4.5084   | 3.2702    | 9.4722     | 4.0966     | 7.8822     | 5.9190    | 4.0712  | 79.0500 |
|     | S          | 164.269  | 139.620  | 74.361   | 87.764   | 118.324  | 99.834   | 129.484  | 114.786  | 135.938   | 82.346     | 106.352    | 106.742    | 62.664    | 121.753 | 101.920 |
| 4   | T          | 1.9987   | 3.7689   | 9.1755   | 6.5188   | 8.1041   | 7.2261   | 2.7457   | 4.6634   | 3.3482    | 9.1373     | 4.0049     | 7.7621     | 5.9596    | 4.1177  | 78.5310 |
|     | S          | 164.425  | 141.469  | 76.018   | 88.067   | 118.963  | 99.450   | 129.376  | 110.971  | 132.771   | 85.364     | 108.787    | 108.394    | 62.237    | 120.378 | 102.594 |
| 5   | T          | 2.0029   | 3.6820   | 9.2068   | 6.4036   | 7.9887   | 7.1817   | 2.7923   | 4.4533   | 3.3261    | 9.3032     | 4.0330     | 7.8225     | 5.9384    | 4.0861  | 78.2206 |
|     | S          | 164.080  | 144.808  | 75.759   | 89.651   | 120.682  | 100.065  | 127.217  | 116.206  | 133.654   | 83.842     | 108.029    | 107.557    | 62.459    | 121.309 | 103.001 |
| 6   | T          | 1.9979   | 3.6569   | 9.2236   | 6.4507   | 8.0243   | 7.1271   | 2.7260   | 4.4533   | 3.2466    | 9.2686     | 4.0291     | 7.7605     | 5.9376    | 4.1487  | 78.0509 |
|     | S          | 164.491  | 145.802  | 75.621   | 88.997   | 120.146  | 100.832  | 130.311  | 116.206  | 136.926   | 84.155     | 108.134    | 108.416    | 62.468    | 119.479 | 103.225 |
| 7   | T          | 2.0087   | 3.6726   | 9.2346   | 6.3506   | 7.9610   | 7.2094   | 2.7939   | 4.5273   | 3.3410    | 9.3206     | 4.0194     | 7.7819     | 5.9799    | 4.1267  | 78.3276 |
|     | S          | 163.606  | 145.178  | 75.531   | 90.399   | 121.102  | 99.680   | 127.144  | 114.307  | 133.058   | 83.686     | 108.395    | 108.118    | 62.026    | 120.116 | 102.860 |
| 8   | T          | 2.0039   | 3.6857   | 9.3029   | 6.4306   | 7.9870   | 7.0885   | 2.7723   | 4.4223   | 3.3141    | 9.3316     | 4.0475     | 7.7731     | 5.9643    | 4.1219  | 78.2457 |
|     | S          | 163.998  | 144.662  | 74.977   | 89.275   | 120.708  | 101.381  | 128.134  | 117.021  | 134.138   | 83.587     | 107.642    | 108.240    | 62.188    | 120.256 | 102.968 |
| 9   | T          | 2.0035   | 3.7099   | 9.2360   | 6.3923   | 8.0693   | 7.0947   | 2.7092   | 4.4657   | 3.2639    | 9.5936     | 4.0523     | 7.6900     | 7.4884    | 4.7647  | 80.5335 |
|     | S          | 164.031  | 143.719  | 75.520   | 89.810   | 119.476  | 101.292  | 131.119  | 115.883  | 136.201   | 81.304     | 107.515    | 109.410    | 49.531    | 104.032 | 100.043 |
| 10  | T          | 2.1546   | 3.9149   | 9.4513   | 6.4022   | 8.1379   | 7.1866   | 2.7792   | 4.4645   | 3.3117    | 9.3552     | 4.0337     | 7.7802     | 6.0522    | 4.2266  | 79.2508 |
|     | S          | 152.528  | 136.193  | 73.799   | 89.671   | 118.469  | 99.997   | 127.816  | 115.914  | 134.235   | 83.376     | 108.010    | 108.142    | 61.285    | 117.277 | 101.662 |
| 11  | T          | 2.0817   | 3.7945   | 9.2801   | 6.3930   | 7.9927   | 7.0402   | 2.7818   | 4.5359   | 3.3533    | 9.3916     | 4.0221     | 7.6520     | 5.9439    | 4.1578  | 78.4206 |
|     | S          | 157.869  | 140.514  | 75.161   | 89.800   | 120.621  | 102.076  | 127.697  | 114.090  | 132.570   | 83.053     | 108.322    | 109.953    | 62.402    | 119.217 | 102.738 |
| 12  | T          | 2.0680   | 3.7900   | 9.3036   | 6.3902   | 8.0576   | 7.0460   | 2.7747   | 4.5366   | 3.3659    | 9.4352     | 4.0643     | 7.7991     | 5.9809    | 4.1854  | 78.7975 |
|     | S          | 158.915  | 140.681  | 74.971   | 89.839   | 119.650  | 101.992  | 128.024  | 114.072  | 132.073   | 82.669     | 107.197    | 107.880    | 62.016    | 118.431 | 102.247 |
| 13  | T          | 2.0798   | 3.8016   | 9.3524   | 6.4069   | 8.0734   | 7.0816   | 2.7948   | 4.4813   | 3.3188    | 9.3917     | 4.0583     | 7.7957     | 5.9550    | 4.1619  | 78.7532 |
|     | S          | 158.013  | 140.252  | 74.580   | 89.605   | 119.416  | 101.479  | 127.103  | 115.480  | 133.948   | 83.052     | 107.356    | 107.927    | 62.285    | 119.100 | 102.304 |
| 14  | T          | 2.0759   | 3.8223   | 9.3489   | 6.4939   | 8.0284   | 7.1187   | 2.8017   | 4.4555   | 3.3161    | 9.4335     | 4.0453     | 7.7588     | 5.9624    | 4.1678  | 78.8292 |
|     | S          | 158.310  | 139.492  | 74.608   | 88.405   | 120.085  | 100.951  | 126.790  | 116.149  | 134.057   | 82.684     | 107.701    | 108.440    | 62.208    | 118.931 | 102.206 |
| 15  | T          | 2.0735   | 3.8184   | 9.4789   | 6.5093   | 8.1287   | 7.1346   | 2.8216   | 4.4543   | 3.3099    | 9.3591     | 4.0449     | 7.7493     | 5.9399    | 4.1769  | 78.9993 |
|     | S          | 158.494  | 139.635  | 73.584   | 88.195   | 118.603  | 100.726  | 125.896  | 116.180  | 134.308   | 83.341     | 107.711    | 108.573    | 62.444    | 118.672 | 101.986 |
| 16  | T          | 2.0806   | 3.8279   | 9.3933   | 6.4747   | 8.0744   | 7.1864   | 2.8020   | 4.4675   | 3.3264    | 9.5440     | 4.0770     | 7.7081     | 5.8727    | 4.1476  | 78.9826 |
|     | S          | 157.953  | 139.288  | 74.255   | 88.667   | 119.401  | 99.999   | 126.776  | 115.837  | 133.642   | 81.727     | 106.863    | 109.153    | 63.158    | 119.511 | 102.007 |
| 17  | T          | 2.0679   | 3.8321   | 9.3841   | 6.5051   | 8.1880   | 7.1073   | 2.7881   | 4.4994   | 3.3276    | 9.3778     | 4.0508     | 7.7905     | 5.9365    | 4.1803  | 79.0355 |
|     | S          | 158.923  | 139.136  | 74.328   | 88.252   | 117.744  | 101.112  | 127.408  | 115.015  | 133.593   | 83.175     | 107.555    | 107.999    | 62.479    | 118.576 | 101.939 |
| 18  | T          | 2.0741   | 3.8356   | 9.4963   | 6.4464   | 8.0649   | 7.1259   | 2.7736   | 4.5071   | 3.3288    | 9.5808     | 4.0995     | 7.8195     | 5.9245    | 4.1413  | 79.2183 |
|     | S          | 158.448  | 139.009  | 73.450   | 89.056   | 119.542  | 100.849  | 128.074  | 114.819  | 133.545   | 81.413     | 106.277    | 107.598    | 62.606    | 119.692 | 101.704 |
| 19  | T          | 2.0635   | 3.7948   | 9.5232   | 6.3471   | 8.0551   | 7.1414   | 2.7997   | 4.4695   | 3.3172    | 9.4419     | 4.0425     | 7.9057     | 6.0243    | 4.1578  | 79.0837 |
|     | S          | 159.262  | 140.503  | 73.242   | 90.449   | 119.687  | 100.630  | 126.880  | 115.785  | 134.012   | 82.610     | 107.775    | 106.425    | 61.569    | 119.217 | 101.877 |

Event: Cooper Tires Indy Lights Grand Prix at WRLS

Round 17 / 18

Track: WeatherTech Raceway Laguna Seca

2.238 mile(s)

Report: Section Data Report

Indy Lights

Session: Race 2

September 22, 2019



Section Data for Car 5 - Kohl, Lucas (R)

| Lap | T/SPO to SF |
|-----|-------------|
| 1   | T 134.7809  |
|     | S 57.862    |
| 2   | T           |
|     | S           |
| 3   | T           |
|     | S           |
| 4   | T           |
|     | S           |
| 5   | T           |
|     | S           |
| 6   | T           |
|     | S           |
| 7   | T           |
|     | S           |
| 8   | T           |
|     | S           |
| 9   | T           |
|     | S           |
| 10  | T           |
|     | S           |
| 11  | T           |
|     | S           |
| 12  | T           |
|     | S           |
| 13  | T           |
|     | S           |
| 14  | T           |
|     | S           |
| 15  | T           |
|     | S           |
| 16  | T           |
|     | S           |
| 17  | T           |
|     | S           |
| 18  | T           |
|     | S           |
| 19  | T           |
|     | S           |

Event: Cooper Tires Indy Lights Grand Prix at WRLS  
Track: WeatherTech Raceway Laguna Seca  
Report: Section Data Report  
Session: Race 2

Round 17 / 18  
2.238 mile(s)

Indy Lights  
September 22, 2019



Section Data for Car 5 - Kohl, Lucas (R)

| Lap | T/SF to I1 | I1 to I2 | I2 to I3 | I3 to I4 | I4 to I5 | I5 to I6 | I6 to I7 | I7 to I8 | I8 to I9 | I9 to I10 | I10 to I11 | I11 to I12 | I12 to I13 | I13 to SF | Lap     |         |
|-----|------------|----------|----------|----------|----------|----------|----------|----------|----------|-----------|------------|------------|------------|-----------|---------|---------|
| 20  | T          | 2.0711   | 3.7970   | 9.4352   | 6.3730   | 8.0335   | 7.2450   | 2.7978   | 4.4633   | 3.3079    | 9.3541     | 4.1258     | 7.9031     | 6.0083    | 4.1663  | 79.0814 |
|     | S          | 158.677  | 140.422  | 73.925   | 90.082   | 120.009  | 99.191   | 126.967  | 115.946  | 134.389   | 83.386     | 105.599    | 106.460    | 61.733    | 118.974 | 101.880 |
| 21  | T          | 2.0770   | 3.8151   | 9.4879   | 6.5234   | 8.0532   | 7.2820   | 2.8203   | 4.8849   | 3.6562    | 9.4863     | 4.1150     | 7.8169     | 6.0291    | 4.1680  | 80.2153 |
|     | S          | 158.226  | 139.756  | 73.515   | 88.005   | 119.715  | 98.687   | 125.954  | 105.939  | 121.587   | 82.224     | 105.877    | 107.634    | 61.520    | 118.926 | 100.440 |
| 22  | T          | 2.0769   | 3.8229   | 9.4277   | 6.4709   | 8.1614   | 7.1797   | 2.8013   | 4.5278   | 3.3398    | 9.5158     | 4.0885     | 7.7974     | 6.0767    | 4.2379  | 79.5247 |
|     | S          | 158.234  | 139.471  | 73.984   | 88.719   | 118.128  | 100.093  | 126.808  | 114.294  | 133.105   | 81.969     | 106.563    | 107.903    | 61.038    | 116.964 | 101.312 |
| 23  | T          | 2.0888   | 3.7897   | 9.4881   | 6.5606   | 8.1235   | 7.2242   | 2.7942   | 4.5324   | 3.3349    | 9.3758     | 4.1302     | 7.9581     | 5.9789    | 4.1518  | 79.5312 |
|     | S          | 157.333  | 140.692  | 73.513   | 87.506   | 118.679  | 99.476   | 127.130  | 114.178  | 133.301   | 83.193     | 105.487    | 105.724    | 62.036    | 119.390 | 101.304 |
| 24  | T          | 2.0756   | 3.8041   | 9.5424   | 6.5440   | 8.0965   | 7.2217   | 2.7904   | 4.4997   | 3.3208    | 9.2980     | 4.0872     | 7.8767     | 6.0608    | 4.1808  | 79.3987 |
|     | S          | 158.333  | 140.160  | 73.095   | 87.728   | 119.075  | 99.511   | 127.303  | 115.008  | 133.867   | 83.889     | 106.597    | 106.817    | 61.198    | 118.561 | 101.473 |
| 25  | T          | 2.0695   | 3.7852   | 9.4800   | 6.4389   | 8.0787   | 7.1296   | 2.7876   | 4.5086   | 3.3273    | 9.2375     | 4.1134     | 7.8579     | 5.9689    | 4.1566  | 78.9397 |
|     | S          | 158.800  | 140.860  | 73.576   | 89.160   | 119.337  | 100.796  | 127.431  | 114.781  | 133.605   | 84.438     | 105.918    | 107.072    | 62.140    | 119.252 | 102.063 |
| 26  | T          | 2.0600   | 3.7877   | 9.5206   | 6.5260   | 8.1250   | 7.1912   | 2.7754   | 4.5274   | 3.3290    | 9.3956     | 4.1609     | 7.8177     | 6.0428    | 4.2227  | 79.4820 |
|     | S          | 159.532  | 140.767  | 73.262   | 87.970   | 118.657  | 99.933   | 127.991  | 114.304  | 133.537   | 83.018     | 104.709    | 107.623    | 61.380    | 117.385 | 101.366 |
| 27  | T          | 2.0698   | 3.8137   | 9.5359   | 6.7514   | 8.2922   | 7.2689   | 2.8015   | 4.5448   | 3.3366    | 9.3054     | 4.1510     | 7.9406     | 6.0106    | 4.1435  | 79.9659 |
|     | S          | 158.777  | 139.807  | 73.145   | 85.033   | 116.265  | 98.865   | 126.799  | 113.866  | 133.233   | 83.822     | 104.958    | 105.957    | 61.709    | 119.629 | 100.753 |
| 28  | T          | 2.0618   | 3.7724   | 9.5485   | 6.5938   | 8.2109   | 7.2607   | 2.8232   | 4.4839   | 3.3165    | 9.7451     | 4.1515     | 7.8572     | 6.1323    | 4.1492  | 80.1070 |
|     | S          | 159.393  | 141.338  | 73.048   | 87.065   | 117.416  | 98.976   | 125.824  | 115.413  | 134.041   | 80.040     | 104.946    | 107.082    | 60.484    | 119.464 | 100.575 |
| 29  | T          | 2.0608   | 3.7778   | 9.6491   | 6.4756   | 8.2720   | 7.3402   | 2.8461   | 4.5906   | 3.3545    | 9.4806     | 4.1268     | 7.8525     | 6.1181    | 4.2024  | 80.1471 |
|     | S          | 159.470  | 141.136  | 72.287   | 88.654   | 116.549  | 97.904   | 124.812  | 112.730  | 132.522   | 82.273     | 105.574    | 107.146    | 60.625    | 117.952 | 100.525 |
| 30  | T          | 2.0689   | 3.7866   | 9.8289   | 6.3904   | 8.1000   | 7.2243   | 2.8098   | 4.5606   | 3.3323    | 9.7168     | 4.1536     | 8.0078     | 6.0828    | 4.1397  | 80.2025 |
|     | S          | 158.846  | 140.808  | 70.964   | 89.836   | 119.024  | 99.475   | 126.424  | 113.472  | 133.405   | 80.273     | 104.893    | 105.068    | 60.977    | 119.739 | 100.456 |
| 31  | T          | 2.0833   |          |          |          |          |          |          |          |           |            |            |            |           |         |         |
|     | S          | 157.748  |          |          |          |          |          |          |          |           |            |            |            |           |         |         |

Event: Cooper Tires Indy Lights Grand Prix at WRLS

Round 17 / 18

Track: WeatherTech Raceway Laguna Seca

2.238 mile(s)

Report: Section Data Report

Indy Lights

Session: Race 2

September 22, 2019



Section Data for Car 5 - Kohl, Lucas (R)

| Lap | T/SPO to SF |
|-----|-------------|
| 20  | T           |
|     | S           |
| 21  | T           |
|     | S           |
| 22  | T           |
|     | S           |
| 23  | T           |
|     | S           |
| 24  | T           |
|     | S           |
| 25  | T           |
|     | S           |
| 26  | T           |
|     | S           |
| 27  | T           |
|     | S           |
| 28  | T           |
|     | S           |
| 29  | T           |
|     | S           |
| 30  | T           |
|     | S           |
| 31  | T           |
|     | S           |



Event: Cooper Tires Indy Lights Grand Prix at WRLS  
Track: WeatherTech Raceway Laguna Seca  
Report: Section Data Report  
Session: Race 2

Round 17 / 18  
2.238 mile(s)

Indy Lights  
September 22, 2019



Section Data for Car 67 - Kellett, Dalton

| Lap | T/SF to I1 | I1 to I2 | I2 to I3 | I3 to I4 | I4 to I5 | I5 to I6 | I6 to I7 | I7 to I8 | I8 to I9 | I9 to I10 | I10 to I11 | I11 to I12 | I12 to I13 | I13 to SF | Lap     |         |
|-----|------------|----------|----------|----------|----------|----------|----------|----------|----------|-----------|------------|------------|------------|-----------|---------|---------|
| 1   | T          | 2.1808   | 4.2149   | 10.3040  | 7.3900   | 8.8091   | 7.9454   | 2.9132   | 5.1401   | 3.5672    | 10.1664    | 4.3903     | 8.2643     | 6.0603    | 4.0744  | 85.4204 |
|     | S          | 150.695  | 126.499  | 67.692   | 77.685   | 109.443  | 90.447   | 121.937  | 100.679  | 124.620   | 76.723     | 99.237     | 101.807    | 61.203    | 121.658 | 94.319  |
| 2   | T          | 2.0200   | 3.8910   | 9.6690   | 6.5995   | 8.1564   | 7.4966   | 2.8064   | 4.7685   | 3.4427    | 9.4745     | 4.0667     | 7.8985     | 5.9113    | 4.2418  | 80.4429 |
|     | S          | 162.691  | 137.030  | 72.138   | 86.990   | 118.201  | 95.862   | 126.578  | 108.525  | 129.127   | 82.326     | 107.134    | 106.522    | 62.746    | 116.856 | 100.156 |
| 3   | T          | 2.0870   | 3.8769   | 9.3827   | 6.3877   | 8.0209   | 7.1633   | 2.8009   | 4.5750   | 3.3538    | 9.3554     | 3.9894     | 7.7378     | 5.9245    | 4.1910  | 78.8463 |
|     | S          | 157.468  | 137.528  | 74.339   | 89.874   | 120.197  | 100.322  | 126.826  | 113.115  | 132.550   | 83.374     | 109.210    | 108.734    | 62.606    | 118.273 | 102.184 |
| 4   | T          | 2.0759   | 3.7836   | 9.3004   | 6.3296   | 7.9877   | 7.1457   | 2.7975   | 4.5367   | 3.3497    | 9.1983     | 4.0171     | 7.7043     | 5.9599    | 4.1752  | 78.3616 |
|     | S          | 158.310  | 140.919  | 74.997   | 90.699   | 120.697  | 100.569  | 126.980  | 114.070  | 132.712   | 84.798     | 108.457    | 109.207    | 62.234    | 118.720 | 102.816 |
| 5   | T          | 2.0724   | 3.7400   | 9.2182   | 6.2844   | 7.8840   | 7.0877   | 2.7826   | 4.5861   | 3.3871    | 9.1814     | 3.9511     | 7.6915     | 5.8199    | 4.1551  | 77.8415 |
|     | S          | 158.578  | 142.562  | 75.666   | 91.352   | 122.284  | 101.392  | 127.660  | 112.841  | 131.247   | 84.954     | 110.268    | 109.389    | 63.731    | 119.295 | 103.503 |
| 6   | T          | 2.0695   | 3.7745   | 9.1888   | 6.2051   | 7.8440   | 7.0234   | 2.7835   | 4.3975   | 3.3066    | 9.1037     | 4.0100     | 7.6976     | 5.8561    | 4.1657  | 77.4260 |
|     | S          | 158.800  | 141.259  | 75.908   | 92.519   | 122.908  | 102.320  | 127.619  | 117.681  | 134.442   | 85.679     | 108.649    | 109.302    | 63.337    | 118.991 | 104.058 |
| 7   | T          | 2.0708   | 3.7448   | 9.1397   | 6.2510   | 7.9367   | 7.0797   | 2.7759   | 4.4479   | 3.3040    | 9.1784     | 3.9797     | 7.7020     | 5.8187    | 4.1329  | 77.5622 |
|     | S          | 158.700  | 142.379  | 76.315   | 91.840   | 121.473  | 101.507  | 127.968  | 116.347  | 134.548   | 84.982     | 109.476    | 109.240    | 63.744    | 119.936 | 103.875 |
| 8   | T          | 2.0692   | 3.7087   | 9.1607   | 6.3410   | 7.8355   | 7.0761   | 2.7707   | 4.4408   | 3.3074    | 9.1050     | 4.0586     | 7.6462     | 5.8938    | 4.0599  | 77.4736 |
|     | S          | 158.823  | 143.765  | 76.140   | 90.536   | 123.041  | 101.558  | 128.208  | 116.533  | 134.409   | 85.667     | 107.348    | 110.037    | 62.932    | 122.092 | 103.994 |
| 9   | T          | 2.0010   | 3.6368   | 9.1834   | 6.3237   | 7.8702   | 7.1432   | 2.7857   | 4.5719   | 3.3712    | 9.1577     | 3.9833     | 7.6979     | 5.8479    | 4.1473  | 77.7212 |
|     | S          | 164.236  | 146.607  | 75.952   | 90.784   | 122.499  | 100.604  | 127.518  | 113.191  | 131.866   | 85.174     | 109.377    | 109.298    | 63.426    | 119.519 | 103.663 |
| 10  | T          | 2.0669   | 3.7304   | 9.2196   | 6.2619   | 7.9115   | 7.0691   | 2.7801   | 4.6205   | 3.3922    | 9.2594     | 3.9953     | 7.6141     | 5.9813    | 4.1707  | 78.0730 |
|     | S          | 159.000  | 142.929  | 75.654   | 91.680   | 121.859  | 101.659  | 127.775  | 112.001  | 131.049   | 84.239     | 109.049    | 110.501    | 62.011    | 118.849 | 103.196 |
| 11  | T          | 2.0709   | 3.7084   | 9.2187   | 6.2962   | 7.9098   | 7.0985   | 2.7767   | 4.5106   | 3.3074    | 9.2109     | 4.0196     | 7.5859     | 5.9037    | 4.1462  | 77.7635 |
|     | S          | 158.693  | 143.777  | 75.661   | 91.181   | 121.886  | 101.238  | 127.931  | 114.730  | 134.409   | 84.682     | 108.389    | 110.912    | 62.827    | 119.551 | 103.606 |
| 12  | T          | 2.0636   | 3.7395   | 9.2430   | 6.2445   | 7.9110   | 7.0861   | 2.7595   | 4.5218   | 3.3353    | 9.2519     | 4.0686     | 7.7095     | 5.8913    | 4.1454  | 77.9710 |
|     | S          | 159.254  | 142.581  | 75.463   | 91.935   | 121.867  | 101.415  | 128.729  | 114.446  | 133.285   | 84.307     | 107.084    | 109.133    | 62.959    | 119.574 | 103.331 |
| 13  | T          | 2.0694   | 3.7582   | 9.2517   | 6.2728   | 7.8814   | 7.0501   | 2.7714   | 4.4082   | 3.2981    | 9.1640     | 4.0498     | 7.7566     | 5.9126    | 4.1404  | 77.7847 |
|     | S          | 158.808  | 141.872  | 75.392   | 91.521   | 122.325  | 101.933  | 128.176  | 117.395  | 134.788   | 85.116     | 107.581    | 108.471    | 62.732    | 119.718 | 103.578 |
| 14  | T          | 2.0681   | 3.7333   | 9.2476   | 6.2652   | 7.8352   | 7.1272   | 2.7781   | 4.4336   | 3.3066    | 9.1794     | 4.0945     | 7.5918     | 5.8959    | 4.0285  | 77.5850 |
|     | S          | 158.907  | 142.818  | 75.425   | 91.632   | 123.046  | 100.830  | 127.867  | 116.722  | 134.442   | 84.973     | 106.407    | 110.825    | 62.910    | 123.044 | 103.845 |
| 15  | T          | 1.9943   | 3.6286   | 9.3069   | 6.4734   | 7.8555   | 7.0681   | 2.7335   | 4.3937   | 3.2145    | 9.2089     | 4.0722     | 7.7929     | 5.9786    | 4.0595  | 77.7806 |
|     | S          | 164.788  | 146.939  | 74.944   | 88.685   | 122.728  | 101.673  | 129.953  | 117.782  | 138.294   | 84.701     | 106.989    | 107.965    | 62.039    | 122.104 | 103.584 |
| 16  | T          | 2.0044   | 3.6039   | 9.2804   | 6.4430   | 8.0019   | 7.0657   | 2.7802   | 4.4686   | 3.3068    | 9.2161     | 4.1153     | 7.7706     | 5.9820    | 4.0642  | 78.1031 |
|     | S          | 163.957  | 147.946  | 75.158   | 89.103   | 120.483  | 101.708  | 127.770  | 115.808  | 134.434   | 84.634     | 105.869    | 108.275    | 62.004    | 121.963 | 103.156 |
| 17  | T          | 2.0027   | 3.6479   | 9.2913   | 6.2971   | 7.9009   | 7.0989   | 2.7783   | 4.4761   | 3.3106    | 9.2271     | 4.0386     | 7.6552     | 5.9362    | 4.0488  | 77.7097 |
|     | S          | 164.097  | 146.161  | 75.070   | 91.168   | 122.023  | 101.232  | 127.858  | 115.614  | 134.279   | 84.534     | 107.879    | 109.907    | 62.483    | 122.427 | 103.678 |
| 18  | T          | 1.9965   | 3.6234   | 9.3062   | 6.3002   | 8.0199   | 7.1469   | 2.7775   | 4.4231   | 3.2926    | 9.3230     | 4.0956     | 7.9029     | 5.9817    | 4.1479  | 78.3374 |
|     | S          | 164.606  | 147.150  | 74.950   | 91.123   | 120.212  | 100.552  | 127.895  | 116.999  | 135.014   | 83.664     | 106.378    | 106.463    | 62.007    | 119.502 | 102.847 |
| 19  | T          | 2.0557   | 3.7431   | 9.3149   | 6.2450   | 7.8816   | 7.1529   | 2.7686   | 4.4283   | 3.3204    | 9.2457     | 4.0589     | 7.8197     | 5.9290    | 4.0263  | 77.9901 |
|     | S          | 159.866  | 142.444  | 74.880   | 91.928   | 122.322  | 100.468  | 128.306  | 116.862  | 133.883   | 84.364     | 107.340    | 107.595    | 62.558    | 123.111 | 103.305 |

Event: Cooper Tires Indy Lights Grand Prix at WRLS

Round 17 / 18

Track: WeatherTech Raceway Laguna Seca

2.238 mile(s)

Report: Section Data Report

Indy Lights

Session: Race 2

September 22, 2019



Section Data for Car 67 - Kellett, Dalton

| Lap | T/SPO to SF |
|-----|-------------|
| 1   | T 136.3321  |
|     | S 57.203    |
| 2   | T           |
|     | S           |
| 3   | T           |
|     | S           |
| 4   | T           |
|     | S           |
| 5   | T           |
|     | S           |
| 6   | T           |
|     | S           |
| 7   | T           |
|     | S           |
| 8   | T           |
|     | S           |
| 9   | T           |
|     | S           |
| 10  | T           |
|     | S           |
| 11  | T           |
|     | S           |
| 12  | T           |
|     | S           |
| 13  | T           |
|     | S           |
| 14  | T           |
|     | S           |
| 15  | T           |
|     | S           |
| 16  | T           |
|     | S           |
| 17  | T           |
|     | S           |
| 18  | T           |
|     | S           |
| 19  | T           |
|     | S           |

Event: Cooper Tires Indy Lights Grand Prix at WRLS  
Track: WeatherTech Raceway Laguna Seca  
Report: Section Data Report  
Session: Race 2

Round 17 / 18  
2.238 mile(s)

Indy Lights  
September 22, 2019



Section Data for Car 67 - Kellett, Dalton

| Lap | T/SF to I1 | I1 to I2 | I2 to I3 | I3 to I4 | I4 to I5 | I5 to I6 | I6 to I7 | I7 to I8 | I8 to I9 | I9 to I10 | I10 to I11 | I11 to I12 | I12 to I13 | I13 to SF | Lap     |         |
|-----|------------|----------|----------|----------|----------|----------|----------|----------|----------|-----------|------------|------------|------------|-----------|---------|---------|
| 20  | T          | 1.9899   | 3.6533   | 9.3299   | 6.3307   | 7.9810   | 7.1424   | 2.7757   | 4.4695   | 3.3023    | 9.2886     | 4.1494     | 7.9084     | 5.9855    | 4.0620  | 78.3686 |
|     | S          | 165.152  | 145.945  | 74.760   | 90.684   | 120.798  | 100.616  | 127.978  | 115.785  | 134.617   | 83.974     | 104.999    | 106.389    | 61.968    | 122.029 | 102.806 |
| 21  | T          | 1.9925   | 3.6028   | 9.3242   | 6.4769   | 8.0364   | 7.2020   | 2.7802   | 4.4621   | 3.2878    | 9.2748     | 4.1274     | 7.9498     | 5.9678    | 4.1614  | 78.6461 |
|     | S          | 164.937  | 147.991  | 74.805   | 88.637   | 119.966  | 99.783   | 127.770  | 115.977  | 135.211   | 84.099     | 105.558    | 105.835    | 62.152    | 119.114 | 102.444 |
| 22  | T          | 2.0666   | 3.7693   | 9.3400   | 6.3691   | 7.9900   | 7.2045   | 2.7814   | 4.4436   | 3.3079    | 9.1823     | 4.0722     | 7.8165     | 5.9253    | 4.1456  | 78.4143 |
|     | S          | 159.023  | 141.454  | 74.679   | 90.137   | 120.662  | 99.748   | 127.715  | 116.460  | 134.389   | 84.946     | 106.989    | 107.639    | 62.598    | 119.568 | 102.747 |
| 23  | T          | 2.0651   | 3.7024   | 9.3291   | 6.3382   | 7.9593   | 7.1108   | 2.7676   | 4.4334   | 3.2928    | 9.3971     | 4.0961     | 8.0196     | 6.0507    | 4.1568  | 78.7190 |
|     | S          | 159.138  | 144.010  | 74.766   | 90.576   | 121.128  | 101.063  | 128.352  | 116.728  | 135.005   | 83.004     | 106.365    | 104.913    | 61.300    | 119.246 | 102.349 |
| 24  | T          | 2.0653   | 3.7296   | 9.3466   | 6.3747   | 7.9459   | 7.1685   | 2.7772   | 4.4375   | 3.3026    | 9.2362     | 4.0741     | 7.6480     | 5.9270    | 4.0492  | 78.0824 |
|     | S          | 159.123  | 142.960  | 74.626   | 90.058   | 121.332  | 100.249  | 127.908  | 116.620  | 134.605   | 84.450     | 106.939    | 110.011    | 62.580    | 122.415 | 103.183 |
| 25  | T          | 1.9926   | 3.6282   | 9.3718   | 6.3743   | 7.9682   | 7.2076   | 2.7636   | 4.5435   | 3.3305    | 9.3165     | 4.0440     | 7.7039     | 6.0428    | 4.0584  | 78.3459 |
|     | S          | 164.928  | 146.955  | 74.425   | 90.063   | 120.992  | 99.705   | 128.538  | 113.899  | 133.477   | 83.722     | 107.735    | 109.213    | 61.380    | 122.137 | 102.836 |
| 26  | T          | 1.9900   | 3.6326   | 9.3508   | 6.3802   | 7.9311   | 7.1336   | 2.7777   | 4.4538   | 3.2877    | 9.4076     | 4.0553     | 7.7870     | 5.9408    | 4.1178  | 78.2460 |
|     | S          | 165.144  | 146.777  | 74.593   | 89.980   | 121.558  | 100.740  | 127.885  | 116.193  | 135.215   | 82.912     | 107.435    | 108.047    | 62.434    | 120.375 | 102.968 |
| 27  | T          | 2.0452   | 3.7038   | 9.3652   | 6.3188   | 7.9644   | 7.1367   | 2.7621   | 4.4968   | 3.3006    | 9.3204     | 4.0749     | 7.7833     | 5.9710    | 4.1129  | 78.3561 |
|     | S          | 160.687  | 143.955  | 74.478   | 90.854   | 121.050  | 100.696  | 128.608  | 115.082  | 134.686   | 83.687     | 106.918    | 108.099    | 62.118    | 120.519 | 102.823 |
| 28  | T          | 2.0501   | 3.6984   | 9.3860   | 6.4234   | 8.0392   | 7.1383   | 2.7785   | 4.4122   | 3.2835    | 9.2986     | 4.1572     | 7.7650     | 5.9680    | 4.1318  | 78.5302 |
|     | S          | 160.303  | 144.166  | 74.313   | 89.375   | 119.924  | 100.673  | 127.849  | 117.288  | 135.388   | 83.884     | 104.802    | 108.353    | 62.150    | 119.968 | 102.595 |
| 29  | T          | 2.0460   | 3.6954   | 9.3458   | 6.3803   | 8.0886   | 7.1896   | 2.7997   | 4.5789   | 3.3296    | 9.4226     | 4.0448     | 7.7865     | 6.0475    | 4.0880  | 78.8433 |
|     | S          | 160.624  | 144.283  | 74.632   | 89.979   | 119.191  | 99.955   | 126.880  | 113.018  | 133.513   | 82.780     | 107.714    | 108.054    | 61.333    | 121.253 | 102.188 |
| 30  | T          | 1.9960   | 3.6579   | 9.3539   | 6.3399   | 7.9388   | 7.1606   | 2.7687   | 4.4651   | 3.2976    | 9.4509     | 4.1471     | 7.7502     | 5.9129    | 4.1073  | 78.3469 |
|     | S          | 164.647  | 145.762  | 74.568   | 90.552   | 121.440  | 100.360  | 128.301  | 115.899  | 134.809   | 82.532     | 105.057    | 108.560    | 62.729    | 120.683 | 102.835 |
| 31  | T          | 2.2993   | 6.3622   | 12.2108  | 7.2888   |          |          |          |          |           |            |            |            |           |         |         |
|     | S          | 142.929  | 83.805   | 57.122   | 78.763   |          |          |          |          |           |            |            |            |           |         |         |

Event: Cooper Tires Indy Lights Grand Prix at WRLS

Round 17 / 18

Track: WeatherTech Raceway Laguna Seca

2.238 mile(s)

Report: Section Data Report

Indy Lights

Session: Race 2

September 22, 2019



Section Data for Car 67 - Kellett, Dalton

| Lap | T/SPO to SF |
|-----|-------------|
| 20  | T           |
|     | S           |
| 21  | T           |
|     | S           |
| 22  | T           |
|     | S           |
| 23  | T           |
|     | S           |
| 24  | T           |
|     | S           |
| 25  | T           |
|     | S           |
| 26  | T           |
|     | S           |
| 27  | T           |
|     | S           |
| 28  | T           |
|     | S           |
| 29  | T           |
|     | S           |
| 30  | T           |
|     | S           |
| 31  | T           |
|     | S           |

Event: Cooper Tires Indy Lights Grand Prix at WRLS  
Track: WeatherTech Raceway Laguna Seca  
Report: Section Data Report  
Session: Race 2

Round 17 / 18  
2.238 mile(s)

Indy Lights  
September 22, 2019



Section Data for Car 79 - Malukas, David (R)

| Lap | T/SF to I1 | I1 to I2 | I2 to I3 | I3 to I4 | I4 to I5 | I5 to I6 | I6 to I7 | I7 to I8 | I8 to I9 | I9 to I10 | I10 to I11 | I11 to I12 | I12 to I13 | I13 to SF | Lap     |         |
|-----|------------|----------|----------|----------|----------|----------|----------|----------|----------|-----------|------------|------------|------------|-----------|---------|---------|
| 1   | T          | 2.2214   | 4.6054   | 10.2834  | 7.4761   | 9.0157   | 7.8811   | 2.8865   | 5.0554   | 3.4977    | 9.8902     | 4.3676     | 8.6360     | 6.0921    | 4.0743  | 85.9829 |
|     | S          | 147.941  | 115.773  | 67.828   | 76.790   | 106.935  | 91.185   | 123.065  | 102.366  | 127.097   | 78.866     | 99.753     | 97.425     | 60.884    | 121.661 | 93.702  |
| 2   | T          | 2.0414   | 3.9602   | 9.6508   | 6.5644   | 8.3330   | 7.4094   | 2.7996   | 4.6551   | 3.3634    | 9.6210     | 4.1377     | 7.9731     | 5.8880    | 4.0490  | 80.4461 |
|     | S          | 160.986  | 134.635  | 72.274   | 87.455   | 115.696  | 96.990   | 126.885  | 111.168  | 132.171   | 81.073     | 105.296    | 105.525    | 62.994    | 122.421 | 100.152 |
| 3   | T          | 1.9925   | 3.7873   | 9.3840   | 6.4121   | 8.1279   | 7.2110   | 2.7810   | 4.5854   | 3.3410    | 9.4723     | 4.0448     | 7.8620     | 5.9012    | 4.0439  | 78.9464 |
|     | S          | 164.937  | 140.782  | 74.329   | 89.532   | 118.615  | 99.658   | 127.734  | 112.858  | 133.058   | 82.345     | 107.714    | 107.016    | 62.853    | 122.575 | 102.054 |
| 4   | T          | 1.9898   | 3.7021   | 9.3619   | 6.3449   | 8.1060   | 7.1505   | 2.7656   | 4.5153   | 3.3260    | 9.3455     | 4.0551     | 7.7797     | 5.9266    | 4.0261  | 78.3951 |
|     | S          | 165.161  | 144.021  | 74.504   | 90.481   | 118.935  | 100.502  | 128.445  | 114.610  | 133.658   | 83.463     | 107.440    | 108.149    | 62.584    | 123.117 | 102.772 |
| 5   | T          | 1.9877   | 3.6641   | 9.3512   | 6.3612   | 8.0096   | 7.0976   | 2.7544   | 4.4688   | 3.3008    | 9.3932     | 4.0358     | 7.7523     | 5.8860    | 4.0332  | 78.0959 |
|     | S          | 165.335  | 145.515  | 74.589   | 90.249   | 120.367  | 101.251  | 128.967  | 115.803  | 134.678   | 83.039     | 107.954    | 108.531    | 63.015    | 122.900 | 103.165 |
| 6   | T          | 1.9897   | 3.6581   | 9.3514   | 6.2934   | 7.9786   | 7.1034   | 2.7600   | 4.4652   | 3.3160    | 9.3499     | 3.9872     | 7.6609     | 5.9102    | 4.1270  | 77.9510 |
|     | S          | 165.169  | 145.754  | 74.588   | 91.221   | 120.835  | 101.168  | 128.706  | 115.896  | 134.061   | 83.423     | 109.270    | 109.826    | 62.757    | 120.107 | 103.357 |
| 7   | T          | 2.0609   | 3.7633   | 9.2617   | 6.4700   | 8.0260   | 7.1018   | 2.7771   | 4.4617   | 3.3301    | 9.2633     | 4.0126     | 7.7525     | 5.9554    | 4.1272  | 78.3636 |
|     | S          | 159.463  | 141.679  | 75.310   | 88.731   | 120.121  | 101.191  | 127.913  | 115.987  | 133.493   | 84.203     | 108.578    | 108.528    | 62.281    | 120.101 | 102.813 |
| 8   | T          | 2.0672   | 3.7822   | 9.2638   | 6.2667   | 7.9358   | 7.0746   | 2.7620   | 4.4541   | 3.3269    | 9.1828     | 4.0336     | 7.7434     | 5.8546    | 4.1381  | 77.8858 |
|     | S          | 158.977  | 140.971  | 75.293   | 91.610   | 121.486  | 101.580  | 128.612  | 116.185  | 133.622   | 84.941     | 108.013    | 108.656    | 63.353    | 119.785 | 103.444 |
| 9   | T          | 2.0612   | 3.7814   | 9.2186   | 6.3430   | 7.9842   | 7.0644   | 2.7610   | 4.3979   | 3.3092    | 9.2747     | 4.0385     | 7.7276     | 5.9632    | 4.1376  | 78.0625 |
|     | S          | 159.439  | 141.001  | 75.662   | 90.508   | 120.750  | 101.726  | 128.659  | 117.670  | 134.336   | 84.100     | 107.882    | 108.878    | 62.200    | 119.799 | 103.210 |
| 10  | T          | 2.0649   | 3.7426   | 9.2287   | 6.3888   | 7.9808   | 7.0435   | 2.7535   | 4.4306   | 3.3114    | 9.2855     | 4.0025     | 7.7057     | 5.9741    | 4.1224  | 78.0350 |
|     | S          | 159.154  | 142.463  | 75.579   | 89.859   | 120.801  | 102.028  | 129.009  | 116.801  | 134.247   | 84.002     | 108.852    | 109.187    | 62.086    | 120.241 | 103.246 |
| 11  | T          | 2.0639   | 3.7547   | 9.2695   | 6.2900   | 7.9477   | 7.0687   | 2.7572   | 4.4537   | 3.3083    | 9.3202     | 4.0318     | 7.8085     | 5.9228    | 4.1160  | 78.1130 |
|     | S          | 159.231  | 142.004  | 75.247   | 91.270   | 121.304  | 101.665  | 128.836  | 116.196  | 134.373   | 83.689     | 108.061    | 107.750    | 62.624    | 120.428 | 103.143 |
| 12  | T          | 2.0623   | 3.7494   | 9.2785   | 6.2846   | 7.9637   | 7.0402   | 2.7586   | 4.4028   | 3.3100    | 9.2558     | 4.0507     | 7.7541     | 5.8863    | 4.1295  | 77.9265 |
|     | S          | 159.354  | 142.205  | 75.174   | 91.349   | 121.061  | 102.076  | 128.771  | 117.539  | 134.304   | 84.271     | 107.557    | 108.506    | 63.012    | 120.034 | 103.390 |
| 13  | T          | 2.0666   | 3.7597   | 9.2720   | 6.3607   | 7.9060   | 7.0589   | 2.7631   | 4.4037   | 3.3009    | 9.2227     | 4.0209     | 7.7017     | 5.9585    | 4.1319  | 77.9273 |
|     | S          | 159.023  | 141.815  | 75.226   | 90.256   | 121.944  | 101.806  | 128.561  | 117.515  | 134.674   | 84.574     | 108.354    | 109.244    | 62.249    | 119.965 | 103.389 |
| 14  | T          | 2.0663   | 3.7537   | 9.2637   | 6.3107   | 7.9177   | 7.0963   | 2.7640   | 4.4362   | 3.3088    | 9.2231     | 4.0461     | 7.7372     | 5.9698    | 4.1429  | 78.0365 |
|     | S          | 159.046  | 142.042  | 75.294   | 90.971   | 121.764  | 101.269  | 128.519  | 116.654  | 134.352   | 84.570     | 107.679    | 108.743    | 62.131    | 119.646 | 103.244 |
| 15  | T          | 2.0672   | 3.7333   | 9.2644   | 6.3224   | 7.9565   | 7.1008   | 2.7778   | 4.4260   | 3.3032    | 9.2194     | 4.0543     | 7.7341     | 5.9248    | 4.1147  | 77.9989 |
|     | S          | 158.977  | 142.818  | 75.288   | 90.803   | 121.170  | 101.205  | 127.881  | 116.923  | 134.580   | 84.604     | 107.462    | 108.786    | 62.603    | 120.466 | 103.294 |
| 16  | T          | 2.0648   | 3.7508   | 9.3053   | 6.3716   | 7.9642   | 7.0286   | 2.7606   | 4.4233   | 3.3158    | 9.2655     | 4.0648     | 7.7690     | 5.8837    | 4.1132  | 78.0812 |
|     | S          | 159.161  | 142.151  | 74.957   | 90.102   | 121.053  | 102.245  | 128.678  | 116.994  | 134.069   | 84.183     | 107.184    | 108.298    | 63.040    | 120.510 | 103.185 |
| 17  | T          | 2.0575   | 3.7613   | 9.3001   | 6.3468   | 7.9791   | 7.0565   | 2.7625   | 4.4102   | 3.3118    | 9.2714     | 4.1167     | 7.8751     | 5.9358    | 4.1231  | 78.3079 |
|     | S          | 159.726  | 141.755  | 74.999   | 90.454   | 120.827  | 101.840  | 128.589  | 117.342  | 134.231   | 84.130     | 105.833    | 106.838    | 62.487    | 120.221 | 102.886 |
| 18  | T          | 2.0593   | 3.7594   | 9.3073   | 6.3091   | 7.8920   | 7.0554   | 2.7560   | 4.4541   | 3.3200    | 9.2935     | 4.0592     | 7.9202     | 5.9503    | 4.1278  | 78.2636 |
|     | S          | 159.586  | 141.826  | 74.941   | 90.994   | 122.161  | 101.856  | 128.892  | 116.185  | 133.899   | 83.930     | 107.332    | 106.230    | 62.335    | 120.084 | 102.944 |
| 19  | T          | 2.0520   | 3.7376   | 9.3445   | 6.4131   | 8.0013   | 7.1972   | 2.7906   | 4.4737   | 3.3277    | 9.4022     | 4.0932     | 7.8184     | 5.9339    | 4.1293  | 78.7147 |
|     | S          | 160.154  | 142.654  | 74.643   | 89.518   | 120.492  | 99.849   | 127.294  | 115.676  | 133.589   | 82.959     | 106.440    | 107.613    | 62.507    | 120.040 | 102.354 |

Event: Cooper Tires Indy Lights Grand Prix at WRLS

Round 17 / 18

Track: WeatherTech Raceway Laguna Seca

2.238 mile(s)

Report: Section Data Report

Indy Lights

Session: Race 2

September 22, 2019



Section Data for Car 79 - Malukas, David (R)

| Lap | T/SPO to SF |
|-----|-------------|
| 1   | T 134.7763  |
|     | S 57.864    |
| 2   | T           |
|     | S           |
| 3   | T           |
|     | S           |
| 4   | T           |
|     | S           |
| 5   | T           |
|     | S           |
| 6   | T           |
|     | S           |
| 7   | T           |
|     | S           |
| 8   | T           |
|     | S           |
| 9   | T           |
|     | S           |
| 10  | T           |
|     | S           |
| 11  | T           |
|     | S           |
| 12  | T           |
|     | S           |
| 13  | T           |
|     | S           |
| 14  | T           |
|     | S           |
| 15  | T           |
|     | S           |
| 16  | T           |
|     | S           |
| 17  | T           |
|     | S           |
| 18  | T           |
|     | S           |
| 19  | T           |
|     | S           |

Event: Cooper Tires Indy Lights Grand Prix at WRLS  
 Track: WeatherTech Raceway Laguna Seca  
 Report: Section Data Report  
 Session: Race 2

Round 17 / 18  
 2.238 mile(s)

Indy Lights  
 September 22, 2019



Section Data for Car 79 - Malukas, David (R)

| Lap | T/SF to I1 | I1 to I2 | I2 to I3 | I3 to I4 | I4 to I5 | I5 to I6 | I6 to I7 | I7 to I8 | I8 to I9 | I9 to I10 | I10 to I11 | I11 to I12 | I12 to I13 | I13 to SF | Lap     |         |
|-----|------------|----------|----------|----------|----------|----------|----------|----------|----------|-----------|------------|------------|------------|-----------|---------|---------|
| 20  | T          | 2.0589   | 3.7730   | 9.3738   | 6.3990   | 7.9307   | 7.1478   | 2.7882   | 4.5195   | 3.3340    | 9.3926     | 4.0878     | 7.8073     | 5.9558    | 4.1076  | 78.6760 |
|     | S          | 159.617  | 141.315  | 74.410   | 89.716   | 121.564  | 100.540  | 127.404  | 114.504  | 133.337   | 83.044     | 106.581    | 107.766    | 62.277    | 120.674 | 102.405 |
| 21  | T          | 2.0556   | 3.7517   | 9.3492   | 6.3747   | 7.9883   | 7.1191   | 2.7714   | 4.5194   | 3.3308    | 9.3864     | 4.1983     | 7.8696     | 5.9190    | 4.1189  | 78.7524 |
|     | S          | 159.874  | 142.117  | 74.605   | 90.058   | 120.688  | 100.945  | 128.176  | 114.506  | 133.465   | 83.099     | 103.776    | 106.913    | 62.664    | 120.343 | 102.305 |
| 22  | T          | 2.0638   | 3.7853   | 9.4035   | 6.4331   | 8.0570   | 7.1342   | 2.7658   | 4.5104   | 3.3236    | 9.3503     | 4.0980     | 7.8890     | 5.9561    | 4.1414  | 78.9115 |
|     | S          | 159.238  | 140.856  | 74.175   | 89.240   | 119.659  | 100.731  | 128.436  | 114.735  | 133.754   | 83.420     | 106.316    | 106.650    | 62.274    | 119.689 | 102.099 |
| 23  | T          | 2.0679   | 3.7853   | 9.3675   | 6.3580   | 8.1914   | 7.1592   | 2.7655   | 4.4916   | 3.3196    | 9.3761     | 4.1195     | 7.9018     | 5.8864    | 4.1156  | 78.9054 |
|     | S          | 158.923  | 140.856  | 74.460   | 90.294   | 117.695  | 100.379  | 128.450  | 115.215  | 133.915   | 83.190     | 105.761    | 106.477    | 63.011    | 120.440 | 102.107 |
| 24  | T          | 2.0630   | 3.7728   | 9.3392   | 6.3987   | 8.0386   | 7.1692   | 2.7686   | 4.5474   | 3.3341    | 9.2474     | 4.1193     | 7.8310     | 5.9190    | 4.1171  | 78.6654 |
|     | S          | 159.300  | 141.323  | 74.685   | 89.720   | 119.933  | 100.239  | 128.306  | 113.801  | 133.333   | 84.348     | 105.766    | 107.440    | 62.664    | 120.396 | 102.419 |
| 25  | T          | 2.0540   | 3.7552   | 9.3854   | 6.3915   | 7.9637   | 7.1154   | 2.7538   | 4.5124   | 3.3193    | 9.3545     | 4.0711     | 7.8483     | 5.8988    | 4.1064  | 78.5298 |
|     | S          | 159.998  | 141.985  | 74.318   | 89.821   | 121.061  | 100.997  | 128.995  | 114.684  | 133.927   | 83.382     | 107.018    | 107.203    | 62.879    | 120.710 | 102.595 |
| 26  | T          | 2.0489   | 3.7173   | 9.2827   | 6.3896   | 7.9915   | 7.0954   | 2.7710   | 4.5272   | 3.3208    | 9.2281     | 4.0616     | 7.8751     | 5.9155    | 4.1018  | 78.3265 |
|     | S          | 160.396  | 143.433  | 75.140   | 89.848   | 120.640  | 101.282  | 128.195  | 114.309  | 133.867   | 84.524     | 107.269    | 106.838    | 62.701    | 120.845 | 102.862 |
| 27  | T          | 2.0433   | 3.7213   | 9.3794   | 6.3821   | 8.1430   | 7.1290   | 2.7620   | 4.5102   | 3.3257    | 9.3080     | 4.1015     | 7.8331     | 5.9573    | 4.1248  | 78.7207 |
|     | S          | 160.836  | 143.278  | 74.365   | 89.953   | 118.395  | 100.805  | 128.612  | 114.740  | 133.670   | 83.799     | 106.225    | 107.411    | 62.261    | 120.171 | 102.347 |
| 28  | T          | 2.0505   | 3.7362   | 9.2867   | 6.3431   | 8.0168   | 7.1590   | 2.7754   | 4.5090   | 3.3308    | 9.3708     | 4.0919     | 7.8167     | 5.8882    | 4.1069  | 78.4820 |
|     | S          | 160.271  | 142.707  | 75.107   | 90.506   | 120.259  | 100.382  | 127.991  | 114.770  | 133.465   | 83.237     | 106.474    | 107.637    | 62.992    | 120.695 | 102.658 |
| 29  | T          | 2.0471   | 3.7161   | 9.3423   | 6.3742   | 8.0271   | 7.1806   | 2.7738   | 4.5219   | 3.3279    | 9.3345     | 4.1339     | 7.8156     | 5.9412    | 4.1058  | 78.6420 |
|     | S          | 160.538  | 143.479  | 74.660   | 90.065   | 120.105  | 100.080  | 128.065  | 114.443  | 133.581   | 83.561     | 105.392    | 107.652    | 62.430    | 120.727 | 102.449 |
| 30  | T          | 2.0448   | 3.6894   | 9.3379   | 6.4140   | 7.9576   | 7.1384   | 2.7714   | 4.5459   | 3.3191    | 9.3440     | 4.1047     | 7.8680     | 5.9663    | 4.1148  | 78.6163 |
|     | S          | 160.718  | 144.517  | 74.696   | 89.506   | 121.153  | 100.672  | 128.176  | 113.839  | 133.936   | 83.476     | 106.142    | 106.935    | 62.167    | 120.463 | 102.483 |
| 31  | T          | 2.4081   | 5.7138   | 11.7636  | 8.5771   |          |          |          |          |           |            |            |            |           |         |         |
|     | S          | 136.471  | 93.315   | 59.293   | 66.933   |          |          |          |          |           |            |            |            |           |         |         |

Event: Cooper Tires Indy Lights Grand Prix at WRLS

Round 17 / 18

Track: WeatherTech Raceway Laguna Seca

2.238 mile(s)

Report: Section Data Report

Indy Lights

Session: Race 2

September 22, 2019



Section Data for Car 79 - Malukas, David (R)

| Lap | T/SPO to SF |
|-----|-------------|
| 20  | T           |
|     | S           |
| 21  | T           |
|     | S           |
| 22  | T           |
|     | S           |
| 23  | T           |
|     | S           |
| 24  | T           |
|     | S           |
| 25  | T           |
|     | S           |
| 26  | T           |
|     | S           |
| 27  | T           |
|     | S           |
| 28  | T           |
|     | S           |
| 29  | T           |
|     | S           |
| 30  | T           |
|     | S           |
| 31  | T           |
|     | S           |



**Event:** Cooper Tires Indy Lights Grand Prix at WRLS  
**Track:** WeatherTech Raceway Laguna Seca  
**Report:** Section Data Report  
**Session:** Race 2

**Round 17 / 18**  
**2.238 mile(s)**






**Indy Lights**  
**September 22, 2019**



**Section Data for Car**

**Report Support Information**

| Section Legend |                |
|----------------|----------------|
| Name           | Length         |
| SF to I1       | 0.091288 miles |
| I1 to I2       | 0.148106 miles |
| I2 to I3       | 0.193750 miles |
| I3 to I4       | 0.159470 miles |
| I4 to I5       | 0.267803 miles |
| I5 to I6       | 0.199621 miles |
| I6 to I7       | 0.098674 miles |
| I7 to I8       | 0.143750 miles |
| I8 to I9       | 0.123485 miles |
| I9 to I10      | 0.216667 miles |
| I10 to I11     | 0.121023 miles |
| I11 to I12     | 0.233712 miles |
| I12 to I13     | 0.103030 miles |
| I13 to SF      | 0.137689 miles |
| Lap            | 2.238000 miles |
| PI to PO       | 0.205492 miles |
| PO to SF       | 2.166288 miles |
| SF to PI       | 2.030682 miles |
| PO to I3       | 0.361364 miles |
| I11 to PI      | 0.267045 miles |
| PO to PI       | 1.958902 miles |

| Color Legend  |                       |
|---|-----------------------|
|  | Fastest Lap           |
|  | Section Under Caution |
|  | Section Under Green   |
|  | Section Time Data     |
|  | Section Speed Data    |

