

Event: Cooper Tires Indy Lights Grand Prix at WRLS  
 Track: WeatherTech Raceway Laguna Seca  
 Report: Section Data Report  
 Session: Qualifications - Race 1

Round 17 / 18  
 2.238 mile(s)

Indy Lights  
 September 20, 2019



Section Data for Car 2 - Sowery, Toby (R)

Lap	T/S	I11 to I12	I12 to I13	I13 to SF	SF to I1	I1 to I2	I2 to I3	I3 to I4	I4 to I5	I5 to I6	I6 to I7	I7 to I8	I8 to I9	I9 to I10	I10 to I11	Lap
1	T	9.6067	6.4933	4.2267	2.0977	4.1157	9.9246	6.9320	8.6121	7.6931	2.8857	5.1118	3.4273	9.8663	4.2070	85.2000
	S	87.581	57.122	117.274	156.665	129.548	70.280	82.817	111.946	93.413	123.099	101.236	129.707	79.057	103.561	94.563
2	T	8.0208	6.0444	4.1771	2.0853	3.7078	9.4463	6.4872	8.2521	7.2472	2.7833	4.7003	3.3606	9.2809	4.0754	79.6687
	S	104.898	61.364	118.666	157.597	143.800	73.838	88.496	116.830	99.161	127.628	110.099	132.282	84.044	106.905	101.129
3	T	7.7220	5.7789	4.1487	2.0748	3.7054	9.2670	6.3730	8.0616	7.1811	2.8363	4.7094	3.3427	9.1200	4.0323	78.3532
	S	108.957	64.183	119.479	158.394	143.893	75.267	90.082	119.591	100.073	125.243	109.887	132.990	85.526	108.048	102.827
4	T	7.6421	5.7767	4.1106	2.0725	3.6827	9.2321	6.3516	8.2716	7.2133	2.7558	4.6315	3.3597	9.0810	4.0217	78.2029
	S	110.096	64.208	120.586	158.570	144.780	75.552	90.385	116.554	99.627	128.902	111.735	132.317	85.894	108.333	103.024
5	T	7.6921	5.8009	4.1384	2.0728	3.6780	9.1148	6.2738	8.1352	7.1760	2.7654	4.5335	3.3207	9.0708	3.9719	77.7443
	S	109.380	63.940	119.776	158.547	144.965	76.524	91.506	118.509	100.144	128.454	114.150	133.871	85.990	109.691	103.632
6	T	7.4863	5.7772	4.1301	2.0646	3.6478	9.0945	6.2451	8.0614	6.9851	2.7409	4.5240	3.3061	9.1067	4.0060	77.1758
	S	112.387	64.202	120.017	159.177	146.165	76.695	91.927	119.593	102.881	129.602	114.390	134.462	85.651	108.757	104.395
7	T	7.5382	5.7962	4.1326	2.0704	3.6924	9.2435	6.2130	8.0582	7.0647	2.7416	4.4119	3.2958	8.9484	3.9455	77.1524
	S	111.613	63.992	119.944	158.731	144.400	75.458	92.402	119.641	101.722	129.569	117.296	134.882	87.166	110.425	104.427
8	T	7.5407	5.8156	4.1040	2.0584	3.6712	9.2002	6.2157	8.0331	6.9972	2.7346	4.4584	3.3054	9.0575	3.8992	77.0912
	S	111.576	63.778	120.780	159.656	145.234	75.814	92.361	120.015	102.703	129.901	116.073	134.491	86.116	111.736	104.510
9	T	7.5087	5.7801	4.0962	2.0557	3.6535	9.0723	6.1539	7.9562	7.0672	2.7553	4.4554	3.3099	9.0477	3.9614	76.8735
	S	112.052	64.170	121.010	159.866	145.937	76.882	93.289	121.175	101.686	128.925	116.151	134.308	86.210	109.982	104.806
10	T							7.8596	9.4615	8.7050	2.9580	5.4754	3.6085	10.5462	4.8096	469.3291
	S							73.043	101.896	82.554	120.090	94.514	123.194	73.960	90.586	17.167
11	T	8.7406	6.3296	4.1799	2.0869	3.8631	9.6508	6.6111	8.4430	7.5279	2.8208	5.0048	3.4242	9.4722	4.2094	82.3643
	S	96.259	58.599	118.587	157.476	138.019	72.274	86.837	114.188	95.463	125.931	103.401	129.825	82.346	103.502	97.819
12	T	7.8323	5.8114	4.1198	2.0728	3.7642	9.2406	6.3521	8.1634	7.1679	2.7663	4.7017	3.3766	9.1764	4.0706	78.6161
	S	107.422	63.824	120.317	158.547	141.645	75.482	90.378	118.099	100.258	128.412	110.067	131.655	85.001	107.031	102.483
13	T	7.5923	5.7839	4.1311	2.0713	3.6869	9.1033	6.2014	8.0155	7.0205	2.7392	4.5647	3.3288	9.0140	3.9755	77.2284
	S	110.818	64.128	119.988	158.662	144.615	76.621	92.574	120.278	102.363	129.683	113.370	133.545	86.532	109.592	104.324
14	T	7.5487	5.7597	4.0920	2.0610	3.6540	9.0230	6.2493	7.9305	6.9981	2.7211	4.4739	3.2954	8.9818	3.9474	76.7359
	S	111.458	64.397	121.134	159.455	145.917	77.302	91.865	121.567	102.690	130.545	115.671	134.899	86.842	110.372	104.994
15	T	7.4711	5.7859	4.1102	2.0614	3.6220	9.1791	6.1593	7.9036	6.9526	2.7226	4.4369	3.2938	9.0311	3.9158	76.6454
	S	112.616	64.106	120.598	159.424	147.206	75.988	93.207	121.981	103.362	130.474	116.635	134.964	86.368	111.263	105.118
16	T	7.4294	5.7269	4.0863	2.0545	3.6843	9.1579	6.1685	7.9230	7.0104	2.7488	4.8413	4.1506	9.2661	4.4099	78.6579
	S	113.248	64.766	121.303	159.959	144.717	76.164	93.068	121.683	102.510	129.230	106.893	107.104	84.178	98.796	102.428

Event: Cooper Tires Indy Lights Grand Prix at WRLS

Round 17 / 18

Track: WeatherTech Raceway Laguna Seca

2.238 mile(s)

Report: Section Data Report

Indy Lights

Session: Qualifications - Race 1

September 20, 2019



Section Data for Car 2 - Sowery, Toby (R)

Lap	T/S	PI to PO	PO to SF	SF to PI
1	T		106.5474	
	S		73.194	
2	T			
	S			
3	T			
	S			
4	T			
	S			
5	T			
	S			
6	T			
	S			
7	T			
	S			
8	T			
	S			
9	T			72.4536
	S			100.898
10	T	381.0409	94.5732	
	S	1.941	82.461	
11	T			
	S			
12	T			
	S			
13	T			
	S			
14	T			
	S			
15	T			
	S			
16	T			77.4093
	S			94.439

Event: Cooper Tires Indy Lights Grand Prix at WRLS  
Track: WeatherTech Raceway Laguna Seca  
Report: Section Data Report  
Session: Qualifications - Race 1

Round 17 / 18  
2.238 mile(s)

Indy Lights  
September 20, 2019



Section Data for Car 21 - VeeKay, Rinus (R)

Lap	T/S	I11 to I12	I12 to I13	I13 to SF	SF to I1	I1 to I2	I2 to I3	I3 to I4	I4 to I5	I5 to I6	I6 to I7	I7 to I8	I8 to I9	I9 to I10	I10 to I11	Lap
1	T	8.7413	6.3054	4.2210	2.1032	4.0664	9.7942	6.7347	8.6139	7.6865	2.8861	5.0439	3.5082	9.4719	4.2637	83.4404
	S	96.252	58.824	117.432	156.255	131.119	71.216	85.244	111.923	93.493	123.082	102.599	126.716	82.349	102.184	96.558
2	T	8.2563	5.9011	4.1911	2.0983	3.9612	9.4136	6.4434	8.2079	7.3715	2.8340	4.8535	3.4542	9.3227	4.1306	80.4394
	S	101.906	62.854	118.270	156.620	134.601	74.095	89.098	117.459	97.488	125.345	106.624	128.697	83.667	105.477	100.160
3	T	7.9245	5.7684	4.1669	2.0885	3.8196	9.2517	6.3287	8.1010	7.1297	2.8009	4.6842	3.4000	8.9706	4.0443	78.4790
	S	106.172	64.300	118.957	157.355	139.591	75.392	90.712	119.009	100.795	126.826	110.478	130.749	86.951	107.727	102.662
4	T	7.8575	5.7402	4.1468	2.0835	3.7606	9.1012	6.2555	8.0561	7.0724	2.7669	4.6038	3.3487	9.2735	4.0552	78.1219
	S	107.078	64.616	119.534	157.733	141.781	76.638	91.774	119.672	101.611	128.385	112.407	132.752	84.111	107.438	103.131
5	T	7.6849	5.7620	4.1407	2.0772	3.7773	9.0822	6.2405	7.9667	7.1088	2.8002	4.5976	3.3391	9.0632	3.9937	77.6341
	S	109.483	64.372	119.710	158.211	141.154	76.799	91.994	121.015	101.091	126.858	112.559	133.133	86.062	109.092	103.779
6	T	7.5472	5.6776	4.1369	2.0796	3.7599	9.1460	6.1910	7.9196	7.0492	2.7441	4.4722	3.3054	9.0713	3.9357	77.0357
	S	111.480	65.328	119.820	158.029	141.807	76.263	92.730	121.735	101.946	129.451	115.715	134.491	85.985	110.700	104.585
7	T	7.5253	5.7760	4.1484	2.0771	3.7931	9.1859	6.2168	7.9421	7.0184	2.7456	4.5377	3.3295	9.0063	3.9395	77.2417
	S	111.805	64.216	119.487	158.219	140.566	75.932	92.345	121.390	102.393	129.381	114.045	133.517	86.606	110.593	104.306
8	T	7.5580	5.7405	4.1450	2.0826	3.7169	9.1746	6.2059	7.8956	7.1300	2.7880	4.4809	3.3005	8.9054	3.9422	77.0661
	S	111.321	64.613	119.585	157.801	143.448	76.025	92.507	122.105	100.791	127.413	115.490	134.690	87.587	110.517	104.544
9	T	7.5083	5.6997	4.1313	2.0710	3.7639	9.1431	6.1628	7.9232	7.0040	2.7432	4.4649	3.2918	8.8620	3.9117	76.6809
	S	112.058	65.075	119.982	158.685	141.657	76.287	93.154	121.679	102.604	129.494	115.904	135.046	88.016	111.379	105.069
10	T							7.7532	13.0244	8.7376	3.0489	5.5734	3.5296	10.2636	4.5505	524.7155
	S							74.046	74.022	82.246	116.510	92.852	125.948	75.997	95.744	15.355
11	T	8.4404	6.2110	4.1990	2.0913	3.9913	9.6697	6.5950	8.2395	7.5576	2.8362	4.7996	3.4006	9.6326	4.1121	81.7759
	S	99.683	59.718	118.048	157.145	133.586	72.133	87.049	117.008	95.088	125.248	107.821	130.726	80.975	105.951	98.523
12	T	7.8557	5.7757	4.1421	2.0759	3.8142	9.1495	6.3240	7.9685	7.0777	2.7695	4.6518	3.3526	9.1875	3.9538	78.0985
	S	107.102	64.219	119.669	158.310	139.789	76.234	90.780	120.988	101.535	128.264	111.247	132.597	84.898	110.193	103.162
13	T	7.5427	5.7002	4.1185	2.0664	3.7486	9.0828	6.2213	7.9030	6.9605	2.7235	4.3930	3.2723	8.9401	3.8574	76.5303
	S	111.547	65.069	120.355	159.038	142.235	76.793	92.278	121.990	103.245	130.430	117.801	135.851	87.247	112.947	105.276
14	T	7.4358	5.6967	4.1413	2.0667	3.7451	8.9593	6.0979	7.8544	6.9062	2.7431	4.4139	3.2744	8.8547	3.8277	76.0172
	S	113.150	65.109	119.692	159.015	142.368	77.852	94.146	122.745	104.057	129.498	117.243	135.764	88.089	113.823	105.987
15	T	7.4695	5.6624	4.1142	2.0617	3.7171	9.0805	6.1535	7.8676	7.0509	3.6990	6.6133	5.9169	12.3033	4.8479	86.5578
	S	112.640	65.504	120.481	159.401	143.440	76.813	93.295	122.539	101.921	96.933	78.251	75.131	63.398	89.870	93.080

Event: Cooper Tires Indy Lights Grand Prix at WRLS

Track: WeatherTech Raceway Laguna Seca

Report: Section Data Report

Session: Qualifications - Race 1

Round 17 / 18

2.238 mile(s)

Indy Lights  
September 20, 2019



Section Data for Car 21 - VeeKay, Rinus (R)

Lap	T/S	PI to PO	PO to SF	SF to PI
1	T		94.5190	
	S		82.509	
2	T			
	S			
3	T			
	S			
4	T			
	S			
5	T			
	S			
6	T			
	S			
7	T			
	S			
8	T			
	S			
9	T			72.8469
	S			100.354
10	T	434.0513	96.0093	
	S	1.704	81.228	
11	T			
	S			
12	T			
	S			
13	T			
	S			
14	T			
	S			
15	T			84.0064
	S			87.023

Event: Cooper Tires Indy Lights Grand Prix at WRLS  
Track: WeatherTech Raceway Laguna Seca  
Report: Section Data Report  
Session: Qualifications - Race 1

Round 17 / 18  
2.238 mile(s)

Indy Lights  
September 20, 2019



Section Data for Car 27 - Megennis, Robert (R)

Lap	T/S	I11 to I12	I12 to I13	I13 to SF	SF to I1	I1 to I2	I2 to I3	I3 to I4	I4 to I5	I5 to I6	I6 to I7	I7 to I8	I8 to I9	I9 to I10	I10 to I11	Lap
1	T	8.6337	6.4782	4.3149	2.1125	3.9668	9.8273	6.7756	8.5481	7.6538	2.8866	4.9849	3.4556	9.8319	4.1727	83.6426
	S	97.451	57.255	114.877	155.568	134.411	70.976	84.729	112.784	93.893	123.061	103.814	128.645	79.334	104.412	96.324
2	T	8.0269	5.9382	4.1903	2.0926	3.7862	9.4478	6.4541	8.2816	7.4551	2.7899	4.9099	3.4857	9.6808	4.0672	80.6063
	S	104.818	62.462	118.293	157.047	140.822	73.827	88.950	116.414	96.395	127.326	105.399	127.534	80.572	107.121	99.952
3	T	7.9578	5.9733	4.1812	2.0830	3.7818	9.3931	6.2908	7.9882	7.2110	2.8032	4.7050	3.3668	9.3671	3.9758	79.0781
	S	105.728	62.095	118.550	157.771	140.986	74.257	91.259	120.689	99.658	126.722	109.989	132.038	83.270	109.583	101.884
4	T	7.7704	5.8539	4.1751	2.0770	3.7490	9.3046	6.6549	8.2804	7.0939	2.7520	4.5661	3.3410	9.3858	3.9530	78.9571
	S	108.278	63.361	118.723	158.226	142.220	74.963	86.266	116.430	101.303	129.080	113.335	133.058	83.104	110.215	102.040
5	T	7.7038	5.8358	4.1601	2.0717	3.7382	9.3127	6.2810	8.0099	7.0433	2.7540	4.5127	3.3391	9.2280	3.9133	77.9036
	S	109.214	63.558	119.151	158.631	142.631	74.898	91.401	120.362	102.031	128.986	114.676	133.133	84.525	111.334	103.420
6	T	7.6205	5.7954	4.1513	2.0686	3.7315	9.2451	6.2656	7.8781	6.9706	2.7408	4.5693	3.4238	9.2267	3.9352	77.6225
	S	110.408	64.001	119.404	158.869	142.887	75.445	91.626	122.376	103.095	129.607	113.256	129.840	84.537	110.714	103.795
7	T	7.6109	5.8145	4.1849	2.0726	3.7192	9.2648	6.2114	7.9555	6.9936	2.7834	4.5108	3.3272	9.2195	3.9201	77.5884
	S	110.547	63.790	118.445	158.562	143.359	75.285	92.425	121.185	102.756	127.624	114.725	133.609	84.603	111.140	103.840
8	T	7.6228	5.9246	4.1468	2.0643	3.7013	9.2497	6.2531	7.8783	7.0534	2.7467	4.5421	3.3290	9.1340	3.9448	77.5909
	S	110.375	62.605	119.534	159.200	144.053	75.408	91.809	122.373	101.885	129.329	113.934	133.537	85.395	110.445	103.837
9	T	8.5776	6.2307	4.2002	2.0793	3.8088	9.2992	6.3372	8.0117	7.1695	2.7718	4.6138	3.3396	9.4698	4.1025	80.0117
	S	98.088	59.529	118.014	158.051	139.987	75.006	90.591	120.335	100.235	128.158	112.164	133.113	82.367	106.199	100.695
10	T							7.9448	9.1937	8.1640	2.9525	5.2043	3.4948	10.3885	4.3543	523.3443
	S							72.260	104.864	88.025	120.314	99.437	127.202	75.083	100.058	15.395
11	T	8.2662	6.0876	4.1651	2.0776	3.7784	9.4539	6.5719	8.2780	7.3275	2.8414	6.2627	6.3903	12.3784	4.2479	88.1269
	S	101.784	60.929	119.008	158.181	141.113	73.779	87.355	116.464	98.074	125.018	82.632	69.566	63.013	102.564	91.423
12	T	9.4760	6.2499	4.2031	2.0852	3.7936	9.3008	6.4351	8.1117	7.1346	2.7849	4.6601	3.3592	9.4995	3.9946	81.0883
	S	88.789	59.346	117.932	157.604	140.548	74.994	89.212	118.852	100.726	127.555	111.049	132.337	82.110	109.068	99.358
13	T	7.7477	5.7797	4.1483	2.0651	3.7128	9.0996	6.1824	7.8610	7.0484	2.7386	4.5013	3.3084	9.1562	3.9108	77.2603
	S	108.595	64.174	119.490	159.138	143.606	76.652	92.859	122.642	101.957	129.711	114.967	134.369	85.188	111.405	104.281
14	T	7.6393	5.7241	4.1245	2.0563	3.6969	9.1416	6.5071	8.0299	7.0264	2.7438	4.4988	3.3107	9.2023	3.8958	77.5975
	S	110.136	64.798	120.180	159.819	144.224	76.300	88.225	120.063	102.277	129.465	115.031	134.275	84.761	111.834	103.828
15	T	7.5973	5.7487	4.1134	2.0588	3.7169	9.0806	6.1721	7.7594	6.9921	2.7577	4.5444	3.2948	9.1665	3.8733	76.8760
	S	110.745	64.521	120.504	159.625	143.448	76.812	93.014	124.248	102.778	128.813	113.876	134.923	85.092	112.483	104.803
16	T	7.5476	5.9624	4.2734	2.4558	5.1163	10.6379	7.8808	10.8224	9.8061	3.8479	6.9996	5.8231	12.3038	5.2595	98.7366
	S	111.474	62.208	115.992	133.820	104.212	65.567	72.847	89.083	73.285	92.317	73.933	76.342	63.395	82.837	81.599

Event: Cooper Tires Indy Lights Grand Prix at WRLS

Round 17 / 18

Track: WeatherTech Raceway Laguna Seca

2.238 mile(s)

Report: Section Data Report

Indy Lights

Session: Qualifications - Race 1

September 20, 2019



Section Data for Car 27 - Megennis, Robert (R)

Lap	T/S	PI to PO	PO to SF	SF to PI
1	T		97.5144	
	S		79.974	
2	T			
	S			
3	T			
	S			
4	T			
	S			
5	T			
	S			
6	T			
	S			
7	T			
	S			
8	T			
	S			
9	T			74.9128
	S			97.586
10	T	434.4639	93.4897	
	S	1.703	83.417	
11	T			
	S			
12	T			
	S			
13	T			
	S			
14	T			
	S			
15	T			
	S			
16	T			98.0165
	S			74.584

Event: Cooper Tires Indy Lights Grand Prix at WRLS

Round 17 / 18

Track: WeatherTech Raceway Laguna Seca

2.238 mile(s)

Report: Section Data Report

Indy Lights

Session: Qualifications - Race 1

September 20, 2019



Section Data for Car 28 - Askew, Oliver (R)

Lap	T/S	I11 to I12	I12 to I13	I13 to SF	SF to I1	I1 to I2	I2 to I3	I3 to I4	I4 to I5	I5 to I6	I6 to I7	I7 to I8	I8 to I9	I9 to I10	I10 to I11	Lap
1	T	9.6978	6.6400	4.3324	2.1009	4.2042	10.2899	7.3171	8.8225	8.1000	2.8953	5.0445	3.5039	10.1004	4.3656	87.4145
	S	86.758	55.860	114.413	156.426	126.821	67.785	78.459	109.276	88.721	122.691	102.587	126.872	77.225	99.799	92.168
2	T	8.4069	5.9773	4.1716	2.0702	3.9302	9.5618	6.5608	8.2932	7.7125	2.8146	4.6914	3.3735	9.5250	4.0941	81.1831
	S	100.080	62.053	118.823	158.746	135.663	72.947	87.503	116.251	93.178	126.209	110.308	131.776	81.890	106.417	99.242
3	T	7.9438	5.8098	4.1424	2.0622	3.7566	9.2444	6.3838	8.0228	7.2343	2.7661	4.5364	3.3780	9.1868	4.0143	78.4817
	S	105.915	63.842	119.661	159.362	141.932	75.451	89.929	120.169	99.337	128.422	114.077	131.600	84.904	108.532	102.658
4	T	7.9358	5.7801	4.1171	2.0586	3.7593	9.1205	6.3264	8.0647	7.1499	2.7445	4.4747	3.3192	9.0924	4.0295	77.9727
	S	106.021	64.170	120.396	159.641	141.830	76.476	90.745	119.545	100.510	129.432	115.650	133.932	85.786	108.123	103.328
5	T	7.7512	5.8633	4.1337	2.0502	3.7453	9.1446	6.2991	8.1034	7.1767	2.7510			11.8405	4.2886	83.3525
	S	108.546	63.259	119.912	160.295	142.360	76.275	91.139	118.974	100.135	129.127			65.876	101.591	96.659
6	T	8.0241	5.9471	4.1207	2.0508	3.9180	9.3014	6.4213	10.8189	9.7517	4.3373	5.8686	3.9788	10.0007	4.2167	88.7561
	S	104.855	62.368	120.291	160.248	136.085	74.989	89.404	89.112	73.693	81.901	88.181	111.729	77.995	103.323	90.775
7	T	7.7634	5.8607	4.1456	2.0563	3.7802	9.2125	6.2730	8.1408	7.0788	2.7417	4.4768	3.2996	9.1631	4.0427	78.0352
	S	108.376	63.288	119.568	159.819	141.046	75.712	91.518	118.427	101.520	129.565	115.596	134.727	85.124	107.770	103.246
8	T	7.7211	5.8290	4.1166	2.0546	3.7501	9.1764	6.2513	8.0307	6.9865	2.7486	4.4886	3.3094	9.2413	4.0449	77.7491
	S	108.969	63.632	120.410	159.952	142.178	76.010	91.835	120.051	102.861	129.239	115.292	134.328	84.404	107.711	103.626
9	T	7.7021	5.8317	4.1118	2.0479	3.7262	9.0618	6.2305	7.9235	6.9874	2.7597	4.4790	3.3141	9.1468	4.0034	77.3259
	S	109.238	63.602	120.551	160.475	143.090	76.971	92.142	121.675	102.847	128.720	115.539	134.138	85.276	108.828	104.193
10	T	7.6387	5.7752	4.1119	2.0488	3.7169	9.0928	6.1827	7.9243	7.0537	2.7253	4.3912	3.2802	9.0993	3.9477	76.9887
	S	110.145	64.224	120.548	160.404	143.448	76.709	92.854	121.663	101.881	130.344	117.849	135.524	85.721	110.363	104.649
11	T							8.0110	9.5650	8.5854	3.0571	5.4121	3.5778	10.8998	4.4686	402.1211
	S							71.663	100.794	83.704	116.197	95.619	124.251	71.561	97.499	20.036
12	T	8.5946	6.1521	4.1549	2.0641	3.8587	9.5636	6.7356	8.4512	7.6232	2.8359	4.8368	3.3821	9.6612	4.1989	82.1129
	S	97.894	60.290	119.301	159.215	138.177	72.933	85.232	114.077	94.270	125.261	106.992	131.441	80.735	103.761	98.119
13	T	7.9181	5.8367	4.1379	2.0582	3.7383	9.1253	6.3307	8.0882	7.1384	2.7475	4.5014	3.2977	9.1408	3.9532	78.0124
	S	106.258	63.548	119.791	159.672	142.627	76.436	90.684	119.197	100.672	129.291	114.964	134.805	85.332	110.210	103.276
14	T	7.5833	5.8053	4.1196	2.0526	3.7226	9.0623	6.1894	7.9344	6.9702	2.7233	4.4255	3.2982	9.0306	3.9767	76.8940
	S	110.950	63.891	120.323	160.107	143.228	76.967	92.754	121.508	103.101	130.440	116.936	134.784	86.373	109.559	104.778
15	T	7.6544	5.8247	4.1006	2.0480	3.7339	9.0592	6.1367	7.9139	7.0136	2.7193	4.3665	3.2689	9.0525	3.8994	76.7916
	S	109.919	63.679	120.880	160.467	142.795	76.994	93.550	121.822	102.463	130.632	118.516	135.992	86.164	111.730	104.918
16	T	7.5850	5.7353	4.0910	2.0452	3.7081	9.0946	6.2347	7.8896	7.0193	2.9536	5.4050	4.9559	10.8653	4.0368	81.6194
	S	110.925	64.671	121.164	160.687	143.788	76.694	92.080	122.198	102.380	120.269	95.745	89.700	71.788	107.928	98.712
17	T	7.5807	5.7596	4.0917	2.0479	3.7029	9.1194	6.8550	10.9680	10.7169	4.2163	6.7751	5.8780	15.2360	6.0758	99.0233
	S	110.988	64.398	121.143	160.475	143.990	76.485	83.748	87.900	67.056	84.251	76.383	75.629	51.195	71.708	81.363

Event: Cooper Tires Indy Lights Grand Prix at WRLS

Round 17 / 18

Track: WeatherTech Raceway Laguna Seca

2.238 mile(s)

Report: Section Data Report

Indy Lights

Session: Qualifications - Race 1

September 20, 2019



Section Data for Car 28 - Askew, Oliver (R)

Lap	T/SPI to PO	PO to SF	SF to PI
1	T	111.7867	
	S	69.764	
2	T		
	S		
3	T		
	S		
4	T		
	S		
5	T		
	S		
6	T		
	S		
7	T		
	S		
8	T		
	S		
9	T		
	S		
10	T		73.9199
	S		98.897
11	T	311.7310	94.8347
	S	2.373	82.234
12	T		
	S		
13	T		
	S		
14	T		
	S		
15	T		
	S		
16	T		
	S		
17	T		100.5997
	S		72.669



Event: Cooper Tires Indy Lights Grand Prix at WRLS

Round 17 / 18

Track: WeatherTech Raceway Laguna Seca

2.238 mile(s)

Report: Section Data Report

Indy Lights

Session: Qualifications - Race 1

September 20, 2019



Section Data for Car 48 - Norman, Ryan

Lap	T/S	I11 to I12	I12 to I13	I13 to SF	SF to I1	I1 to I2	I2 to I3	I3 to I4	I4 to I5	I5 to I6	I6 to I7	I7 to I8	I8 to I9	I9 to I10	I10 to I11	Lap
1	T	9.3197	6.6012	4.4364	2.1341	4.1534	10.0842	7.0147	8.8561	7.7200	2.9026	5.0339	3.4786	9.9540	4.3456	86.0345
	S	90.278	56.188	111.731	153.993	128.372	69.168	81.841	108.862	93.088	122.382	102.803	127.794	78.360	100.258	93.646
2	T	8.5609	6.0691	4.2130	2.0974	3.8762	9.5551	6.5157	8.2955	7.3798	2.8150	4.9655	3.4915	9.7018	4.1961	81.7326
	S	98.280	61.114	117.655	156.688	137.553	72.998	88.109	116.219	97.379	126.191	104.219	127.322	80.397	103.830	98.575
3	T	8.3395	5.9557	4.2085	2.0926	3.8899	9.3828	6.4570	8.3424	7.2554	2.7908	4.7464	3.3870	9.6063	4.2018	80.6561
	S	100.889	62.278	117.781	157.047	137.068	74.338	88.910	115.565	99.048	127.285	109.030	131.251	81.197	103.689	99.891
4	T	8.0900	5.8864	4.1718	2.0925	3.8347	9.3190	6.3487	11.1514	7.8564	2.9456	5.2844	3.4751	10.2215	4.2813	84.9588
	S	104.000	63.011	118.817	157.054	139.041	74.847	90.427	86.455	91.471	120.596	97.930	127.923	76.310	101.764	94.832
5	T	8.1144	5.9373	4.1973	2.0827	3.8086	11.9905	6.7944	8.2685	7.1997	2.7867	4.8229	3.7699	10.3981	4.1581	84.3291
	S	103.688	62.471	118.095	157.793	139.994	58.171	84.495	116.598	99.815	127.472	107.301	117.920	75.014	104.779	95.540
6	T	7.9715	5.9394	4.1570	2.0776	3.7708	9.2254	6.3590	8.0270	7.0670	2.8080	4.6388	3.3503	9.4534	4.0610	78.9062
	S	105.546	62.449	119.240	158.181	141.398	75.606	90.280	120.106	101.689	126.505	111.559	132.688	82.510	107.284	102.106
7	T	7.9268	5.8393	4.1665	2.0776	3.7961	9.2856	6.3137	8.0860	7.0442	2.7478	4.7829	3.5220	9.4583	4.0483	79.0951
	S	106.142	63.519	118.968	158.181	140.455	75.116	90.928	119.230	102.018	129.277	108.198	126.220	82.467	107.621	101.862
8	T	7.7058	5.8443	4.1734	2.0804	3.7774	9.2875	6.2617	8.0251	6.9753	2.7502	4.5061	3.3233	9.3027	4.0334	78.0466
	S	109.186	63.465	118.772	157.968	141.150	75.101	91.683	120.134	103.026	129.164	114.844	133.766	83.847	108.019	103.231
9	T	7.7586	5.8161	4.1582	2.0812	3.7644	9.2657	6.3083	8.0855	7.0451	2.7738	4.6519	3.3536	9.4621	3.9653	78.4898
	S	108.443	63.773	119.206	157.907	141.638	75.278	91.006	119.237	102.005	128.065	111.245	132.558	82.434	109.874	102.648
10	T							7.9853	9.6281	8.3280	3.0313	5.3306	3.5426	11.0208	4.5288	530.8496
	S							71.893	100.133	86.292	117.186	97.081	125.486	70.775	96.202	15.177
11	T	8.5179	6.1550	4.2015	2.0920	4.0947	12.4631	7.1186	8.7032	7.4825	2.8510	4.9205	3.4384	9.9159	4.1776	86.1319
	S	98.776	60.261	117.977	157.092	130.213	55.965	80.647	110.774	96.042	124.597	105.172	129.288	78.662	104.290	93.540
12	T	8.0432	5.9313	4.1770	2.0779	3.7687	9.3451	6.4693	8.2543	7.1680	2.7640	4.6008	3.3421	9.4069	4.0091	79.3577
	S	104.606	62.534	118.669	158.158	141.476	74.638	88.741	116.799	100.256	128.519	112.480	133.014	82.918	108.673	101.525
13	T	7.8441	5.8366	4.1513	2.0710	3.7115	9.1194	6.4006	8.0425	6.9801	2.7330	4.4816	3.3130	9.3420	4.0172	78.0439
	S	107.261	63.549	119.404	158.685	143.657	76.485	89.693	119.875	102.955	129.977	115.472	134.182	83.494	108.454	103.234
14	T	7.6862	5.8238	4.1622	2.0713	3.7373	9.0825	6.2920	8.0658	6.9351	2.7341	4.4301	3.3004	9.2131	3.9049	77.4388
	S	109.464	63.689	119.091	158.662	142.665	76.796	91.241	119.528	103.623	129.925	116.815	134.694	84.662	111.573	104.041
15	T	7.5636	5.7992	4.1341	2.0681	3.7066	9.1438	6.2305	8.2849	7.0806	2.8213	4.9531	5.3753	10.7088	5.2270	83.0969
	S	111.239	63.959	119.901	158.907	143.847	76.281	92.142	116.367	101.494	125.909	104.480	82.702	72.837	83.352	96.957

Event: Cooper Tires Indy Lights Grand Prix at WRLS

Track: WeatherTech Raceway Laguna Seca

Report: Section Data Report

Session: Qualifications - Race 1

Round 17 / 18

2.238 mile(s)

Indy Lights  
September 20, 2019



Section Data for Car 48 - Norman, Ryan

Lap	T/S	PI to PO	PO to SF	SF to PI
1	T		101.9984	
	S		76.458	
2	T			
	S			
3	T			
	S			
4	T			
	S			
5	T			
	S			
6	T			
	S			
7	T			
	S			
8	T			
	S			
9	T			77.6599
	S			94.134
10	T	438.6592	94.1618	
	S	1.686	82.822	
11	T			
	S			
12	T			
	S			
13	T			
	S			
14	T			
	S			
15	T			84.3333
	S			86.685

Event: Cooper Tires Indy Lights Grand Prix at WRLS

Round 17 / 18

Track: WeatherTech Raceway Laguna Seca

2.238 mile(s)

Report: Section Data Report

Indy Lights

Session: Qualifications - Race 1

September 20, 2019



Section Data for Car 5 - Kohl, Lucas (R)

Lap	T/S	I11 to I12	I12 to I13	I13 to SF	SF to I1	I1 to I2	I2 to I3	I3 to I4	I4 to I5	I5 to I6	I6 to I7	I7 to I8	I8 to I9	I9 to I10	I10 to I11	Lap
1	T	9.7987	6.5570	4.3131	2.0936	4.1314	10.3475	7.2430	8.8580	8.1324	2.9286	5.1928	3.6289	10.2381	4.3249	87.7880
	S	85.865	56.567	114.925	156.972	129.056	67.408	79.261	108.838	88.367	121.296	99.657	122.501	76.186	100.738	91.776
2	T	8.2903	5.9659	4.1828	2.0722	3.8753	9.5039	6.6549	8.6073	7.5366	2.8486	4.7418	3.4090	9.5912	4.1624	81.4422
	S	101.488	62.172	118.505	158.593	137.585	73.391	86.266	112.009	95.353	124.702	109.136	130.403	81.325	104.671	98.927
3	T	8.0971	5.8439	4.2006	2.0778	3.7642	9.3212	6.4355	8.1917	7.2898	2.8016	4.7789	3.5854	9.6306	4.0881	80.1064
	S	103.909	63.469	118.003	158.166	141.645	74.829	89.207	117.691	98.581	126.794	108.289	123.988	80.992	106.573	100.576
4	T	7.8397	5.9388	4.2537	2.0914	3.7751	9.4404	6.4575	8.2511	7.1757	2.7832	4.6210	3.3810	9.5127	4.0452	79.5665
	S	107.321	62.455	116.530	157.137	141.236	73.885	88.903	116.844	100.149	127.633	111.989	131.483	81.996	107.703	101.259
5	T	7.9396	5.9070	4.1538	2.0688	3.7682	9.3235	6.3435	8.5404	7.2358	2.8100	4.6240	3.3644	9.6045	4.0273	79.7108
	S	105.971	62.791	119.332	158.854	141.495	74.811	90.501	112.886	99.317	126.415	111.916	132.132	81.212	108.182	101.075
6	T	7.9650	5.9887	4.1596	2.0613	3.7984	9.3528	6.3974	8.2372	7.1528	2.7654	4.5904	3.3485	9.3431	3.9740	79.1346
	S	105.633	61.935	119.166	159.432	140.370	74.577	89.738	117.041	100.469	128.454	112.735	132.760	83.484	109.633	101.811
7	T	7.7509	5.9185	4.1721	2.0638	3.7974	9.3217	6.3303	8.1548	7.1107	2.7416	4.7699	3.5243	9.6712	4.0030	79.3302
	S	108.550	62.669	118.809	159.238	140.407	74.825	90.689	118.224	101.064	129.569	108.493	126.137	80.652	108.839	101.560
8	T	7.8299	5.9022	4.1419	2.0652	3.7656	9.3006	6.4153	8.1592	7.3050	3.1815	4.8687	3.3783	9.5802	4.0245	79.9181
	S	107.455	62.843	119.675	159.131	141.593	74.995	89.488	118.160	98.376	111.654	106.291	131.589	81.418	108.257	100.813
9	T	7.7793	5.8599	4.1539	2.0648	3.7468	9.2768	6.3038	8.1139	7.1987	2.7998	4.5069	3.3120	9.4573	3.9745	78.5484
	S	108.154	63.296	119.329	159.161	142.303	75.188	91.071	118.820	99.829	126.876	114.824	134.223	82.476	109.619	102.571
10	T	7.7191	5.8375	4.1673	2.0732	3.7486	9.2746	6.4086	8.2117	7.1831	2.7687	4.5319	3.3373	9.8249	4.0231	79.1096
	S	108.998	63.539	118.946	158.516	142.235	75.205	89.581	117.405	100.045	128.301	114.191	133.205	79.390	108.295	101.844
11	T							7.5182	9.1815	8.2082	2.9679	5.2302	3.5116	10.5194	4.3522	335.5409
	S							76.360	105.004	87.551	119.690	98.945	126.593	74.149	100.106	24.011
12	T	8.3335	6.0260	4.1848	2.0865	3.8645	9.6340	6.6733	8.4972	7.5399	2.8262	4.7968	3.4010	10.2123	4.2518	82.3278
	S	100.962	61.551	118.448	157.506	137.969	72.400	86.028	113.460	95.311	125.691	107.884	130.710	76.378	102.470	97.862
13	T	8.3448	6.0892	4.1259	2.0508	3.8423	10.4398	6.8632	8.2948	7.2755	2.7869	4.6172	3.3507	9.5743	3.9722	81.6276
	S	100.825	60.913	120.139	160.248	138.766	66.812	83.648	116.228	98.775	127.463	112.081	132.672	81.468	109.683	98.702
14	T	7.8763	5.8282	4.1376	2.0695	3.7837	9.1218	6.3334	8.1339	6.9838	2.7232	4.5040	3.3111	9.4709	4.0139	78.2913
	S	106.822	63.640	119.799	158.800	140.915	76.465	90.645	118.528	102.900	130.445	114.898	134.259	82.358	108.543	102.908
15	T	7.7469	5.8067	4.1531	2.0674	3.7466	9.2355	6.3550	8.0277	7.0906	2.7935	4.4956	3.3195	9.4645	3.9162	78.2188
	S	108.606	63.876	119.352	158.961	142.311	75.524	90.337	120.096	101.351	127.162	115.113	133.919	82.413	111.251	103.003
16	T	7.7451	5.8020	4.1336	2.0647	3.7682	9.2187	6.3350	7.9848	7.0284	2.7510	4.4500	3.3012	9.3055	3.9364	77.8246
	S	108.632	63.928	119.915	159.169	141.495	75.661	90.622	120.741	102.248	129.127	116.292	134.662	83.821	110.680	103.525
17	T	7.6215	5.7689	4.1260	2.0651	3.7718	9.2767	6.3262	7.9314	7.0232	2.7527	4.4350	3.3000	9.4710	3.9086	77.7781
	S	110.393	64.295	120.136	159.138	141.360	75.188	90.748	121.554	102.323	129.047	116.685	134.711	82.357	111.467	103.587
18	T	7.7223	5.8812	4.1635	2.0735	3.7936	10.4384	7.7502	9.7801	8.4342	3.3929	5.7109	3.9698	11.5661	5.5987	90.2754
	S	108.952	63.067	119.054	158.494	140.548	66.821	74.074	98.577	85.205	104.697	90.616	111.982	67.438	77.818	89.247

Event: Cooper Tires Indy Lights Grand Prix at WRLS

Round 17 / 18

Track: WeatherTech Raceway Laguna Seca

2.238 mile(s)

Report: Section Data Report

Indy Lights

Session: Qualifications - Race 1

September 20, 2019



Section Data for Car 5 - Kohl, Lucas (R)

Lap	T/SPI to PO	PO to SF	SF to PI
1	T	107.7153	
	S	72.400	
2	T		
	S		
3	T		
	S		
4	T		
	S		
5	T		
	S		
6	T		
	S		
7	T		
	S		
8	T		
	S		
9	T		
	S		
10	T		74.9468
	S		97.542
11	T	248.3324	92.1917
	S	2.979	84.592
12	T		
	S		
13	T		
	S		
14	T		
	S		
15	T		
	S		
16	T		
	S		
17	T		
	S		
18	T		91.1190
	S		80.230

Event: Cooper Tires Indy Lights Grand Prix at WRLS  
Track: WeatherTech Raceway Laguna Seca  
Report: Section Data Report  
Session: Qualifications - Race 1

Round 17 / 18  
2.238 mile(s)

Indy Lights  
September 20, 2019



Section Data for Car 67 - Kellett, Dalton

Lap	T/S	I11 to I12	I12 to I13	I13 to SF	SF to I1	I1 to I2	I2 to I3	I3 to I4	I4 to I5	I5 to I6	I6 to I7	I7 to I8	I8 to I9	I9 to I10	I10 to I11	Lap
1	T							7.1290	8.7578	7.7881	2.9233	5.0789	3.4574	10.0412	4.2452	191.9955
	S							80.529	110.084	92.274	121.516	101.892	128.578	77.680	102.629	41.963
2	T	8.1970	6.2285	4.2648	2.0983	3.7843	9.5446	6.5892	8.2133	8.6865	3.0956	4.7669	3.4057	9.5545	4.0937	82.5229
	S	102.643	59.550	116.226	156.620	140.893	73.078	87.126	117.382	82.730	114.752	108.561	130.530	81.637	106.427	97.631
3	T	7.9180	5.9154	4.1959	2.0872	3.7329	9.3430	6.4377	8.2714	7.2420	2.7674	4.6617	3.4245	9.4353	3.9866	79.4190
	S	106.260	62.702	118.135	157.453	142.833	74.655	89.176	116.557	99.232	128.361	111.011	129.813	82.668	109.287	101.447
4	T	7.7564	5.8036	4.1795	2.0742	3.7258	9.2799	6.3739	8.1459	7.4234	3.1862	4.9417	3.4634	9.4935	4.0198	79.8672
	S	108.473	63.910	118.598	158.440	143.105	75.162	90.069	118.353	96.807	111.489	104.721	128.355	82.161	108.384	100.877
5	T	7.7525	5.9308	4.1973	2.0791	3.7207	9.2663	6.3121	7.9694	7.1441	2.7882	4.5333	3.3385	9.0978	3.9831	78.1132
	S	108.528	62.539	118.095	158.067	143.301	75.273	90.951	120.974	100.592	127.404	114.155	133.157	85.735	109.383	103.143
6	T	7.6153	5.8571	4.1627	2.0728	3.7184	9.2468	6.2989	8.0294	7.2199	2.7713	4.4946	3.3274	9.1328	3.9133	77.8607
	S	110.483	63.326	119.077	158.547	143.390	75.432	91.141	120.070	99.536	128.181	115.138	133.601	85.406	111.334	103.477
7	T	7.5031	5.7731	4.1440	2.0675	3.6859	9.1818	6.3159	8.7276	7.3432	2.7770	4.6232	3.3593	9.2384	3.9309	78.6709
	S	112.135	64.248	119.614	158.954	144.654	75.965	90.896	110.465	97.864	127.918	111.935	132.333	84.430	110.835	102.411
8	T	7.6041	5.8551	4.1338	2.0619	3.6765	9.1726	6.2635	8.0091	7.0317	2.7629	4.4561	3.3178	9.2137	3.9045	77.4633
	S	110.646	63.348	119.909	159.385	145.024	76.042	91.657	120.374	102.200	128.570	116.133	133.988	84.657	111.585	104.008
9	T							7.5049	9.2568	8.2631	2.9718	5.2440	3.5225	10.2347	4.4476	294.2754
	S							76.495	104.149	86.969	119.533	98.684	126.202	76.211	97.959	27.378
10	T	8.1255	5.9356	4.1861	2.0864	3.7633	9.4136	6.3849	8.0902	7.2304	2.7884	4.6914	3.4023	9.5317	4.0493	79.6791
	S	103.546	62.489	118.411	157.514	141.679	74.095	89.914	119.168	99.391	127.395	110.308	130.660	81.832	107.594	101.116
11	T	7.6571	5.8099	4.1743	2.0793	3.7281	9.1700	6.2662	8.0099	7.1036	2.7649	4.3931	3.3079	9.3150	3.8785	77.6578
	S	109.880	63.841	118.746	158.051	143.017	76.063	91.617	120.362	101.165	128.477	117.798	134.389	83.736	112.333	103.747
12	T	7.5944	5.6809	4.1506	2.0683	3.6609	9.1309	6.3065	7.8735	6.9367	2.7437	4.3809	3.3350	9.2994	3.8762	77.0379
	S	110.787	65.291	119.424	158.892	145.642	76.389	91.032	122.448	103.599	129.470	118.126	133.297	83.876	112.399	104.582
13	T	7.4149	5.6859	4.1353	2.0641	3.6434	9.1665	6.2349	7.8722	6.9240	2.7539	4.3442	3.2973	9.1961	3.8779	76.6106
	S	113.469	65.233	119.866	159.215	146.342	76.092	92.077	122.468	103.789	128.991	119.124	134.821	84.819	112.350	105.166
14	T	7.4579	5.7752	4.1523	2.0631	3.7125	9.1312	6.2284	7.8848	6.9517	2.7546	4.3369	3.3240	9.1815	4.6322	77.5863
	S	112.815	64.224	119.375	159.293	143.618	76.386	92.173	122.272	103.376	128.958	119.325	133.738	84.953	94.055	103.843
15	T	8.7426	6.4359	4.6769	2.1468	3.8039	9.3086	6.2337	7.9406	6.9782	2.7358	4.4535	3.3921	9.3454	3.8560	80.0500
	S	96.237	57.631	105.985	153.082	140.167	74.931	92.095	121.413	102.983	129.844	116.201	131.053	83.464	112.988	100.647
16	T	7.4356	5.7287	4.1152	2.0528	3.6861	9.2753	6.2242	7.9395	6.9798	2.7443			12.7663	4.9211	169.5604
	S	113.153	64.746	120.451	160.092	144.647	75.200	92.235	121.430	102.959	129.442			61.098	88.533	47.516

Event: Cooper Tires Indy Lights Grand Prix at WRLS

Round 17 / 18

Track: WeatherTech Raceway Laguna Seca

2.238 mile(s)

Report: Section Data Report

Indy Lights

Session: Qualifications - Race 1

September 20, 2019



Section Data for Car 67 - Kellett, Dalton

Lap	T/S	PI to PO	PO to SF	SF to PI
1	T	109.1310	86.9625	
	S	6.779	89.678	
2	T			
	S			
3	T			
	S			
4	T			
	S			
5	T			
	S			
6	T			
	S			
7	T			
	S			
8	T			72.5686
	S			100.739
9	T	209.3991	90.4252	
	S	3.533	86.244	
10	T			
	S			
11	T			
	S			
12	T			
	S			
13	T			
	S			
14	T			
	S			
15	T			
	S			
16	T			166.7787
	S			43.833

**Event:** Cooper Tires Indy Lights Grand Prix at WRLS  
**Track:** WeatherTech Raceway Laguna Seca  
**Report:** Section Data Report  
**Session:** Qualifications - Race 1

**Round 17 / 18**  
**2.238 mile(s)**

**Indy Lights**  
**September 20, 2019**



**Section Data for Car 79 - Malukas, David (R)**

Lap	T/S	I11 to I12	I12 to I13	I13 to SF	SF to I1	I1 to I2	I2 to I3	I3 to I4	I4 to I5	I5 to I6	I6 to I7	I7 to I8	I8 to I9	I9 to I10	I10 to I11	Lap
1	T	10.6964	6.7442	4.8394	2.1730	4.3241	10.5227	7.2120	8.9132	7.9859	2.9375	5.0709	3.4877	10.1193	4.4807	89.5070
	S	78.659	54.997	102.426	151.236	123.305	66.285	79.602	108.164	89.988	120.928	102.053	127.461	77.080	97.235	90.013
2	T	8.3792	6.2372	4.3358	2.1123	3.8893	9.7681	6.5855	8.3465	7.3701	2.8082	4.8087	3.4248	9.6764	4.2178	81.9599
	S	100.411	59.467	114.323	155.582	137.089	71.406	87.175	115.508	97.507	126.496	107.617	129.802	80.608	103.296	98.302
3	T	8.0093	5.9305	4.2268	2.0964	3.7952	9.4970	6.4972	8.1744	7.2160	2.7844	4.6534	3.3750	9.3964	4.1126	79.7646
	S	105.048	62.543	117.271	156.762	140.488	73.444	88.360	117.940	99.589	127.578	111.209	131.717	83.011	105.938	101.007
4	T	7.8524	5.8218	4.1797	2.0866	3.7722	9.4257	6.3831	8.1513	7.1722	2.7646	4.5833	3.3593	9.3774	4.1135	79.0431
	S	107.147	63.710	118.593	157.498	141.345	74.000	89.939	118.274	100.197	128.491	112.910	132.333	83.179	105.915	101.929
5	T	7.7566	5.8048	4.1738	2.0755	3.7771	9.3118	6.3143	8.0224	7.2119	2.8208	4.7748	3.4052	9.4166	4.1443	79.0099
	S	108.471	63.897	118.760	158.341	141.162	74.905	90.919	120.175	99.646	125.931	108.382	130.549	82.832	105.128	101.972
6	T	7.7633	5.8245	4.1699	2.0741	3.7289	9.2313	6.3127	8.0552	7.2528	2.8231	4.6599	3.3536	9.4978	4.1354	78.8825
	S	108.377	63.681	118.871	158.448	142.986	75.558	90.942	119.686	99.084	125.829	111.054	132.558	82.124	105.354	102.137
7	T	7.7261	5.8356	4.1555	2.0725	3.7576	9.3345	6.2378	8.0353	7.0279	2.7367	4.5709	3.3332	9.2499	4.1039	78.1774
	S	108.899	63.560	119.283	158.570	141.894	74.723	92.034	119.982	102.255	129.801	113.216	133.369	84.325	106.163	103.058
8	T	7.6765	5.7499	4.1434	2.0677	3.7375	9.2258	6.2853	7.9937	7.0126	2.7574	4.5068	3.3017	9.0807	4.0644	77.6034
	S	109.603	64.507	119.632	158.938	142.657	75.603	91.339	120.606	102.478	128.827	114.826	134.641	85.896	107.195	103.820
9	T	7.6350	5.8740	4.1460	2.0603	3.7296	9.1995	6.2301	7.9318	7.0675	2.7689	4.5737	3.3179	9.2704	4.0506	77.8553
	S	110.198	63.144	119.557	159.509	142.960	75.819	92.148	121.548	101.682	128.292	113.147	133.984	84.139	107.560	103.484
10	T							8.1988	10.3539	9.0997	3.3320	5.7303	3.7525	11.2031	4.9393	467.2317
	S							70.021	93.114	78.974	106.611	90.309	118.466	69.624	88.207	17.244
11	T	8.8795	6.2854	4.2601	2.0888	4.0066	9.8454	6.9298	8.7798	7.5572	2.8260	4.9444	3.4294	9.8195	4.3082	83.9601
	S	94.753	59.011	116.355	157.333	133.076	70.845	82.844	109.808	95.093	125.700	104.664	129.628	79.434	101.129	95.960
12	T	8.1049	5.8573	4.1801	2.0821	3.8140	9.4511	6.4236	8.1908	7.2220	2.7857	4.7241	3.3667	9.3694	4.1549	79.7267
	S	103.809	63.324	118.581	157.839	139.796	73.801	89.372	117.704	99.507	127.518	109.545	132.042	83.250	104.860	101.055
13	T	7.8287	5.7903	4.1391	2.0667	3.7650	9.3032	6.2368	7.9564	7.0108	2.7364	4.5120	3.3260	9.3977	4.0940	78.1631
	S	107.472	64.057	119.756	159.015	141.615	74.974	92.049	121.172	102.504	129.816	114.694	133.658	82.999	106.420	103.077
14	T	7.6967	5.7133	4.1250	2.0638	3.7412	9.2942	6.1731	7.9902	6.9457	2.7322	4.4971	3.3074	9.1751	3.9548	77.4098
	S	109.315	64.920	120.165	159.238	142.516	75.047	92.999	120.659	103.465	130.015	115.074	134.409	85.013	110.165	104.080
15	T	7.6468	5.7857	4.1228	2.0570	3.7229	9.1701	6.2248	7.8815	6.9483	2.7370	5.2582	4.9578	9.3260	4.0354	79.8743
	S	110.028	64.108	120.229	159.765	143.217	76.062	92.226	122.323	103.426	129.787	98.418	89.666	83.637	107.965	100.868
16	T	7.6959	5.8216	4.1039	2.0543	3.7216	9.3406	6.1604	8.0007	9.3241	4.7989	7.2665	6.2707	12.4782	5.3064	92.3438
	S	109.326	63.713	120.783	159.975	143.267	74.674	93.191	120.501	77.073	74.023	71.217	70.892	62.509	82.105	87.248

Event: Cooper Tires Indy Lights Grand Prix at WRLS

Track: WeatherTech Raceway Laguna Seca

Report: Section Data Report

Session: Qualifications - Race 1

Round 17 / 18

2.238 mile(s)

Indy Lights  
September 20, 2019



Section Data for Car 79 - Malukas, David (R)

Lap	T/S	PI to PO	PO to SF	SF to PI
1	T		115.2597	
	S		67.661	
2	T			
	S			
3	T			
	S			
4	T			
	S			
5	T			
	S			
6	T			
	S			
7	T			
	S			
8	T			
	S			
9	T			75.0778
	S			97.372
10	T	372.3194	99.4598	
	S	1.987	78.410	
11	T			
	S			
12	T			
	S			
13	T			
	S			
14	T			
	S			
15	T			
	S			
16	T			90.4698
	S			80.805



**Event:** Cooper Tires Indy Lights Grand Prix at WRLS

**Track:** WeatherTech Raceway Laguna Seca

**Report:** Section Data Report

**Session:** Qualifications - Race 1

Round 17 / 18

2.238 mile(s)






Indy Lights  
September 20, 2019



Section Data for Car

Report Support Information

Section Legend	
Name	Length
I11 to I12	0.233712 miles
I12 to I13	0.103030 miles
I13 to SF	0.137689 miles
SF to I1	0.091288 miles
I1 to I2	0.148106 miles
I2 to I3	0.193750 miles
I3 to I4	0.159470 miles
I4 to I5	0.267803 miles
I5 to I6	0.199621 miles
I6 to I7	0.098674 miles
I7 to I8	0.143750 miles
I8 to I9	0.123485 miles
I9 to I10	0.216667 miles
I10 to I11	0.121023 miles
Lap	2.238000 miles
PI to PO	0.205492 miles
PO to SF	2.166288 miles
SF to PI	2.030682 miles
PO to I3	0.361364 miles
I11 to PI	0.267045 miles
PO to PI	1.958902 miles

Color Legend	
	Fastest Lap
	Section Under Caution
	Section Under Green
	Section Time Data
	Section Speed Data

