

Event: St. Petersburg 100
Track: St Petersburg Street Circuit
Report: Section Data Report
Session: Practice 2

Round 1
1.8 mile(s)

Indy Lights Series
March 29, 2014



Section Data for Car 10 - Garcia, Juan Pablo

Lap	T/SF to I1	I1 to I2	I2 to I3	I3 to I4	I4 to I5	I5 to I6	I6 to I7	I7 to SF	Lap	PI to PO	PO to SF	SF to PI
1	T	3.8269	8.1776	9.2255	17.9500	13.4214	12.6454	11.5423	5.1958	81.9849		86.6423
	S	122.399	64.867	95.265	59.066	84.329	86.916	62.202	114.166	79.039		66.583
2	T	3.5780	7.6755	8.7347	16.4989	12.4847	12.4382	10.5674	5.0279	77.0053		
	S	130.914	69.110	100.617	64.260	90.656	88.364	67.941	117.978	84.150		
3	T	3.5181	7.3710	8.3531	15.7976	12.0689	11.9066	10.4261	5.0080	74.4494		
	S	133.143	71.965	105.214	67.113	93.780	92.309	68.861	118.447	87.039		
4	T	3.4717	7.3455	7.9377	15.3831	11.8062	11.6319	9.9652	4.9495	72.4908		
	S	134.922	72.215	110.720	68.922	95.866	94.489	72.046	119.847	89.391		
5	T	3.4739	7.1623	7.7559	16.1786	11.8740	11.7294	9.9646	4.9421	73.0808		
	S	134.837	74.062	113.315	65.533	95.319	93.704	72.051	120.026	88.669		
6	T	3.4470	7.2666	7.7456	15.1030	11.8102	11.6543	9.9464	4.9228	71.8959		
	S	135.889	72.999	113.466	70.200	95.834	94.308	72.182	120.497	90.130		
7	T	3.4560	6.9942	7.6742	14.9779	11.7210	11.4204	9.8936	4.9267	71.0640		
	S	135.535	75.842	114.522	70.786	96.563	96.239	72.568	120.401	91.185		
8	T	3.4282	7.5718	7.7957	15.3634	11.7287	11.6937	9.7717	4.9118	72.2650		
	S	136.634	70.057	112.737	69.010	96.500	93.990	73.473	120.767	89.670		
9	T	3.4768	7.2020	7.6714	14.9618	11.6023	11.3406	9.9540	4.9261	71.1350		
	S	134.724	73.654	114.564	70.862	97.551	96.916	72.127	120.416	91.094		
10	T	3.4225	7.8573	7.7207	14.9600	11.6342	11.3268	9.8024	4.8919	71.6158		
	S	136.862	67.511	113.832	70.871	97.284	97.035	73.243	121.258	90.483		
11	T	3.4391	7.0946	7.5996	15.2357	11.6485	11.3287	9.7929	4.8847	71.0238		
	S	136.201	74.769	115.646	69.588	97.164	97.018	73.314	121.437	91.237		
12	T	3.4516	7.1973	7.5403	14.7326	11.6262	11.3887	9.7839	4.8804	70.6010		
	S	135.708	73.702	116.556	71.965	97.351	96.507	73.381	121.544	91.783		
13	T	3.4970	7.0871	7.5287	14.7785	11.6130	11.5166	9.7869	4.8838	70.6916		68.8469
	S	133.946	74.848	116.735	71.741	97.461	95.435	73.359	121.459	91.666		85.506
14	T			8.7831	15.9115	11.8256	11.4451			220.7279	152.8053	69.8387
	S			100.063	66.633	95.709	96.032			29.357	6.985	82.603
15	T	3.4335	7.0202	7.5535	14.6787	11.6623	11.4685	9.8461	4.8960	70.5588		
	S	136.423	75.561	116.352	72.229	97.049	95.836	72.918	121.156	91.838		
16	T	3.4148	7.1709	7.5668	14.6871	11.6026	11.2582	9.7751	4.8794	70.3549		
	S	137.170	73.973	116.147	72.188	97.549	97.626	73.447	121.569	92.104		
17	T	3.4481	7.1532	7.4694	14.7308	11.6162	11.3787	9.8517	4.8798	70.5279		
	S	135.846	74.156	117.662	71.974	97.434	96.592	72.876	121.559	91.879		
18	T	3.4527	7.0819	7.5060	14.8407	11.6085	11.4241	9.7608	4.8807	70.5554		
	S	135.665	74.903	117.088	71.441	97.499	96.208	73.555	121.536	91.843		
19	T	3.6449	7.9379	9.1008	15.4869	11.9671	11.4308	9.8153	4.8600	74.2437		
	S	128.511	66.826	96.570	68.460	94.577	96.152	73.146	122.054	87.280		

Event: St. Petersburg 100
 Track: St Petersburg Street Circuit
 Report: Section Data Report
 Session: Practice 2

Round 1
 1.8 mile(s)

Indy Lights Series
 March 29, 2014



Section Data for Car 10 - Garcia, Juan Pablo

Lap	T/SF to I1	I1 to I2	I2 to I3	I3 to I4	I4 to I5	I5 to I6	I6 to I7	I7 to SF	Lap	PI to PO	PO to SF	SF to PI
20	T	3.4158	7.0237	7.4748	14.5643	11.5763	11.2322	9.8669	4.8732	70.0272		
	S	137.130	75.524	117.577	72.796	97.770	97.852	72.764	121.723	92.535		
21	T	3.4263	7.0522	7.5294	14.8394	11.6664	11.5254	9.8424	4.8757	70.7572		67.9630
	S	136.710	75.218	116.724	71.447	97.015	95.362	72.945	121.661	91.581		86.618
22	T			8.3036	15.5828	11.7864	11.6249			229.4039	164.3497	68.0036
	S			105.841	68.038	96.027	94.546			28.247	6.495	84.832
23	T	3.4607	7.0520	7.4860	14.6012	11.5892	11.3467	9.9680	4.9053	70.4091		
	S	135.351	75.220	117.401	72.612	97.661	96.864	72.026	120.927	92.034		
24	T	3.4439	7.1287	7.4308	14.7712	11.6208	11.6596	9.8489	4.8851	70.7890		
	S	136.011	74.411	118.273	71.777	97.396	94.265	72.897	121.427	91.540		
25	T	3.4359	7.0363	7.4606	15.0094	11.7875	11.4801	9.9180	4.8786	71.0064		67.9397
	S	136.328	75.388	117.801	70.638	96.019	95.739	72.389	121.589	91.259		86.648
26	T			8.0643	15.3249	11.6895	11.4037			157.6404	93.7148	67.0110
	S			108.982	69.183	96.823	96.380			41.106	11.390	86.088
27	T	3.4353	6.9468	7.4482	14.6964	11.5680	11.3854	9.9269	4.8884	70.2954		
	S	136.352	76.360	117.997	72.142	97.840	96.535	72.324	121.345	92.182		
28	T	3.4349	7.0395	7.5370	14.7863	11.6387	11.3344	9.8477	4.8828	70.5013		
	S	136.368	75.354	116.607	71.703	97.246	96.969	72.906	121.484	91.913		
29	T	3.4457	7.0890	7.4486	14.7594	11.5731	11.4359	9.8000	4.8874	70.4391		
	S	135.940	74.828	117.990	71.834	97.797	96.109	73.261	121.370	91.994		
30	T	3.4404	7.0571	7.5896	14.7391	11.6738	11.7667	9.9189	4.8913	71.0769		67.8950
	S	136.150	75.166	115.798	71.933	96.954	93.407	72.382	121.273	91.169		86.705

Event: St. Petersburg 100
Track: St Petersburg Street Circuit
Report: Section Data Report
Session: Practice 2

Round 1
1.8 mile(s)

Indy Lights Series
March 29, 2014



Section Data for Car 2 - Meyer, Zack (R)

Lap	T/SF to I1	I1 to I2	I2 to I3	I3 to I4	I4 to I5	I5 to I6	I6 to I7	I7 to SF	Lap	PI to PO	PO to SF	SF to PI
1	T	3.7249	7.7160	8.6268	16.0695	12.2478	11.6502	11.0086	5.3458	76.3896		81.0017
	S	125.751	68.747	101.876	65.978	92.410	94.341	65.218	110.962	84.828		71.219
2	T	3.4822	7.3171	7.9282	15.2123	11.8934	11.4078	10.5445	4.9312	72.7167		
	S	134.515	72.495	110.853	69.695	95.164	96.346	68.088	120.292	89.113		
3	T	3.4566	7.1137	7.9284	15.1587	11.7727	11.4041	10.3722	4.8729	72.0793		
	S	135.512	74.568	110.850	69.942	96.139	96.377	69.219	121.731	89.901		
4	T	3.4289	8.7864	7.9519	15.1403	11.8154	11.3589	9.8205	4.8910	73.1933		
	S	136.606	60.372	110.522	70.027	95.792	96.760	73.108	121.280	88.533		
5	T	3.4605	7.1641	7.8534	15.0599	11.7313	11.3224	9.8772	4.8993	71.3681		
	S	135.359	74.043	111.909	70.401	96.478	97.072	72.688	121.075	90.797		
6	T	3.4490	7.0785	7.7699	14.9772	11.6390	11.2857	9.8458	4.8933	70.9384		
	S	135.810	74.939	113.111	70.789	97.244	97.388	72.920	121.223	91.347		
7	T	3.4603	7.1746	7.7248	14.9524	11.7323	11.2455	9.8737	4.9263	71.0899		
	S	135.367	73.935	113.772	70.907	96.470	97.736	72.714	120.411	91.152		
8	T	3.4436	7.0937	7.6327	14.9340	11.6080	11.2181	9.8840	4.8971	70.7112		
	S	136.023	74.778	115.145	70.994	97.503	97.975	72.638	121.129	91.640		
9	T	3.4751	7.2694	7.6961	15.0210	11.6978	11.2844	9.8240	4.8955	71.1633		
	S	134.790	72.971	114.196	70.583	96.755	97.399	73.082	121.169	91.058		
10	T	3.4842	7.3329	7.7448	14.9559	11.5834	11.2071	9.9711	4.9108	71.1902		67.0363
	S	134.438	72.339	113.478	70.890	97.710	98.071	72.004	120.791	91.024		87.815
11	T			8.4206	15.8384	11.7908	11.5561			251.7879	188.0298	67.9208
	S			104.371	66.940	95.992	95.109			25.736	5.677	84.935
12	T	3.4676	7.1631	7.8395	15.3837	11.5569	11.1588	9.9882	4.9025	71.4603		
	S	135.082	74.054	112.107	68.919	97.934	98.495	71.880	120.996	90.680		
13	T	3.4447	7.0963	7.6295	15.0262	11.6021	11.2244	10.0932	4.8786	70.9950		
	S	135.980	74.751	115.193	70.559	97.553	97.920	71.132	121.589	91.274		
14	T	3.4460	7.0912	7.6484	15.0962	11.6713	11.2636	9.8855	4.8826	70.9848		
	S	135.928	74.805	114.908	70.231	96.974	97.579	72.627	121.489	91.287		
15	T	3.4494	7.0815	7.5921	14.8659	11.5729	11.1643	9.9418	4.9081	70.5760		
	S	135.794	74.907	115.760	71.319	97.799	98.447	72.216	120.858	91.816		
16	T	3.4657	7.0985	7.6522	15.0108	11.6100	11.2276	10.0909	4.8878	71.0435		
	S	135.156	74.728	114.851	70.631	97.486	97.892	71.149	121.360	91.212		
17	T	3.4481	7.6717	7.8175	14.9997	11.6330	11.4230	9.8976	4.8880	71.7786		68.1780
	S	135.846	69.144	112.423	70.683	97.294	96.217	72.538	121.355	90.278		86.345
18	T			9.0305	16.8231	12.2806	12.0392			309.2324	242.4182	70.7651
	S			97.322	63.022	92.163	91.293			20.955	4.403	81.521
19	T	3.4533	7.2148	7.9520	14.8905	11.6869	11.2270	10.2197	4.9162	71.5604		
	S	135.641	73.523	110.521	71.202	96.845	97.897	70.252	120.659	90.553		

Event: St. Petersburg 100
 Track: St Petersburg Street Circuit
 Report: Section Data Report
 Session: Practice 2

Round 1
 1.8 mile(s)

Indy Lights Series
 March 29, 2014



Section Data for Car 2 - Meyer, Zack (R)

Lap	T/SF to I1	I1 to I2	I2 to I3	I3 to I4	I4 to I5	I5 to I6	I6 to I7	I7 to SF	Lap	PI to PO	PO to SF	SF to PI
20	T	3.4240	6.9366	7.6489	14.6374	11.6269	11.1864	9.7978	4.8757	70.1337		
	S	136.802	76.472	114.901	72.433	97.345	98.252	73.277	121.661	92.395		
21	T	3.4575	7.0341	7.5741	14.6524	11.5361	11.2128	9.7471	4.8855	70.0996		
	S	135.476	75.412	116.035	72.359	98.111	98.021	73.658	121.417	92.440		
22	T	3.4139	6.9519	7.5389	14.7041	11.4923	11.0975	9.7375	4.8386	69.7747		
	S	137.206	76.304	116.577	72.104	98.485	99.040	73.731	122.594	92.870		
23	T	3.6996	8.9045	11.5619	18.7547	12.2491	11.2768	9.7612	4.8636	81.0714		
	S	126.611	59.572	76.014	56.531	92.400	97.465	73.552	121.964	79.930		
24	T	3.4074	6.9155	7.5921	14.7062	11.5298	11.1355	9.7343	4.8592	69.8800		
	S	137.468	76.705	115.760	72.094	98.165	98.702	73.755	122.074	92.730		
25	T	3.4138	6.9842	7.5227	14.8187	11.5330	11.0493	9.7846	4.8724	69.9787		
	S	137.210	75.951	116.828	71.547	98.137	99.472	73.376	121.743	92.600		
26	T	3.4041	6.9912	7.5809	14.8468	11.5739	11.0748	9.7788	4.8593	70.1098		
	S	137.601	75.875	115.931	71.411	97.791	99.243	73.419	122.071	92.426		
27	T	3.4118	6.9650	7.5296	15.4493	11.6452	12.1810	9.8409	4.8446	71.8674		69.1841
	S	137.291	76.160	116.721	68.626	97.192	90.230	72.956	122.442	90.166		85.089

Event: St. Petersburg 100
Track: St Petersburg Street Circuit
Report: Section Data Report
Session: Practice 2

Round 1
1.8 mile(s)

Indy Lights Series
March 29, 2014



Section Data for Car 22 - Ghirelli, Vittorio (R)

Lap	T/SF to I1	I1 to I2	I2 to I3	I3 to I4	I4 to I5	I5 to I6	I6 to I7	I7 to SF	Lap	PI to PO	PO to SF	SF to PI
1	T	3.5565	7.9515	8.5667	16.3589	12.3664	12.0632	10.7745	5.0226	76.6603		79.4834
	S	131.705	66.711	102.591	64.810	91.524	91.111	66.635	118.103	84.529		72.579
2	T	3.5179	7.6215	8.0147	15.7574	11.9586	11.7899	10.1750	4.9684	73.8034		
	S	133.150	69.600	109.656	67.284	94.645	93.223	70.561	119.391	87.801		
3	T	3.5022	7.2820	7.9027	14.9962	11.8672	11.8747	9.9789	4.9577	72.3616		
	S	133.747	72.845	111.211	70.700	95.374	92.557	71.947	119.649	89.550		
4	T	3.4627	7.5232	7.7565	15.1718	11.7461	11.6308	9.8930	4.9401	72.1242		
	S	135.273	70.509	113.307	69.881	96.357	94.498	72.572	120.075	89.845		
5	T	3.5191	7.1345	7.6842	14.9290	11.6683	11.5991	10.0425	4.9708	71.5475		
	S	133.105	74.351	114.373	71.018	96.999	94.757	71.492	119.333	90.569		
6	T	3.5541	7.4629	7.7151	15.8261	11.8450	11.9437	10.0359	4.9361	73.3189		
	S	131.794	71.079	113.915	66.992	95.552	92.023	71.539	120.172	88.381		
7	T	3.4595	7.0881	7.6660	14.9515	11.7038	11.4561	9.8819	4.9287	71.1356		
	S	135.398	74.837	114.644	70.911	96.705	95.939	72.653	120.353	91.094		
8	T	3.4774	7.2063	7.5829	14.8484	11.6972	11.6985	9.8307	4.9174	71.2588		
	S	134.701	73.610	115.901	71.403	96.760	93.951	73.032	120.629	90.936		
9	T	3.4750	7.0766	7.6606	14.9768	11.6644	11.5888	9.8756	4.9226	71.2404		
	S	134.794	74.959	114.725	70.791	97.032	94.841	72.700	120.502	90.960		
10	T	3.4373	7.0220	7.5530	14.7437	11.6401	11.3006	9.8286	4.9106	70.4359		
	S	136.272	75.542	116.360	71.911	97.234	97.260	73.047	120.796	91.999		
11	T	3.4390	7.4278	8.3711	16.1118	13.9656	12.7339	10.0631	4.9089	77.0212		73.3570
	S	136.205	71.415	104.988	65.804	81.043	86.312	71.345	120.838	84.133		80.249
12	T			8.4044	16.6973	12.0247	11.7417			320.6530	255.0907	68.9949
	S			104.572	63.497	94.124	93.606			20.209	4.184	83.613
13	T	3.4700	7.1062	7.5604	14.9257	11.6777	11.3198	9.8162	4.9242	70.8002		
	S	134.988	74.647	116.246	71.034	96.921	97.095	73.140	120.463	91.525		
14	T	3.4363	7.0134	7.5277	14.6508	11.5613	11.3161	9.6653	4.9124	70.0833		
	S	136.312	75.634	116.751	72.367	97.897	97.126	74.282	120.752	92.461		
15	T	3.4293	6.9867	7.4554	14.5971	11.5407	11.2836	9.7305	4.9077	69.9310		
	S	136.590	75.923	117.883	72.633	98.072	97.406	73.784	120.868	92.663		
16	T	3.4393	7.0164	7.5213	15.3311	12.7432	11.7217	9.8086	4.9160	72.4976		
	S	136.193	75.602	116.850	69.155	88.817	93.765	73.196	120.664	89.382		
17	T	3.4265	7.0085	7.4798	14.7155	11.5727	11.2227	9.7922	4.9175	70.1354		
	S	136.702	75.687	117.498	72.048	97.801	97.935	73.319	120.627	92.393		
18	T	3.4474	7.0213	7.4201	14.6521	11.6190	11.3248	9.7149	4.9070	70.1066		66.5538
	S	135.873	75.549	118.444	72.360	97.411	97.052	73.902	120.885	92.431		88.452
19	T			9.0293	18.8486	13.7632	13.3454			358.2420	286.3481	76.4989
	S			97.335	56.250	82.235	82.357			18.088	3.728	75.411

Event: St. Petersburg 100
Track: St Petersburg Street Circuit
Report: Section Data Report
Session: Practice 2

Round 1
1.8 mile(s)

Indy Lights Series
March 29, 2014



Section Data for Car 22 - Ghirelli, Vittorio (R)

Lap	T/SF to I1	I1 to I2	I2 to I3	I3 to I4	I4 to I5	I5 to I6	I6 to I7	I7 to SF	Lap	PI to PO	PO to SF	SF to PI
20	T	3.6231	7.6868	8.8446	15.8292	13.0265	11.7203	10.6301	5.0440	76.4046		
	S	129.284	69.009	99.367	66.979	86.886	93.777	67.540	117.601	84.812		
21	T	3.4458	6.9222	7.4492	14.5553	11.4778	11.2557	9.5713	4.8898	69.5671		
	S	135.936	76.631	117.981	72.841	98.609	97.647	75.011	121.310	93.147		
22	T	3.4478	6.8390	7.4279	14.4718	11.5887	11.1360	9.5199	4.8776	69.3087		
	S	135.857	77.563	118.319	73.262	97.666	98.697	75.416	121.613	93.495		
23	T	3.4298	6.9002	7.4326	14.4795	11.5049	11.1202	9.5672	4.8913	69.3257		
	S	136.570	76.875	118.244	73.223	98.377	98.837	75.043	121.273	93.472		
24	T	3.6428	8.1315	9.5037	16.9715	12.6213	11.8170	9.7263	4.9253	77.3394		
	S	128.585	65.235	92.476	62.471	89.675	93.009	73.816	120.436	83.787		
25	T	3.4509	7.0402	7.4845	15.0990	11.7474	11.5833	9.6797	4.8974	70.9824		
	S	135.735	75.347	117.424	70.218	96.346	94.886	74.171	121.122	91.290		
26	T	3.4168	6.8331	7.4991	14.5514	11.4734	11.2405	9.6507	4.8806	69.5456		
	S	137.090	77.630	117.196	72.861	98.647	97.780	74.394	121.539	93.176		
27	T	3.4038	6.8783	7.4336	14.7021	11.5380	11.2359	9.5523	4.8709	69.6149		
	S	137.614	77.120	118.229	72.114	98.095	97.820	75.160	121.781	93.084		
28	T	3.4064	6.9987	7.4319	14.6578	11.5791	11.1620	9.6908	4.8795	69.8062		67.3612
	S	137.509	75.793	118.256	72.332	97.747	98.467	74.086	121.566	92.828		87.392

Event: St. Petersburg 100
 Track: St Petersburg Street Circuit
 Report: Section Data Report
 Session: Practice 2

Round 1
 1.8 mile(s)

Indy Lights Series
 March 29, 2014



Section Data for Car 24 - Anderson, Scott (R)

Lap	T/SF to I1	I1 to I2	I2 to I3	I3 to I4	I4 to I5	I5 to I6	I6 to I7	I7 to SF	Lap	PI to PO	PO to SF	SF to PI	
1	T	3.6700	8.0208	8.4093	17.1399	12.1571	11.9378	11.1326	5.0275	77.4950	1310.7633	75.9026	
	S	127.632	66.135	104.511	61.857	93.099	92.068	64.491	117.987	83.618	0.814	76.004	
2	T	3.5324	7.4158	7.7182	15.4821	11.7117	11.6767	10.0991	4.9552	72.5912			
	S	132.604	71.530	113.869	68.481	96.640	94.127	71.091	119.709	89.267			
3	T	3.4785	7.2101	7.6926	15.0130	11.7040	13.8470	9.9941	4.9645	73.9038			
	S	134.658	73.571	114.248	70.621	96.704	79.374	71.838	119.485	87.682			
4	T	3.4737	7.1118	7.6141	14.9426	11.6765	11.3664	10.3661	4.9893	71.5405			
	S	134.844	74.588	115.426	70.953	96.931	96.696	69.260	118.891	90.578			
5	T	3.4467	7.0276	7.5282	14.8309	11.6678	11.3732	9.9021	4.9166	70.6931			
	S	135.901	75.482	116.743	71.488	97.004	96.639	72.505	120.649	91.664			
6	T	3.4499	6.9739	7.5507	14.8773	11.6123	11.3440	9.8180	4.9355	70.5616			
	S	135.775	76.063	116.395	71.265	97.467	96.887	73.126	120.187	91.835			
7	T	3.4333	7.0063	7.5334	14.8291	11.6527	11.3197	9.7660	4.9257	70.4662			
	S	136.431	75.711	116.662	71.496	97.129	97.095	73.516	120.426	91.959			
8	T	3.4552	7.1147	7.5223	14.9766	11.6242	11.4620	9.8590	4.9214	70.9354			
	S	135.566	74.558	116.834	70.792	97.367	95.890	72.822	120.531	91.351			
9	T	3.4174	7.0270	7.5241	15.1821	11.6433	11.2863	9.8352	4.9073	70.8227			
	S	137.066	75.488	116.806	69.834	97.208	97.383	72.998	120.877	91.496			
10	T	3.4283	6.9216	7.5085	14.6704	11.5822	11.1586	9.9447	4.9328	70.1471			67.0819
	S	136.630	76.638	117.049	72.270	97.720	98.497	72.195	120.253	92.377			87.756
11	T			14.8383	16.9991	12.4533	12.2016			389.1981	311.4028	81.3208	
	S			59.229	62.370	90.885	90.078			16.650	3.428	70.940	
12	T	3.5127	7.2888	7.8184	15.3785	11.6562	11.3633	10.3415	4.9963	72.3557			
	S	133.347	72.777	112.410	68.942	97.100	96.723	69.425	118.724	89.558			
13	T	3.4400	6.9224	7.5365	14.6032	11.5519	11.2759	9.7018	4.9254	69.9571			
	S	136.165	76.629	116.614	72.602	97.977	97.473	74.002	120.433	92.628			
14	T	3.4331	6.8107	7.4483	14.5198	11.5392	11.2126	9.8374	4.9207	69.7218			
	S	136.439	77.885	117.995	73.019	98.085	98.023	72.982	120.548	92.941			
15	T	3.4397	6.8327	7.4593	42.0010	11.8667	11.3874	9.6717	4.9077	97.5662			
	S	136.177	77.635	117.821	25.243	95.378	96.518	74.233	120.868	66.416			
16	T	3.4409	6.8404	7.5085	14.6149	11.5196	11.1925	9.8794	4.9246	69.9208			
	S	136.130	77.547	117.049	72.544	98.252	98.199	72.672	120.453	92.676			
17	T	3.4100	6.8151	7.4331	14.6292	11.4399	11.1669	9.6882	4.8990	69.4814			
	S	137.363	77.835	118.236	72.473	98.936	98.424	74.106	121.082	93.262			
18	T	3.4069	6.9112	7.3987	14.5927	11.4739	11.1639	9.8720	4.8952	69.7145			68.5364
	S	137.488	76.753	118.786	72.655	98.643	98.450	72.726	121.176	92.951			85.893

Event: St. Petersburg 100
Track: St Petersburg Street Circuit
Report: Section Data Report
Session: Practice 2

Round 1
1.8 mile(s)

Indy Lights Series
March 29, 2014



Section Data for Car 26 - Veach, Zach

Lap	T/SF to I1	I1 to I2	I2 to I3	I3 to I4	I4 to I5	I5 to I6	I6 to I7	I7 to SF	Lap	PI to PO	PO to SF	SF to PI
1	T	3.5291	7.4979	8.0911	15.4857	11.8653	11.4987	10.1491	4.9442	73.0611		68.6426
	S	132.728	70.747	108.621	68.465	95.389	95.584	70.741	119.975	88.693		84.042
2	T	3.5019	7.3791	7.7147	15.2182	11.6334	11.4720	10.2070	4.8963	72.0226		
	S	133.759	71.886	113.921	69.668	97.290	95.806	70.339	121.149	89.972		
3	T	3.5064	7.3655	7.6473	15.0307	11.5848	11.3809	9.8256	4.9202	71.2614		
	S	133.587	72.019	114.925	70.537	97.699	96.573	73.070	120.561	90.933		
4	T	3.5048	7.1433	7.4939	14.7853	11.6102	11.1885	9.8350	4.9394	70.5004		
	S	133.648	74.259	117.277	71.708	97.485	98.234	73.000	120.092	91.914		
5	T	3.4723	7.0949	7.5212	14.7385	11.4664	11.1862	9.8911	4.8962	70.2668		
	S	134.899	74.766	116.852	71.936	98.707	98.254	72.586	121.151	92.220		
6	T	3.4578	7.0791	7.4478	14.7280	11.5206	11.2452	9.7472	4.9125	70.1382		
	S	135.464	74.932	118.003	71.987	98.243	97.739	73.658	120.749	92.389		
7	T	3.4428	7.0633	7.3809	14.8269	11.5299	11.2658	9.7713	4.8952	70.1761		67.0854
	S	136.055	75.100	119.073	71.507	98.164	97.560	73.476	121.176	92.339		87.751
8	T			7.8208	15.5200	11.5492	11.2930			336.7630	273.9363	65.8305
	S			112.375	68.314	98.000	97.325			19.242	3.896	87.632
9	T	3.4510	7.0594	7.5077	14.7818	11.4890	11.2647	9.6995	4.8801	70.1332		
	S	135.731	75.142	117.062	71.725	98.513	97.569	74.020	121.551	92.396		
10	T	3.4566	7.1295	7.4564	14.7858	11.4933	11.3347	9.7142	4.8934	70.2639		
	S	135.512	74.403	117.867	71.706	98.476	96.967	73.908	121.221	92.224		
11	T	3.4718	7.0970	7.4024	15.0448	11.5781	11.1586	9.7056	4.8964	70.3547		
	S	134.918	74.743	118.727	70.471	97.755	98.497	73.973	121.147	92.105		
12	T	3.4456	7.1398	7.3833	14.9111	11.5767	11.2133	9.7313	4.8759	70.2770		
	S	135.944	74.295	119.034	71.103	97.767	98.017	73.778	121.656	92.207		
13	T	3.4541	7.0715	7.4711	14.8158	11.5200	11.2095	9.7547	4.8948	70.1915		66.9761
	S	135.610	75.013	117.635	71.561	98.248	98.050	73.601	121.186	92.319		87.894
14	T			7.7714	15.7290	11.6969	11.2455			348.6984	285.7232	66.0851
	S			113.089	67.406	96.762	97.736			18.583	3.736	87.294
15	T	3.4373	7.0613	7.3948	14.6259	11.4931	11.1649	9.6620	4.8820	69.7213		
	S	136.272	75.121	118.849	72.490	98.478	98.442	74.307	121.504	92.941		
16	T	3.4666	7.1222	7.4000	14.7269	11.5866	11.1140	9.8480	4.8822	70.1465		
	S	135.121	74.479	118.765	71.993	97.683	98.892	72.904	121.499	92.378		
17	T	3.4639	7.1420	7.4727	14.8460	11.5082	11.4192	10.7317	4.9295	71.5132		66.9908
	S	135.226	74.273	117.610	71.415	98.349	96.249	66.900	120.333	90.613		87.875
18	T			8.4315	16.5890	13.3422	19.1744			215.1506	140.4035	83.3618
	S			104.236	63.911	84.830	57.321			30.118	7.602	69.203
19	T	6.0937	8.4080	7.9810	14.7921	11.5231	11.2462	13.2311	6.5224	79.7976		
	S	76.868	63.089	110.119	71.675	98.222	97.730	54.263	90.945	81.205		

Event: St. Petersburg 100
Track: St Petersburg Street Circuit
Report: Section Data Report
Session: Practice 2

Round 1
1.8 mile(s)

Indy Lights Series
March 29, 2014



Section Data for Car 26 - Veach, Zach

Lap	T/SF to I1	I1 to I2	I2 to I3	I3 to I4	I4 to I5	I5 to I6	I6 to I7	I7 to SF	Lap	PI to PO	PO to SF	SF to PI
20	T	3.4494	7.0031	7.3067	14.5696	11.3394	11.0672	9.6233	4.8847	69.2434		
	S	135.794	75.746	120.282	72.770	99.813	99.311	74.606	121.437	93.583		
21	T	3.4289	6.8665	7.2630	14.3780	11.3519	11.0148	9.6316	4.8489	68.7836		
	S	136.606	77.253	121.006	73.740	99.703	99.783	74.542	122.333	94.209		
22	T	3.4294	6.9182	7.2669	14.3767	11.3664	10.9500	9.5548	4.8443	68.7067		
	S	136.586	76.675	120.941	73.746	99.576	100.374	75.141	122.449	94.314		
23	T	3.4297	6.8576	7.2658	14.5293	11.4251	11.1841	9.6833	4.8762	69.2511		
	S	136.574	77.353	120.959	72.972	99.064	98.273	74.144	121.648	93.573		
24	T	3.4298	6.8025	7.3338	15.0096	14.3902	11.7940	9.6499	4.8634	73.2732		
	S	136.570	77.979	119.837	70.637	78.652	93.191	74.400	121.969	88.436		
25	T	3.4241	6.9165	7.3158	14.4479	11.3980	11.1361	9.7167	4.8915	69.2466		
	S	136.798	76.694	120.132	73.383	99.300	98.696	73.889	121.268	93.579		
26	T	3.4286	6.8865	7.3305	14.7028	11.4251	11.0226	9.6942	4.8938	69.3841		
	S	136.618	77.028	119.891	72.111	99.064	99.712	74.060	121.211	93.393		
27	T	3.3899	6.9342	7.3062	14.4218	11.4279	11.1323	9.6415	4.8570	69.1108		66.5563
	S	138.178	76.498	120.290	73.516	99.040	98.730	74.465	122.129	93.762		88.449

Event: St. Petersburg 100
Track: St Petersburg Street Circuit
Report: Section Data Report
Session: Practice 2

Round 1
1.8 mile(s)

Indy Lights Series
March 29, 2014



Section Data for Car 28 - Read, Lloyd (R)

Lap	T/SF to I1	I1 to I2	I2 to I3	I3 to I4	I4 to I5	I5 to I6	I6 to I7	I7 to SF	Lap	PI to PO	PO to SF	SF to PI
1	T			9.8239	17.8249	13.8029	13.3199			242.9539	169.9445	75.8719
	S			89.462	59.480	81.999	82.515			26.672	6.281	76.034
2	T	3.6717	7.8382	8.8694	16.8126	13.0192	12.7473	10.6734	5.0595	78.6913		
	S	127.573	67.676	99.089	63.061	86.935	86.221	67.266	117.241	82.347		
3	T	3.5686	7.5984	8.5370	16.0901	12.2394	11.9225	10.4142	5.0338	75.4040		
	S	131.259	69.811	102.948	65.893	92.473	92.186	68.940	117.840	85.937		
4	T	3.5382	7.3882	8.2050	16.6687	12.1764	11.9980	10.1149	5.0012	75.0906		
	S	132.386	71.798	107.113	63.606	92.952	91.606	70.980	118.608	86.296		
5	T	3.5401	7.2864	7.9616	15.4196	11.8826	11.5405	9.9808	5.0009	72.6125		
	S	132.315	72.801	110.388	68.758	95.250	95.238	71.934	118.615	89.241		
6	T	3.5151	7.1399	7.8975	15.0891	11.7333	11.5831	9.8965	4.9853	71.8398		
	S	133.256	74.294	111.284	70.264	96.462	94.887	72.546	118.986	90.201		
7	T	3.5178	7.0743	7.7368	15.2151	11.7377	11.3862	9.9200	5.0161	71.6040		
	S	133.154	74.983	113.595	69.683	96.426	96.528	72.374	118.256	90.498		
8	T	3.4957	7.1547	7.7047	15.1404	11.6928	11.6295	9.8742	4.9897	71.6817		67.3510
	S	133.996	74.141	114.069	70.026	96.796	94.509	72.710	118.881	90.400		87.405
9	T			10.2018	17.5580	13.4766	14.6028			303.1466	232.0165	76.0589
	S			86.148	60.384	83.984	75.266			21.376	4.600	75.847
10	T	3.6556	7.6090	8.1331	15.3378	12.0542	11.5319	10.4301	5.0319	73.7836		
	S	128.135	69.714	108.060	69.125	93.894	95.309	68.835	117.884	87.824		
11	T	3.5003	7.2058	7.6461	15.0120	11.7230	11.4338	9.8273	4.9848	71.3331		
	S	133.820	73.615	114.943	70.625	96.547	96.126	73.057	118.998	90.841		
12	T	3.5131	7.0011	7.6088	14.8524	11.7029	11.3381	9.7399	4.9690	70.7253		
	S	133.332	75.767	115.506	71.384	96.713	96.938	73.713	119.376	91.622		
13	T	3.5007	6.9897	7.5828	14.8131	11.7021	11.3031	9.8033	4.9824	70.6772		
	S	133.804	75.891	115.902	71.574	96.719	97.238	73.236	119.055	91.684		
14	T	3.4951	6.9876	7.6806	16.6374	11.9868	11.4546	10.1644	4.9204	73.3269		
	S	134.019	75.914	114.426	63.726	94.422	95.952	70.634	120.556	88.371		
15	T	3.4979	7.1757	7.7237	14.8049	11.6859	11.4291	9.7187	4.9566	70.9925		
	S	133.912	73.924	113.788	71.613	96.853	96.166	73.874	119.675	91.277		
16	T	3.5049	7.0176	7.6263	14.9192	11.8025	11.4114	9.7861	4.9671	71.0351		67.4638
	S	133.644	75.589	115.241	71.065	95.896	96.315	73.365	119.422	91.223		87.259
17	T			8.2304	15.7732	11.8765	12.3767			273.0151	208.4528	68.2912
	S			106.783	67.217	95.299	88.803			23.735	5.121	84.474
18	T	3.5445	7.1944	7.6853	14.9641	11.6104	12.2220	9.9396	4.9712	72.1315		
	S	132.151	73.732	114.356	70.851	97.483	89.927	72.232	119.324	89.836		
19	T	3.4825	7.0527	7.5322	14.6801	11.5711	11.3384	9.8072	4.9687	70.4329		
	S	134.504	75.213	116.681	72.222	97.814	96.935	73.207	119.384	92.002		

Event: St. Petersburg 100
Track: St Petersburg Street Circuit
Report: Section Data Report
Session: Practice 2

Round 1
1.8 mile(s)

Indy Lights Series
March 29, 2014



Section Data for Car 28 - Read, Lloyd (R)

Lap	T/SF to I1	I1 to I2	I2 to I3	I3 to I4	I4 to I5	I5 to I6	I6 to I7	I7 to SF	Lap	PI to PO	PO to SF	SF to PI
20	T	3.4806	6.9795	7.6267	14.6963	11.5656	11.3400	9.9385	4.9307	70.5579		
	S	134.577	76.002	115.235	72.142	97.861	96.922	72.240	120.304	91.839		
21	T	3.4837	7.0433	7.6213	14.7595	11.5736	11.2997	9.9565	4.8943	70.6319		
	S	134.457	75.313	115.317	71.834	97.793	97.267	72.109	121.198	91.743		
22	T	3.4582	7.1038	7.6786	14.7033	11.5796	11.2758	9.8530	4.9082	70.5605		
	S	135.449	74.672	114.456	72.108	97.742	97.473	72.867	120.855	91.836		
23	T	3.4794	7.0730	7.5369	14.8361	11.5648	11.2493	9.8986	4.9329	70.5710		
	S	134.624	74.997	116.608	71.463	97.868	97.703	72.531	120.250	91.822		
24	T	3.4416	7.0603	7.6187	15.3269	12.0511	11.7321	9.8396	4.9281	71.9984		
	S	136.102	75.132	115.356	69.174	93.918	93.682	72.966	120.367	90.002		
25	T	3.7400	7.0533	7.6013	14.8798	11.7790	11.4514	10.7052	5.1345	72.3445		
	S	125.243	75.207	115.620	71.253	96.088	95.979	67.066	115.529	89.571		
26	T	3.4640	7.0523	7.5297	14.8481	11.6039	11.3183	9.9269	4.9438	70.6870		
	S	135.222	75.217	116.720	71.405	97.538	97.107	72.324	119.985	91.672		
27	T	3.4730	7.1171	7.5728	14.8977	11.5470	11.2740	10.0717	4.9134	70.8667		68.1415
	S	134.872	74.532	116.055	71.167	98.018	97.489	71.284	120.727	91.439		86.391

Event: St. Petersburg 100
 Track: St Petersburg Street Circuit
 Report: Section Data Report
 Session: Practice 2

Round 1
 1.8 mile(s)

Indy Lights Series
 March 29, 2014



Section Data for Car 4 - Baron, Alex (R)

Lap	T/SF to I1	I1 to I2	I2 to I3	I3 to I4	I4 to I5	I5 to I6	I6 to I7	I7 to SF	Lap	PI to PO	PO to SF	SF to PI
1	T	4.1144	8.2672	8.6188	16.3864	12.8506	11.8247	10.5650	5.1078	77.7349		80.4209
	S	113.846	64.164	101.971	64.702	88.075	92.949	67.956	116.133	83.360		71.733
2	T	3.5657	7.5636	7.9520	15.2258	11.7284	11.3523	10.4587	4.9251	72.7716		
	S	131.365	70.133	110.521	69.634	96.502	96.817	68.647	120.441	89.046		
3	T	5.0066	8.0043	7.7855	15.0488	11.6862	11.4554	9.7982	5.6712	74.4562		
	S	93.558	66.271	112.885	70.453	96.851	95.945	73.274	104.595	87.031		
4	T	3.4893	7.1338	7.6375	14.9330	11.7148	11.3630	9.7949	4.9138	70.9801		
	S	134.242	74.358	115.072	70.999	96.614	96.725	73.299	120.718	91.293		
5	T	3.4732	7.1059	7.6538	14.8378	11.6590	11.4113	9.8356	4.9327	70.9093		67.0995
	S	134.864	74.650	114.827	71.454	97.077	96.316	72.996	120.255	91.384		87.733
6	T			9.0197	15.6139	11.7562	11.4926			377.7557	309.6261	71.7903
	S			97.438	67.903	96.274	95.635			17.154	3.447	80.357
7	T	3.4880	7.1736	7.5142	14.7665	11.5983	11.2791	9.7312	4.8880	70.4389		
	S	134.292	73.945	116.960	71.799	97.585	97.445	73.779	121.355	91.995		
8	T	3.4596	7.0147	7.5229	14.6325	11.7091	11.2448	9.6646	4.8603	70.1085		
	S	135.394	75.620	116.825	72.457	96.661	97.742	74.287	122.046	92.428		
9	T	3.4005	6.9399	7.4854	14.7198	11.5768	11.2082	9.7324	4.8805	69.9435		
	S	137.747	76.435	117.410	72.027	97.766	98.061	73.770	121.541	92.646		
10	T	3.4043	6.9139	7.4387	14.6476	11.5756	11.2385	9.6442	4.8600	69.7228		
	S	137.593	76.723	118.147	72.382	97.776	97.797	74.444	122.054	92.939		
11	T	3.3934	6.8860	7.4045	14.6579	11.5310	11.3211	9.6820	4.8765	69.7524		66.6051
	S	138.035	77.034	118.693	72.331	98.154	97.083	74.154	121.641	92.900		88.384
12	T			7.7097	15.2378	11.5883	11.2880			294.8830	231.5629	66.4539
	S			113.995	69.579	97.669	97.368			21.975	4.609	86.810
13	T	3.4327	7.0436	7.5169	14.8448	11.5508	11.2105	9.6812	4.8638	70.1443		
	S	136.455	75.310	116.918	71.421	97.986	98.041	74.160	121.959	92.381		
14	T	3.4141	7.0201	7.5367	14.9609	11.7135	15.9457	9.9368	4.8544	75.3822		
	S	137.198	75.562	116.611	70.867	96.625	68.927	72.252	122.195	85.962		
15	T	3.3874	8.1564	7.6735	14.8143	11.5568	11.1712	11.2747	4.8649	72.8992		
	S	138.280	65.035	114.532	71.568	97.935	98.386	63.678	121.931	88.890		
16	T	3.4266	6.9180	7.4646	14.7693	11.6001	11.1845	9.7175	4.8784	69.9590		
	S	136.698	76.677	117.738	71.786	97.570	98.269	73.883	121.594	92.626		
17	T	3.4005	6.9098	7.4235	14.8295	11.6015	11.1624	9.7856	4.8727	69.9855		
	S	137.747	76.768	118.389	71.494	97.558	98.464	73.368	121.736	92.591		
18	T	3.4305	6.9068	7.4239	14.8783	11.5456	11.1881	9.6877	4.8730	69.9339		
	S	136.543	76.802	118.383	71.260	98.030	98.237	74.110	121.728	92.659		
19	T	3.3988	6.8548	7.4064	14.8008	11.5975	11.1118	9.7220	4.8849	69.7770		
	S	137.816	77.384	118.663	71.633	97.592	98.912	73.848	121.432	92.867		

Event: St. Petersburg 100
 Track: St Petersburg Street Circuit
 Report: Section Data Report
 Session: Practice 2

Round 1
 1.8 mile(s)

Indy Lights Series
 March 29, 2014



Section Data for Car 4 - Baron, Alex (R)

Lap	T/SF to I1	I1 to I2	I2 to I3	I3 to I4	I4 to I5	I5 to I6	I6 to I7	I7 to SF	Lap	PI to PO	PO to SF	SF to PI
20	T	3.3994	6.9400	7.3974	15.0724	11.6720	11.1720	9.9147	4.8584	70.4263		
	S	137.792	76.434	118.807	70.342	96.969	98.379	72.413	122.094	92.011		
21	T	3.3874	7.2576	7.4480	14.7580	11.5643	11.1863	9.7211	4.8611	70.1838		68.1800
	S	138.280	73.090	118.000	71.841	97.872	98.253	73.855	122.026	92.329		86.342

Event: St. Petersburg 100
Track: St Petersburg Street Circuit
Report: Section Data Report
Session: Practice 2

Round 1
1.8 mile(s)

Indy Lights Series
March 29, 2014



Section Data for Car 42 - Harvey, Jack (R)

Lap	T/SF to I1	I1 to I2	I2 to I3	I3 to I4	I4 to I5	I5 to I6	I6 to I7	I7 to SF	Lap	PI to PO	PO to SF	SF to PI
1	T	4.1236	8.6395	8.7372	16.2143	12.0449	11.7012	11.2033	5.3699	78.0339		85.5222
	S	113.592	61.399	100.589	65.388	93.967	93.930	64.084	110.464	83.041		67.455
2	T	3.5167	7.3744	7.9037	15.0280	11.7569	11.2614	10.0268	4.9017	71.7696		
	S	133.196	71.932	111.196	70.550	96.268	97.598	71.604	121.016	90.289		
3	T	3.4447	7.0627	7.7590	14.8422	11.7526	11.2463	9.9256	4.8970	70.9301		
	S	135.980	75.106	113.270	71.433	96.304	97.729	72.334	121.132	91.358		
4	T	3.4020	7.0713	7.5567	14.7515	11.6355	11.2690	9.7977	4.8884	70.3721		
	S	137.686	75.015	116.303	71.873	97.273	97.532	73.278	121.345	92.082		
5	T	3.4327	7.1172	7.5191	207.8323	12.4440	12.3076	9.8138	4.9064	265.3731		263.0810
	S	136.455	74.531	116.884	5.101	90.953	89.302	73.158	120.900	24.418		22.376
6	T			12.5474	16.1371	11.8903	11.5406			327.4605	254.6419	75.1014
	S			70.043	65.701	95.188	95.237			19.789	4.192	76.814
7	T	3.4191	7.1751	7.5721	14.7160	11.6883	11.2685	9.8182	4.8927	70.5500		
	S	136.998	73.930	116.066	72.046	96.833	97.537	73.125	121.238	91.850		
8	T	3.4605	7.1222	7.5161	14.6094	11.6411	11.1288	9.8367	4.9120	70.2268		
	S	135.359	74.479	116.931	72.572	97.226	98.761	72.987	120.762	92.272		
9	T	3.4167	6.9699	7.4685	14.6278	11.5752	11.1308	9.7317	4.8849	69.8055		
	S	137.094	76.106	117.676	72.480	97.780	98.743	73.775	121.432	92.829		
10	T	3.4151	6.9460	7.4158	14.6196	11.5832	11.1199	9.7919	4.8834	69.7749		
	S	137.158	76.368	118.512	72.521	97.712	98.840	73.321	121.469	92.870		
11	T	3.4166	7.0653	7.4581	14.6358	11.5149	11.2111	9.8185	4.8970	70.0173		
	S	137.098	75.079	117.840	72.441	98.292	98.036	73.123	121.132	92.549		
12	T	3.4523	7.1294	7.5001	14.6384	11.6067	11.1568	9.8647	4.8689	70.2173		66.8948
	S	135.680	74.404	117.180	72.428	97.514	98.513	72.780	121.831	92.285		88.001
13	T			8.2032	15.1970	11.6833	11.2469			243.9753	180.2308	66.8849
	S			107.137	69.766	96.875	97.724			26.560	5.922	86.251
14	T	3.4405	7.0055	7.4378	14.5198	11.5430	11.1167	9.6668	4.8847	69.6148		
	S	136.146	75.720	118.162	73.019	98.052	98.868	74.270	121.437	93.084		
15	T	3.4138	6.9752	7.3959	14.6209	11.5883	11.1227	9.7189	4.8742	69.7099		
	S	137.210	76.049	118.831	72.515	97.669	98.815	73.872	121.698	92.957		
16	T	3.4100	6.9718	7.4063	14.6092	11.5248	11.1426	9.7735	4.8733	69.7115		
	S	137.363	76.086	118.664	72.573	98.207	98.639	73.459	121.721	92.955		
17	T	3.3993	6.9402	7.3887	14.6504	11.5830	11.1659	9.8094	4.8839	69.8208		
	S	137.796	76.432	118.947	72.368	97.714	98.433	73.190	121.457	92.809		
18	T	3.3883	6.9280	7.4120	14.9634	11.6908	11.1733	9.7659	4.8675	70.1892		
	S	138.243	76.567	118.573	70.855	96.813	98.368	73.516	121.866	92.322		
19	T	3.3881	7.0565	7.4047	14.6165	11.5846	11.1597	9.7715	4.8590	69.8406		69.3783
	S	138.251	75.172	118.690	72.536	97.700	98.487	73.474	122.079	92.783		84.851

Event: St. Petersburg 100
 Track: St Petersburg Street Circuit
 Report: Section Data Report
 Session: Practice 2

Round 1
 1.8 mile(s)

Indy Lights Series
 March 29, 2014



Section Data for Car 5 - Chaves, Gabby

Lap	T/SF to I1	I1 to I2	I2 to I3	I3 to I4	I4 to I5	I5 to I6	I6 to I7	I7 to SF	Lap	PI to PO	PO to SF	SF to PI
1	T	3.5229	7.4656	7.8443	15.3706	11.5833	11.4868	10.2119	4.9380	72.4234		72.8596
	S	132.961	71.053	112.039	68.978	97.711	95.683	70.306	120.126	89.474		79.178
2	T	3.4527	7.1343	7.6037	14.7324	11.4572	11.2180	9.8628	4.8630	70.3241		
	S	135.665	74.353	115.584	71.966	98.787	97.976	72.794	121.979	92.145		
3	T	3.4369	7.1204	7.4405	14.6361	11.3779	11.1194	9.8133	4.8657	69.8102		
	S	136.288	74.498	118.119	72.439	99.475	98.844	73.161	121.911	92.823		
4	T	3.4103	7.0275	7.4088	14.4506	11.3955	11.1254	9.9475	4.8609	69.6265		
	S	137.351	75.483	118.624	73.369	99.322	98.791	72.174	122.031	93.068		
5	T	3.4341	7.0545	7.4412	14.5236	11.4369	11.1788	9.7779	4.9073	69.7543		
	S	136.399	75.194	118.108	73.000	98.962	98.319	73.426	120.877	92.897		
6	T	3.4177	7.0553	7.3939	14.4657	11.3765	11.0987	9.9288	4.8655	69.6021		
	S	137.054	75.185	118.863	73.292	99.487	99.029	72.310	121.916	93.101		
7	T	3.4133	7.0184	7.3787	14.4771	11.3757	11.1350	9.8493	4.8587	69.5062		
	S	137.231	75.581	119.108	73.235	99.494	98.706	72.894	122.087	93.229		
8	T	3.4054	6.9813	7.3781	14.5379	11.4434	11.1585	9.7512	4.8674	69.5232		
	S	137.549	75.982	119.118	72.929	98.906	98.498	73.627	121.868	93.206		
9	T	3.4154	6.9943	7.4358	14.6964	14.8991	12.1726	9.7961	4.8694	74.2791		
	S	137.146	75.841	118.194	72.142	75.966	90.292	73.290	121.818	87.239		
10	T	3.4106	6.9599	7.3668	14.4867	11.4589	11.1534	9.7490	4.8655	69.4508		
	S	137.339	76.216	119.301	73.186	98.772	98.543	73.644	121.916	93.303		
11	T	3.4039	7.0266	7.3497	14.6441	11.7190	12.7391	9.8165	4.8608	71.5597		69.5912
	S	137.610	75.492	119.578	72.400	96.580	86.277	73.138	122.034	90.554		84.591
12	T			10.4992	16.4184	11.8737	11.7053			790.6124	718.4230	74.4612
	S			83.708	64.576	95.321	93.897			8.196	1.486	77.475
13	T	3.4533	7.0784	7.5163	14.5071	11.4427	11.0913	10.0660	4.9146	70.0697		
	S	135.641	74.940	116.928	73.083	98.912	99.095	71.325	120.698	92.479		
14	T	3.4006	6.8668	7.4025	14.3157	11.4241	11.0278	9.5542	4.8407	68.8324		
	S	137.743	77.249	118.725	74.060	99.073	99.665	75.145	122.541	94.142		
15	T	3.4031	6.9127	7.3657	14.3275	11.3234	11.0099	9.6585	4.8491	68.8499		
	S	137.642	76.736	119.318	73.999	99.954	99.828	74.334	122.328	94.118		
16	T	3.4024	6.8401	7.3265	14.2312	11.2551	10.9812	9.5680	4.8484	68.4529		
	S	137.670	77.551	119.957	74.500	100.560	100.088	75.037	122.346	94.664		
17	T	3.3939	6.8766	7.3595	14.3211	11.4556	10.9836	9.6442	4.8409	68.8754		
	S	138.015	77.139	119.419	74.033	98.800	100.067	74.444	122.535	94.083		
18	T	3.3854	6.8828	7.3628	14.3516	11.3981	11.0638	9.6076	4.8393	68.8914		
	S	138.362	77.070	119.365	73.875	99.299	99.341	74.728	122.576	94.061		
19	T	3.3837	6.8421	7.3706	14.4506	11.3724	12.2902	9.7287	4.8361	70.2744		69.3527
	S	138.431	77.528	119.239	73.369	99.523	89.428	73.798	122.657	92.210		84.882

Event: St. Petersburg 100
Track: St Petersburg Street Circuit
Report: Section Data Report
Session: Practice 2

Round 1
1.8 mile(s)

Indy Lights Series
March 29, 2014



Section Data for Car 7 - Razia, Luiz (R)

Lap	T/SF to I1	I1 to I2	I2 to I3	I3 to I4	I4 to I5	I5 to I6	I6 to I7	I7 to SF	Lap	PI to PO	PO to SF	SF to PI
1	T	3.7948	8.0602	8.2697	16.6042	12.0492	11.8045	10.7285	5.0848	76.3959		84.5927
	S	123.434	65.812	106.275	63.853	93.933	93.108	66.920	116.658	84.821		68.196
2	T	3.5517	7.4299	7.7785	15.3872	11.6143	11.2860	9.8793	4.8886	71.8155		
	S	131.883	71.395	112.986	68.903	97.450	97.385	72.673	121.340	90.231		
3	T	3.4985	7.2061	7.5861	14.8515	11.4635	11.7157	9.8444	4.8691	71.0349		
	S	133.889	73.612	115.852	71.389	98.732	93.814	72.930	121.826	91.223		
4	T	3.4645	7.1381	7.4766	14.7120	11.4281	11.1430	9.6804	4.8623	69.9050		
	S	135.203	74.313	117.549	72.065	99.038	98.635	74.166	121.996	92.697		
5	T	3.4305	6.9799	7.4658	14.5552	13.5162	11.8843	9.7025	4.8592	72.3936		70.7445
	S	136.543	75.997	117.719	72.842	83.738	92.483	73.997	122.074	89.511		83.212
6	T			9.9489	18.9903	12.1682	12.9084			297.5633	225.1046	74.8646
	S			88.338	55.830	93.014	85.145			21.777	4.742	77.057
7	T	3.5526	7.5814	8.2554	16.0520	11.7402	11.3036	10.3282	4.9903	73.8037		
	S	131.850	69.968	106.459	66.050	96.405	97.234	69.514	118.867	87.800		
8	T	3.4482	7.0522	7.4817	14.6381	11.5248	11.1246	9.6792	4.8788	69.8276		
	S	135.842	75.218	117.468	72.429	98.207	98.798	74.175	121.584	92.800		
9	T	3.4120	8.9207	8.3515	16.5143	11.9404	11.2991	9.7607	4.8742	75.0729		
	S	137.283	59.463	105.234	64.201	94.789	97.272	73.556	121.698	86.316		
10	T	3.4496	7.0972	7.4671	14.6991	11.4457	11.1655	9.7155	4.8801	69.9198		
	S	135.786	74.741	117.698	72.129	98.886	98.436	73.898	121.551	92.678		
11	T	3.4488	7.9232	8.6349	16.5148	11.9734	11.1759	9.6361	4.8412	74.1483		
	S	135.818	66.950	101.780	64.199	94.528	98.345	74.507	122.528	87.392		
12	T	3.4481	8.3485	8.9670	17.3326	12.7947	11.4012	9.7339	4.8682	76.8942		
	S	135.846	63.539	98.011	61.170	88.460	96.401	73.758	121.848	84.272		
13	T	3.4479	7.0919	7.4440	14.6800	11.4492	11.2036	9.7923	4.8818	69.9907		
	S	135.853	74.797	118.063	72.223	98.856	98.102	73.318	121.509	92.584		
14	T	3.4147	8.5124	8.6253	18.5363	13.1020	11.6423	9.7338	4.8616	78.4284		
	S	137.174	62.316	101.894	57.197	86.385	94.405	73.759	122.014	82.623		
15	T	3.4768	7.1306	7.4336	14.5618	11.4388	11.1033	9.7294	4.8481	69.7224		
	S	134.724	74.391	118.229	72.809	98.946	98.988	73.792	122.353	92.940		
16	T	3.4138	6.9959	7.3817	14.6259	11.4891	11.1793	9.7201	4.8601	69.6659		
	S	137.210	75.824	119.060	72.490	98.512	98.315	73.863	122.051	93.015		
17	T	3.5438	7.7990	7.9899	15.6607	11.5829	11.6395	9.7527	4.8587	72.8272		70.1325
	S	132.177	68.016	109.997	67.700	97.715	94.428	73.616	122.087	88.978		83.939
18	T			7.7617	18.2380	12.0906	11.7361			329.3289	262.4788	69.5848
	S			113.231	58.133	93.611	93.650			19.676	4.067	82.904
19	T	3.4449	6.9913	7.5381	14.6727	11.4806	11.1203	9.7636	4.8878	69.8993		
	S	135.972	75.874	116.590	72.258	98.585	98.836	73.534	121.360	92.705		

Event: St. Petersburg 100
 Track: St Petersburg Street Circuit
 Report: Section Data Report
 Session: Practice 2

Round 1
 1.8 mile(s)

Indy Lights Series
 March 29, 2014



Section Data for Car 7 - Razia, Luiz (R)

Lap	T/SF to I1	I1 to I2	I2 to I3	I3 to I4	I4 to I5	I5 to I6	I6 to I7	I7 to SF	Lap	PI to PO	PO to SF	SF to PI
20	T	3.4288	7.0480	7.4820	14.6102	11.4914	11.0809	9.7485	4.8719	69.7617		
	S	136.610	75.263	117.464	72.568	98.493	99.188	73.648	121.756	92.888		
21	T	3.4066	7.0115	7.4415	14.5921	11.4437	11.0881	9.8180	4.8751	69.6766		68.7315
	S	137.500	75.655	118.103	72.658	98.903	99.123	73.126	121.676	93.001		85.649

Event: St. Petersburg 100
Track: St Petersburg Street Circuit
Report: Section Data Report
Session: Practice 2

Round 1
1.8 mile(s)

Indy Lights Series
March 29, 2014



Section Data for Car 77 - Piedrahita, Juan (R)

Lap	T/SF to I1	I1 to I2	I2 to I3	I3 to I4	I4 to I5	I5 to I6	I6 to I7	I7 to SF	Lap	PI to PO	PO to SF	SF to PI
1	T	3.9558	8.2185	8.4510	16.0796	12.2106	11.9863	11.4712	5.5419	77.9149		82.7814
	S	118.411	64.544	103.995	65.936	92.691	91.696	62.588	107.036	83.168		69.688
2	T	3.5142	7.5184	7.8707	15.3262	11.9379	11.5848	10.2218	4.9924	72.9664		
	S	133.290	70.554	111.663	69.177	94.809	94.874	70.238	118.817	88.808		
3	T	3.4614	7.2442	7.6447	15.1162	11.8226	11.4117	9.9419	4.9486	71.5913		
	S	135.324	73.225	114.964	70.138	95.733	96.313	72.215	119.869	90.514		
4	T	3.4740	7.2562	7.5457	14.7897	11.8329	11.4284	9.9147	4.9597	71.2013		
	S	134.833	73.104	116.472	71.687	95.650	96.172	72.413	119.600	91.010		
5	T	3.4641	7.2365	7.5091	14.8063	11.9036	11.3090	9.8834	4.9323	71.0443		
	S	135.218	73.303	117.040	71.606	95.082	97.187	72.642	120.265	91.211		
6	T	3.4403	7.2533	7.4958	14.7116	11.7014	11.3138	9.7990	4.9264	70.6416		
	S	136.154	73.133	117.247	72.067	96.725	97.146	73.268	120.409	91.731		
7	T	3.4404	7.1307	7.4745	14.7509	11.7229	11.2713	9.8305	4.9331	70.5543		
	S	136.150	74.390	117.582	71.875	96.548	97.512	73.033	120.245	91.844		
8	T	3.4392	7.0602	7.4867	14.7815	11.7167	11.3405	9.7706	4.9184	70.5138		
	S	136.197	75.133	117.390	71.727	96.599	96.917	73.481	120.605	91.897		
9	T	3.4471	7.0621	7.5154	14.8723	11.7970	11.3243	9.7835	4.9342	70.7359		68.1756
	S	135.885	75.113	116.942	71.289	95.941	97.056	73.384	120.218	91.608		86.348
10	T			8.6369	16.1289	11.9835	11.6151			362.9048	295.6787	70.0614
	S			101.757	65.735	94.448	94.626			17.856	3.610	82.340
11	T	3.4673	7.3959	7.6269	14.8881	11.7443	11.3463	10.0405	4.9522	71.4615		
	S	135.093	71.723	115.232	71.213	96.372	96.868	71.506	119.781	90.678		
12	T	3.4346	7.0945	7.4522	14.7937	11.6711	11.3183	9.8731	4.9260	70.5635		
	S	136.380	74.770	117.933	71.667	96.976	97.107	72.718	120.419	91.832		
13	T	3.4452	7.0882	7.5032	14.6677	11.7260	11.2675	9.8073	4.9626	70.4677		
	S	135.960	74.836	117.132	72.283	96.522	97.545	73.206	119.530	91.957		
14	T	3.4290	6.9971	7.4738	14.5873	11.6684	11.3075	9.6982	4.9265	70.0878		
	S	136.602	75.811	117.593	72.682	96.999	97.200	74.030	120.406	92.455		
15	T	3.4260	6.9889	7.4553	14.6887	11.6215	11.2646	9.8562	4.9255	70.2267		
	S	136.722	75.900	117.884	72.180	97.390	97.570	72.843	120.431	92.273		
16	T	3.4336	6.9582	7.5061	14.6488	11.6590	11.3950	9.8234	4.9346	70.3587		68.0138
	S	136.419	76.234	117.087	72.376	97.077	96.454	73.086	120.209	92.099		86.553
17	T			8.3738	15.3883	11.7855	11.4112			340.0892	274.4462	67.9391
	S			104.954	68.898	96.035	96.317			19.054	3.889	84.912
18	T	3.4496	7.1018	7.5077	14.5127	11.6743	11.2167	9.7873	4.9219	70.1720		
	S	135.786	74.693	117.062	73.055	96.950	97.987	73.356	120.519	92.345		
19	T	3.4208	6.9730	7.4545	14.6494	11.6107	11.3025	9.7565	4.9260	70.0934		
	S	136.930	76.073	117.897	72.373	97.481	97.243	73.587	120.419	92.448		

Event: St. Petersburg 100
 Track: St Petersburg Street Circuit
 Report: Section Data Report
 Session: Practice 2

Round 1
 1.8 mile(s)

Indy Lights Series
 March 29, 2014



Section Data for Car 77 - Piedrahita, Juan (R)

Lap	T/SF to I1	I1 to I2	I2 to I3	I3 to I4	I4 to I5	I5 to I6	I6 to I7	I7 to SF	Lap	PI to PO	PO to SF	SF to PI
20	T	3.4236	7.0206	7.4608	14.6165	11.6049	11.2561	9.7512	4.9111	70.0448		
	S	136.818	75.557	117.798	72.536	97.529	97.644	73.627	120.784	92.512		
21	T	3.4283	7.0243	7.4435	14.5701	11.5465	11.4120	9.7256	4.9121	70.0624		
	S	136.630	75.517	118.071	72.767	98.023	96.310	73.821	120.759	92.489		
22	T	3.4910	7.0782	7.5318	14.9752	12.0311	11.6612	9.8993	4.9700	71.6378		69.3330
	S	134.176	74.942	116.687	70.799	94.074	94.252	72.526	119.352	90.455		84.906
23	T			8.0689	15.2713	11.7133	11.4125			309.6547	245.3015	66.5135
	S			108.920	69.426	96.627	96.306			20.927	4.351	86.732
24	T	3.4535	7.0914	7.5190	14.6803	11.6720	11.3114	9.7995	4.9253	70.4524		68.7264
	S	135.633	74.803	116.886	72.221	96.969	97.167	73.264	120.436	91.977		85.656

Event: St. Petersburg 100
Track: St Petersburg Street Circuit
Report: Section Data Report
Session: Practice 2

Round 1
1.8 mile(s)

Indy Lights Series
March 29, 2014








Section Data for Car 83 - Brabham, Matthew (R)

Lap	T/SF to I1	I1 to I2	I2 to I3	I3 to I4	I4 to I5	I5 to I6	I6 to I7	I7 to SF	Lap	PI to PO	PO to SF	SF to PI
1	T	3.5600	7.6343	8.0184	15.3064	11.7441	11.5379	10.2068	4.9474	72.9553		71.2797
	S	131.576	69.483	109.606	69.267	96.373	95.259	70.341	119.898	88.822		80.933
2	T	3.5089	7.3502	7.5507	14.8665	11.5895	11.2380	10.1077	4.9035	71.1150		
	S	133.492	72.169	116.395	71.317	97.659	97.801	71.030	120.971	91.120		
3	T	3.4643	7.2262	7.4156	14.9094	11.5395	11.2202	10.0368	4.9260	70.7380		
	S	135.210	73.407	118.516	71.111	98.082	97.956	71.532	120.419	91.606		
4	T	3.4840	7.1011	7.4356	14.5981	11.5334	11.2199	9.9421	4.9322	70.2464		
	S	134.446	74.700	118.197	72.628	98.134	97.959	72.214	120.267	92.247		
5	T	3.4407	8.4951	7.5966	14.7920	11.5408	11.1853	9.9267	4.9193	71.8965		69.0982
	S	136.138	62.442	115.692	71.676	98.071	98.262	72.326	120.583	90.130		85.195
6	T			8.0380	15.2514	11.6840	11.2658			515.0431	450.3936	67.2400
	S			109.339	69.517	96.869	97.560			12.581	2.370	85.795
7	T	3.4812	7.0819	7.3750	14.5273	11.5507	11.1075	9.7354	4.9028	69.7618		
	S	134.554	74.903	119.168	72.982	97.987	98.950	73.747	120.988	92.888		
8	T	3.4732	7.0341	7.3780	14.5982	11.5445	11.1720	9.8106	4.9119	69.9225		
	S	134.864	75.412	119.119	72.627	98.040	98.379	73.182	120.764	92.674		
9	T	3.4615	7.0606	7.4291	14.6546	11.5459	11.4817	9.7596	4.9248	70.3178		
	S	135.320	75.129	118.300	72.348	98.028	95.725	73.564	120.448	92.153		
10	T	3.4336	7.4971	7.6489	14.9615	11.5378	11.4526	10.1202	4.8813	71.5330		68.0457
	S	136.419	70.755	114.901	70.864	98.097	95.969	70.943	121.521	90.588		86.513
11	T			9.9421	17.2665	15.0268	14.3914			335.5588	259.1077	79.6847
	S			88.398	61.404	75.320	76.371			19.311	4.119	72.396
12	T	3.5073	7.1329	7.4392	14.3485	11.5722	11.1867	9.8195	4.9283	69.9346		
	S	133.553	74.367	118.140	73.891	97.805	98.250	73.115	120.362	92.658		
13	T	3.4377	7.0152	7.3481	14.2902	11.4154	11.1053	9.6306	4.8720	69.1145		
	S	136.257	75.615	119.604	74.193	99.148	98.970	74.549	121.753	93.757		
14	T	3.4118	6.8890	7.3082	14.5702	11.4402	11.0435	9.5972	4.8815	69.1416		
	S	137.291	77.000	120.257	72.767	98.933	99.524	74.809	121.516	93.721		
15	T	3.4473	7.3177	7.5338	15.4778	12.5809	13.3861	9.5698	4.8827	74.1961		72.0346
	S	135.877	72.489	116.656	68.500	89.963	82.107	75.023	121.486	87.336		81.722

Report Support Information

Section Legend	
Name	Length
SF to I1	0.130114 miles
I1 to I2	0.147348 miles
I2 to I3	0.244129 miles
I3 to I4	0.294508 miles
I4 to I5	0.314394 miles
I5 to I6	0.305303 miles
I6 to I7	0.199432 miles
I7 to SF	0.164773 miles
Lap	1.800000 miles
PI to PO	0.296496 miles
PO to SF	1.602462 miles
SF to PI	1.635227 miles
I6 to PI	0.199432 miles
PO to I2	0.079924 miles
PO to PI	1.437689 miles

Color Legend	
	Fastest Lap
	Section Under Caution
	Section Under Green
	Section Time Data
	Section Speed Data

