

Event: **Indy Lights IMS Oval Test**
Track: **Indianapolis Motor Speedway**
Report: **Section Data Report**
Session: **Test Session 1**

2.5 mile(s)

Indy Lights Series
May 21, 2018



Section Data for Car 2 - Hamilton Jr, Davey (R)

Lap	T/SF to T1	T1 to SS1	SS1 to T2	T2 to BS	BS to T3	T3 to SS2	SS2 to T4	T4 to FS	FS to SF	Lap	PI to PO	PO to SF	SF to PI
1	T	4.1594	7.5026	7.2255	6.7496	6.4831	6.7427	6.6576	4.0393	4.5887	54.1485		66.2139
	S	161.955	149.948	155.699	166.677	173.528	166.847	168.980	178.249	186.624	166.210		125.749
2	T	3.6273	6.5633	6.4744	6.1132	5.9276	6.4994	6.3754	3.9331	4.5283	50.0420		
	S	185.713	171.408	173.761	184.028	189.790	173.093	176.460	183.062	189.114	179.849		
3	T	3.5441	6.3296	6.2727	5.9999	5.8440	6.2824	6.2080	3.8963	4.5064	48.8834		
	S	190.073	177.736	179.349	187.503	192.505	179.072	181.218	184.791	190.033	184.112		
4	T	3.4983	6.1080	6.1122	5.9194	5.8200	6.2434	6.2057	3.8852	4.5042	48.2964		
	S	192.561	184.185	184.058	190.053	193.299	180.190	181.285	185.319	190.126	186.349		
5	T	3.5030	6.0983	6.1441	5.9425	5.8085	6.1055	6.0206	3.7767	4.4358	47.8350		
	S	192.303	184.478	183.102	189.314	193.682	184.260	186.858	190.643	193.057	188.147		
6	T	3.4664	6.0198	6.0719	5.9135	5.8050	6.1370	6.0681	3.7907	4.4448	47.7172		
	S	194.333	186.883	185.280	190.243	193.798	183.314	185.396	189.939	192.666	188.611		
7	T	3.4745	6.0057	6.0451	5.8823	5.7884	6.0071	5.9600	3.7476	4.4132	47.3239		
	S	193.880	187.322	186.101	191.252	194.354	187.278	188.758	192.123	194.046	190.179		
8	T	3.4632	6.0365	6.0402	5.8795	5.7819	5.9538	5.9583	3.7608	4.4218	47.2960		
	S	194.513	186.366	186.252	191.343	194.573	188.955	188.812	191.449	193.669	190.291		
9	T	3.4661	6.1018	6.1644	6.0303						79.4731	242.7476	63.3947
	S	194.350	184.372	182.500	186.558						113.246	5.750	130.616
10	T					6.3024	6.4387	6.2105	3.8497	4.4902	282.4051		55.7359
	S					178.503	174.725	181.145	187.028	190.718	31.869		149.390
11	T	3.5092	6.1053	6.0580	5.8853	5.8040	5.9046	5.9029	3.7331	4.4084	47.3108		
	S	191.963	184.266	185.705	191.154	193.832	190.529	190.584	192.869	194.257	190.231		
12	T	3.4693	5.9179	5.9632	5.8483	5.7852	5.9593	5.9394	3.7402	4.4142	47.0370		
	S	194.171	190.101	188.657	192.364	194.462	188.781	189.413	192.503	194.002	191.339		
13	T	3.4718	5.9243	5.9838	5.8585	5.7840	5.9007	5.9360	3.7430	4.4182	47.0203		
	S	194.031	189.896	188.008	192.029	194.502	190.655	189.522	192.359	193.826	191.407		
14	T	3.4776	5.9486	5.9895	5.8591	5.7913	5.9149	5.9372	3.7407	4.4206	47.0795		
	S	193.707	189.120	187.829	192.009	194.257	190.198	189.483	192.477	193.721	191.166		
15	T	3.4968	5.9988	6.0409	5.9142	5.8334	5.9384	5.9624	3.7653	4.4534	47.4036		
	S	192.644	187.538	186.231	190.220	192.855	189.445	188.682	191.220	192.294	189.859		
16	T	3.5000	5.9702	6.0293	5.9079	5.8227	5.9237	5.9403	3.7645	4.4550	47.3136		
	S	192.468	188.436	186.589	190.423	193.209	189.915	189.384	191.260	192.225	190.220		
17	T	3.5056	5.9916	6.0398	5.9303	5.8385	5.9360	5.9697	3.7730	4.4645	47.4490		
	S	192.160	187.763	186.264	189.704	192.686	189.522	188.452	190.830	191.816	189.677		
18	T	3.5063	6.0005	6.0519	5.9320	5.8476	5.9309	5.9748	3.7814	4.4667	47.4921		
	S	192.122	187.484	185.892	189.649	192.387	189.685	188.291	190.406	191.722	189.505		
19	T	3.4954	5.9570	6.0105	5.8831	5.7994	5.9006	5.9183	3.7449	4.4336	47.1428		
	S	192.721	188.853	187.172	191.226	193.986	190.659	190.088	192.261	193.153	190.909		

Event: **Indy Lights IMS Oval Test**
Track: **Indianapolis Motor Speedway**
Report: **Section Data Report**
Session: **Test Session 1**

2.5 mile(s)

Indy Lights Series
May 21, 2018



Section Data for Car 2 - Hamilton Jr, Davey (R)

Lap	T/SF to T1	T1 to SS1	SS1 to T2	T2 to BS	BS to T3	T3 to SS2	SS2 to T4	T4 to FS	FS to SF	Lap	PI to PO	PO to SF	SF to PI
20	T	3.4763	5.9325	6.0307	5.9024	5.8043	5.8973	5.9701	3.7834	4.4436	47.2406		
	S	193.780	189.633	186.546	190.600	193.822	190.765	188.439	190.305	192.718	190.514		
21	T	3.4846	6.0709	6.0616	5.8965	5.9945	6.1759	6.0413	3.7650	4.3719	47.8622		
	S	193.318	185.310	185.595	190.791	187.672	182.160	186.218	191.235	195.879	188.040		
22	T	3.3998	5.8623	5.8980	5.7359	5.6357	5.9412	5.9001	3.6946	4.3176	46.3852		
	S	198.140	191.904	190.743	196.133	199.620	189.356	190.675	194.879	198.343	194.027		
23	T	3.4782	6.0277	5.9865	5.7770	5.7263	5.9630	5.8712	3.6921	4.3089	46.8309		
	S	193.674	186.638	187.923	194.738	196.462	188.663	191.613	195.011	198.743	192.181		
24	T	3.5052	6.0348	5.9509	5.7617	5.7860	5.9794	5.8703	3.6807	4.3108	46.8798		
	S	192.182	186.419	189.047	195.255	194.435	188.146	191.643	195.615	198.655	191.980		
25	T	3.5167	6.0190	5.9755	5.7999	5.6948	5.9765	5.8725	3.6885	4.3383	46.8817		
	S	191.554	186.908	188.269	193.969	197.549	188.237	191.571	195.201	197.396	191.973		
26	T	3.4446	5.9311	5.9978	5.8918	5.8082	5.9138	5.9310	3.7561	4.4350	47.1094		
	S	195.563	189.678	187.569	190.943	193.692	190.233	189.681	191.688	193.092	191.045		
27	T	3.4787	5.9532	6.0039	5.8955	5.8665	6.2886	5.9722	3.7051	4.3142	47.4779		
	S	193.646	188.974	187.378	190.824	191.767	178.895	188.373	194.327	198.499	189.562		
28	T	3.4656	6.0601	6.0216	5.8233	5.7686	5.8685	5.9145	3.7510	4.4219	47.0951		
	S	194.378	185.641	186.827	193.189	195.021	191.701	190.210	191.949	193.664	191.103		
29	T	3.4690	5.9322	5.9887	6.1159	7.4266					72.9952	547.4081	57.0141
	S	194.187	189.643	187.854	183.947	151.483					123.296	2.550	145.233
30	T					6.2218	6.1786	6.1004	3.8457	4.5180	584.4671		53.0401
	S					180.816	182.080	184.414	187.222	189.545	15.399		156.982
31	T	3.5306	6.0058	6.0515	5.9154	5.8007	5.8811	5.9353	3.7846	4.4683	47.3733		
	S	190.799	187.319	185.904	190.182	193.942	191.291	189.544	190.245	191.653	189.980		
32	T	3.5004	5.9774	6.0370	5.9089	5.7786	5.8512	5.8859	3.7383	4.3915	47.0692		
	S	192.446	188.209	186.351	190.391	194.684	192.268	191.135	192.601	195.005	191.208		
33	T	3.4357	5.9264	5.9534	5.8018	5.7020	5.8772	5.9088	3.7569	4.4011	46.7633		
	S	196.070	189.829	188.968	193.905	197.299	191.418	190.394	191.647	194.579	192.459		
34	T	3.4360	5.8804	5.9475	5.8149	5.6805	5.7889	5.8769	3.7429	4.3913	46.5593		
	S	196.052	191.314	189.155	193.469	198.046	194.337	191.427	192.364	195.014	193.302		
35	T	3.4268	5.8836	5.9529	5.8056	5.6942	5.8979	5.9369	3.7908	4.4478	46.8365		
	S	196.579	191.209	188.984	193.778	197.569	190.746	189.493	189.934	192.536	192.158		
36	T	3.4566	5.8999	5.9800	5.8471	5.6714	5.7544	5.8181	3.6784	4.2586	46.3645		
	S	194.884	190.681	188.127	192.403	198.364	195.503	193.362	195.737	201.090	194.114		
37	T	3.4066	5.9239	5.9220	5.8257	5.6119	5.8781	5.9465	3.7661	4.3290	46.6098		
	S	197.744	189.909	189.970	193.110	200.467	191.388	189.187	191.179	197.820	193.092		
38	T	3.4065	5.9367	6.2168	5.9448	5.7125	6.0151	6.0411	3.7678	4.3279	47.3692		
	S	197.750	189.499	180.961	189.241	196.937	187.029	186.224	191.093	197.870	189.997		

Event: **Indy Lights IMS Oval Test**
Track: **Indianapolis Motor Speedway**
Report: **Section Data Report**
Session: **Test Session 1**



Section Data for Car 2 - Hamilton Jr, Davey (R)

Lap	T/SF to T1	T1 to SS1	SS1 to T2	T2 to BS	BS to T3	T3 to SS2	SS2 to T4	T4 to FS	FS to SF	Lap	PI to PO	PO to SF	SF to PI
39	T	3.5019	6.2291	6.2132	5.8181	5.6219	6.0047	5.9850	3.7462	4.3414	47.4615		
	S	192.363	180.604	181.066	193.362	200.110	187.353	187.970	192.195	197.255	189.627		
40	T	3.3620	5.9063	5.9769	5.7403	5.6334	5.7942	5.9022	3.7182	4.3151	46.3486		
	S	200.368	190.475	188.225	195.983	199.702	194.160	190.607	193.642	198.457	194.181		
41	T	3.3859	5.9860	6.0969	5.8869	5.6458	5.9275	5.9124	3.7175	4.3194	46.8783		
	S	198.953	187.939	184.520	191.102	199.263	189.793	190.278	193.679	198.260	191.986		
42	T	3.4808	6.0632	6.0620	6.2895						73.2430	379.8012	57.1607
	S	193.529	185.546	185.582	178.870						122.879	3.675	144.861
43	T					6.3850	6.3872	6.1617	3.8254	4.5021	417.7703		54.0514
	S					176.194	176.134	182.579	188.216	190.214	21.543		154.045
44	T	3.5205	6.0078	6.0322	5.9024	5.7964	5.8745	5.9467	3.7754	4.4623	47.3182		
	S	191.347	187.257	186.499	190.600	194.086	191.506	189.181	190.708	191.911	190.202		
45	T	3.4970	5.9563	6.0156	5.9018	5.7989	5.8843	5.9566	3.7822	4.4651	47.2578		
	S	192.633	188.876	187.014	190.620	194.002	191.187	188.866	190.365	191.790	190.445		
46	T	3.4974	5.9692	6.0202	5.9082	5.7999	5.8934	5.9694	3.7873	4.4679	47.3129		
	S	192.611	188.467	186.871	190.413	193.969	190.892	188.461	190.109	191.670	190.223		
47	T	3.5033	5.9600	6.0297	5.9154	5.7986	5.8923	5.9691	3.7880	4.4654	47.3218		
	S	192.286	188.758	186.576	190.182	194.012	190.927	188.471	190.074	191.778	190.187		
48	T	3.5020	5.9686	6.0208	5.9196	5.8015	5.8904	5.9676	3.7872	4.5193	47.3770		
	S	192.358	188.486	186.852	190.047	193.915	190.989	188.518	190.114	189.490	189.966		
49	T	3.5432	6.0479	6.0669	5.9579						74.0211	996.4441	57.8414
	S	190.121	186.015	185.432	188.825						121.587	1.401	143.156
50	T					6.2065	6.2592	6.0449	3.7680	4.3815	1033.8248		53.5604
	S					181.262	179.735	186.107	191.083	195.450	8.706		155.457
51	T	3.4196	5.8636	5.9343	6.0169	7.7532	8.4645	9.8108			78.5574	1142.2463	61.9777
	S	196.993	191.862	189.576	186.973	145.101	132.908	114.670			114.566	1.222	133.602
52	T					6.5317	6.4586	6.2989	3.9293	4.5885	1185.5973		59.9307
	S					172.237	174.186	178.603	183.239	186.633	7.591		138.933
53	T	3.5840	6.1463	6.0852	5.9176	5.7747	5.9921	6.0239	3.8088	4.4750	47.8076		
	S	187.957	183.037	184.875	190.111	194.815	187.747	186.756	189.036	191.366	188.255		
54	T	3.4948	5.9272	5.9615	5.8417	5.7101	5.8385	5.9475	3.7745	4.4432	46.9390		
	S	192.754	189.803	188.711	192.581	197.019	192.686	189.155	190.754	192.736	191.738		
55	T	3.4787	5.9112	5.9672	5.8638	5.7321	5.8360	5.9573	3.7901	4.4640	47.0004		
	S	193.646	190.317	188.531	191.855	196.263	192.769	188.844	189.969	191.838	191.488		
56	T	3.4903	5.9239	5.9762	5.8660	5.7257	5.8496	5.9577	3.7904	4.4711	47.0509		
	S	193.002	189.909	188.247	191.783	196.483	192.321	188.831	189.954	191.533	191.282		
57	T	3.5017	5.9376	5.9788	5.8589	5.7444	5.8716	5.9656	3.7934	4.4693	47.1213		
	S	192.374	189.470	188.165	192.016	195.843	191.600	188.581	189.803	191.610	190.996		

Event: Indy Lights IMS Oval Test
Track: Indianapolis Motor Speedway
Report: Section Data Report
Session: Test Session 1

2.5 mile(s)

Indy Lights Series
 May 21, 2018



Section Data for Car 2 - Hamilton Jr, Davey (R)

Lap	T/SF to T1	T1 to SS1	SS1 to T2	T2 to BS	BS to T3	T3 to SS2	SS2 to T4	T4 to FS	FS to SF	Lap	PI to PO	PO to SF	SF to PI
58	T	3.4859	5.9081	5.9328	5.7933	5.6516	5.8335	5.9632	3.8175	4.5205	46.9064		
	S	193.246	190.417	189.624	194.190	199.059	192.852	188.657	188.605	189.440	191.871		
59	T	3.5573	6.0963	6.0677	5.8727	5.7231	6.0022	5.9836	3.7637	4.3922	47.4588		
	S	189.367	184.538	185.408	191.564	196.572	187.431	188.014	191.301	194.974	189.638		
60	T	3.6236	6.4890	6.6346	7.0652								59.7616
	S	185.903	173.370	169.566	159.231								138.556

Event: **Indy Lights IMS Oval Test**
Track: **Indianapolis Motor Speedway**
Report: **Section Data Report**
Session: **Test Session 1**

2.5 mile(s)

Indy Lights Series
May 21, 2018



Section Data for Car 23 - Franzoni, Victor (R)

Lap	T/SF to T1	T1 to SS1	SS1 to T2	T2 to BS	BS to T3	T3 to SS2	SS2 to T4	T4 to FS	FS to SF	Lap	PI to PO	PO to SF	SF to PI	
1	T	4.1615	7.4685	7.2411	6.9362	7.6629	8.0043	7.5930	4.6640	5.3617	84.2761	202.2620	64.4179	68.0701
	S	161.873	150.633	155.363	162.193	146.811	140.549	148.163	154.374	159.719	106.792	6.900	129.255	121.644
2	T					6.2413	6.4807	6.1979	3.8465	4.4741	240.0502		53.9942	
	S					180.251	173.592	181.513	187.183	191.405	37.492		154.208	
3	T	3.5204	6.4564	6.4293	6.1480	5.8766	6.0953	6.0081	3.7809	4.4314	48.7464			
	S	191.352	174.246	174.980	182.986	191.437	184.568	187.247	190.431	193.249	184.629			
4	T	3.4641	6.0780	6.0321	5.8682	5.7559	5.8491	5.8705	3.7150	4.3823	47.0152			
	S	194.462	185.094	186.502	191.711	195.452	192.337	191.636	193.809	195.414	191.427			
5	T	3.4383	5.9054	5.9444	5.8140	5.7224	5.8242	5.8539	3.7059	4.3736	46.5821			
	S	195.921	190.504	189.254	193.498	196.596	193.160	192.180	194.285	195.803	193.207			
6	T	3.4360	5.8713	5.9408	5.8115	5.7398	5.8220	5.8517	3.7081	4.3779	46.5591			
	S	196.052	191.610	189.368	193.582	196.000	193.233	192.252	194.170	195.611	193.303			
7	T	3.4386	5.8719	5.9347	5.8091	5.7339	5.8235	5.8461	3.7074	4.3765	46.5417			
	S	195.904	191.590	189.563	193.662	196.202	193.183	192.436	194.206	195.673	193.375			
8	T	3.4373	5.8864	5.9370	5.8134	5.7519	5.8391	5.8674	3.7252	4.3974	46.6551			
	S	195.978	191.119	189.490	193.518	195.588	192.667	191.737	193.278	194.743	192.905			
9	T	3.4525	5.8995	5.9587	5.8296	5.7512	5.8531	5.8570	3.7170	4.3941	46.7127			
	S	195.116	190.694	188.800	192.981	195.611	192.206	192.078	193.705	194.889	192.667			
10	T	3.4531	5.9029	5.9532	5.8341	6.6871					80.1010	450.1347		63.9911
	S	195.082	190.584	188.974	192.832	168.234					112.358	3.101		129.398
11	T					6.2316	6.0693	5.9814	3.7686	4.4456	486.1332		52.1084	
	S					180.531	185.359	188.083	191.052	192.632	18.513		159.789	
12	T	3.4796	5.9148	5.9597	5.8570	5.7801	5.8629	5.8848	3.7284	4.4133	46.8806			
	S	193.596	190.201	188.768	192.078	194.633	191.885	191.170	193.112	194.042	191.977			
13	T	3.4589	5.8894	5.9388	5.8442	5.7661	5.8638	5.8873	3.7317	4.4101	46.7903			
	S	194.755	191.021	189.432	192.499	195.106	191.855	191.089	192.942	194.182	192.348			
14	T	3.4592	5.8895	5.9408	5.8380	5.7618	5.8614	5.8734	3.7281	4.4076	46.7598			
	S	194.738	191.018	189.368	192.703	195.251	191.934	191.542	193.128	194.293	192.473			
15	T	3.4568	5.8988	5.9442	6.1547	6.6351	6.3319	6.0735	3.8816	5.1322	49.5088			
	S	194.873	190.717	189.260	182.787	169.553	177.672	185.231	185.491	166.861	181.786			
16	T	4.1021	6.4427	6.2381	6.5146	6.9873	6.8132	6.1160	3.7111	4.2847	51.2098			
	S	164.217	174.616	180.343	172.689	161.006	165.121	183.944	194.013	199.865	175.748			
17	T	3.3262	6.1329	5.9086	5.6799	5.5301	5.9068	5.9677	3.6582	4.1463	46.2567			
	S	202.524	183.437	190.400	198.067	203.432	190.458	188.515	196.818	206.537	194.566			
18	T	3.3489	6.4747	6.4399	5.9808	5.5907	5.9923	6.0094	3.7286	4.2613	47.8266			
	S	201.152	173.753	174.692	188.102	201.227	187.741	187.207	193.102	200.963	188.180			
19	T	3.3222	6.1621	6.0930	5.7608	5.5034	6.0924	6.0527	3.7569	4.2852	47.0287			
	S	202.768	182.568	184.638	195.285	204.419	184.656	185.867	191.647	199.842	191.373			

Event: **Indy Lights IMS Oval Test**
Track: **Indianapolis Motor Speedway**
Report: **Section Data Report**
Session: **Test Session 1**

2.5 mile(s)

Indy Lights Series
May 21, 2018



Section Data for Car 23 - Franzoni, Victor (R)

Lap	T/SF to T1	T1 to SS1	SS1 to T2	T2 to BS	BS to T3	T3 to SS2	SS2 to T4	T4 to FS	FS to SF	Lap	PI to PO	PO to SF	SF to PI
20	T	3.3467	6.1981	6.2274	5.9907	6.1897	6.2175	5.9236	3.6795	4.2546	48.0278		
	S	201.284	181.507	180.653	187.791	181.754	180.941	189.918	195.679	201.279	187.391		
21	T	3.3009	5.9017	5.9288	5.7548	5.5648	5.8436	5.7903	3.6381	4.2164	45.9394		
	S	204.077	190.623	189.752	195.489	202.164	192.518	194.290	197.906	203.103	195.910		
22	T	3.3496	6.2728	6.1555	5.9121	6.5537					73.7627	450.1831	57.5194
	S	201.109	179.346	182.763	190.288	171.659					122.013	3.100	143.957
23	T					6.1798	6.0244	5.9631	3.7636	4.4507	485.3444		51.4046
	S					182.045	186.741	188.660	191.306	192.411	18.544		161.977
24	T	3.4986	5.9477	5.9906	5.8630	5.7727	5.8683	5.9002	3.7505	4.4433	47.0349		
	S	192.545	189.149	187.794	191.881	194.883	191.708	190.672	191.974	192.731	191.347		
25	T	3.4925	5.9446	5.9886	5.8652	5.7756	5.8651	5.9102	3.7514	4.4450	47.0382		
	S	192.881	189.247	187.857	191.809	194.785	191.813	190.349	191.928	192.658	191.334		
26	T	3.4981	5.9568	6.0058	5.8667	5.7702	5.8323	5.8652	3.6997	4.3311	46.8259		
	S	192.572	188.860	187.319	191.760	194.967	192.891	191.809	194.610	197.724	192.201		
27	T	3.4438	5.9523	5.9982	5.8630	5.7703	5.8629	5.8893	3.7497	4.4306	46.9601		
	S	195.608	189.003	187.556	191.881	194.964	191.885	191.024	192.015	193.284	191.652		
28	T	3.5077	6.1439	6.2230	5.9245	5.7881	6.3895	6.1772	3.7231	4.2912	48.1682		
	S	192.045	183.108	180.781	189.889	194.364	176.070	182.121	193.387	199.563	186.845		
29	T	3.3971	6.0226	6.0830	5.8129	5.6305	5.8010	5.8607	3.6403	4.4017	46.6498		
	S	198.297	186.796	184.942	193.535	199.805	193.932	191.957	197.786	194.553	192.927		
30	T	3.3956	6.2187	6.1507	5.8120	5.6359	6.1171	6.0415	3.8565	4.4110	47.6390		
	S	198.385	180.906	182.906	193.565	199.613	183.911	186.212	186.698	194.143	188.921		
31	T	3.3831	6.1447	6.2616	5.9108	5.6282	5.8971	6.0797	3.8206	4.4215	47.5473		
	S	199.118	183.085	179.667	190.330	199.886	190.772	185.042	188.452	193.682	189.285		
32	T	3.4219	5.9707	6.1718	6.1752						78.1701	847.6408	62.0379
	S	196.860	188.420	182.281	182.180						115.134	1.647	133.472
33	T					6.1051	6.1613	6.0683	3.7772	4.4158	884.2430		52.7344
	S					184.272	182.591	185.390	190.617	193.932	10.178		157.892
34	T	3.4436	5.9027	5.9171	5.7849	5.6501	6.6436				70.3603	903.1180	54.0891
	S	195.620	190.591	190.127	194.472	199.112	169.336				127.913	1.545	153.087
35	T					6.1755	6.2188	6.1692	3.8741	4.5461	942.5472		55.7004
	S					182.171	180.903	182.358	185.850	188.373	9.549		149.485
36	T	3.5363	5.9921	6.0281	5.9053	6.7328	8.7138	10.3167			76.9800	1184.9058	60.6795
	S	190.492	187.747	186.626	190.507	167.092	129.106	109.046			116.913	1.178	136.460
37	T					6.8485	6.5635	6.2273	3.8452	4.4893	1233.2766		64.6713
	S					164.270	171.402	180.656	187.246	190.757	7.298		128.749
38	T	3.4900	5.9278	5.9255	5.7747	5.6372	5.7432	5.8602	3.7165	4.3870	46.4621		
	S	193.019	189.784	189.857	194.815	199.567	195.884	191.973	193.731	195.205	193.706		

Event: Indy Lights IMS Oval Test
Track: Indianapolis Motor Speedway
Report: Section Data Report
Session: Test Session 1

2.5 mile(s)

Indy Lights Series
 May 21, 2018



Section Data for Car 23 - Franzoni, Victor (R)

Lap	T/SF to T1	T1 to SS1	SS1 to T2	T2 to BS	BS to T3	T3 to SS2	SS2 to T4	T4 to FS	FS to SF	Lap	PI to PO	PO to SF	SF to PI
39	T	3.4384	5.8342	5.8951	5.7648	5.6358	5.7459	5.8513	3.7202	4.3845	46.2702		
	S	195.916	192.828	190.836	195.150	199.617	195.792	192.265	193.538	195.316	194.510		
40	T	3.4588	6.0850	6.1072	5.8598	5.6858	5.9869	5.9598	3.7274	4.3641	47.2348		
	S	194.760	184.881	184.209	191.986	197.861	187.910	188.765	193.164	196.229	190.537		
41	T	3.3894	5.9373	6.0538	6.1201						80.8103		64.6803
	S	198.748	189.480	185.834	183.821						111.372		128.020

Event: **Indy Lights IMS Oval Test**
Track: **Indianapolis Motor Speedway**
Report: **Section Data Report**
Session: **Test Session 1**

2.5 mile(s)

Indy Lights Series
May 21, 2018



Section Data for Car 27 - O'Ward, Pato (R)

Lap	T/SF to T1	T1 to SS1	SS1 to T2	T2 to BS	BS to T3	T3 to SS2	SS2 to T4	T4 to FS	FS to SF	Lap	PI to PO	PO to SF	SF to PI	
1	T	3.6216	6.4366	6.4891	6.1714	6.4933	7.0325	6.6864	4.0156	4.5886	76.7567	390.0453	60.0632	60.7558
	S	186.005	174.782	173.368	182.293	173.256	159.972	168.252	179.301	186.629	117.254	3.578	138.627	136.289
2	T					6.1244	6.0843	5.9558	3.7410	4.4234	425.7574		51.7130	
	S					183.691	184.902	188.892	192.462	193.599	21.139		161.011	
3	T	3.4769	5.9136	5.9677	5.8443	5.7942	5.8820	5.9099	3.7371	4.4205	46.9462			
	S	193.746	190.239	188.515	192.495	194.160	191.261	190.359	192.663	193.726	191.709			
4	T	3.4760	5.9279	5.9843	5.8534	5.7997	5.8898	5.9167	3.7502	4.4256	47.0236			
	S	193.796	189.781	187.992	192.196	193.976	191.008	190.140	191.990	193.502	191.393			
5	T	3.4794	5.9448	5.9944	5.8522	5.7955	5.9008	5.9109	3.7418	4.4266	47.0464			
	S	193.607	189.241	187.675	192.235	194.116	190.652	190.326	192.421	193.459	191.301			
6	T	3.4784	5.9507	5.9979	5.8578	5.7943	5.9025	5.9095	3.7429	4.4299	47.0639			
	S	193.663	189.053	187.566	192.052	194.156	190.597	190.371	192.364	193.314	191.229			
7	T	3.4830	5.9541	5.9927	5.8585	5.8036	5.9169	5.9135	3.7418	4.4265	47.0906			
	S	193.407	188.945	187.728	192.029	193.845	190.133	190.243	192.421	193.463	191.121			
8	T	3.4820	5.9475	5.9940	5.8668	5.8077	5.9013	5.9233	3.7456	4.4206	47.0888			
	S	193.462	189.155	187.688	191.757	193.708	190.636	189.928	192.226	193.721	191.128			
9	T	3.4806	5.9528	5.9833	5.8559						72.6415	349.1683		56.7358
	S	193.540	188.987	188.023	192.114						123.896	3.997		145.946
10	T					6.9260	6.2503	5.9407	3.7160	4.3727	385.5659		52.3033	
	S					162.431	179.991	189.372	193.757	195.843	23.342		159.194	
11	T	3.4022	5.8298	5.8769	5.7161	5.7035	5.8677	5.8989	3.7329	4.4145	46.4425			
	S	198.000	192.974	191.427	196.813	197.247	191.728	190.714	192.880	193.989	193.788			
12	T	3.4652	5.9081	5.9506	5.8372	5.7777	5.8813	5.9039	3.7360	4.4124	46.8724			
	S	194.400	190.417	189.057	192.729	194.714	191.284	190.552	192.719	194.081	192.011			
13	T	3.4652	5.9109	5.9525	5.8351	5.7783	5.8804	5.8957	3.7358	4.4105	46.8644			
	S	194.400	190.326	188.996	192.799	194.694	191.314	190.817	192.730	194.165	192.043			
14	T	3.4620	5.9123	5.9550	5.8485	5.7934	5.8811	5.8875	3.7237	4.4092	46.8727			
	S	194.580	190.281	188.917	192.357	194.186	191.291	191.083	193.356	194.222	192.009			
15	T	3.4716	5.9023	5.9210	5.8197	5.7267	5.9001	5.9597	3.7714	4.7635	47.2360			
	S	194.042	190.604	190.002	193.309	196.448	190.675	188.768	190.911	179.776	190.533			
16	T	4.1122	6.8823	6.1173	5.7173	5.5103	5.7327	5.9653	3.6609	4.1940	47.8923			
	S	163.814	163.463	183.905	196.771	204.163	196.243	188.591	196.673	204.188	187.922			
17	T	3.2819	6.1197	6.2464	5.9081	5.5420	6.0571	5.9877	3.6389	4.2549	47.0367			
	S	205.258	183.833	180.104	190.417	202.995	185.732	187.885	197.862	201.265	191.340			
18	T	3.4731	6.1139	6.1774	5.8122	5.6027	5.8549	6.2024	3.7068	4.2465	47.1899			
	S	193.958	184.007	182.115	193.558	200.796	192.147	181.381	194.238	201.663	190.719			
19	T	3.3197	6.0710	6.0469	5.7848	5.6026	5.8407	5.8888	3.7407	4.3104	46.6056			
	S	202.921	185.307	186.046	194.475	200.800	192.614	191.041	192.477	198.674	193.110			

Event: **Indy Lights IMS Oval Test**
Track: **Indianapolis Motor Speedway**
Report: **Section Data Report**
Session: **Test Session 1**

2.5 mile(s)

Indy Lights Series
May 21, 2018



Section Data for Car 27 - O'Ward, Pato (R)

Lap	T/SF to T1	T1 to SS1	SS1 to T2	T2 to BS	BS to T3	T3 to SS2	SS2 to T4	T4 to FS	FS to SF	Lap	PI to PO	PO to SF	SF to PI
20	T	3.3547	5.9694	5.8770	5.7040	5.6623	5.8349	5.8818	3.7256	4.3907	46.4004		
	S	200.804	188.461	191.424	197.230	198.683	192.805	191.268	193.257	195.040	193.964		
21	T	3.4450	5.8971	5.9593	5.8406	5.7515	5.8649	5.8895	3.7283	4.5065	46.8827		
	S	195.540	190.772	188.781	192.617	195.601	191.819	191.018	193.118	190.029	191.968		
22	T	3.8527	6.1806	6.0068	5.8100	6.3899	6.0945	5.8766	3.6924	4.3060	48.2095		
	S	174.848	182.021	187.288	193.632	176.059	184.593	191.437	194.995	198.877	186.685		
23	T	3.3604	5.7613	5.8702	5.7060						67.1495	455.1665	51.3505
	S	200.463	195.268	191.646	197.161						134.029	3.066	161.251
24	T					7.7765	6.4972	6.1275	3.7962	4.4337	493.9625		54.5950
	S					144.667	173.152	183.599	189.663	193.149	18.220		152.511
25	T	3.4588	5.8639	5.8924	5.7671	5.6679	5.7430	5.8018	3.6788	4.3395	46.2132		
	S	194.760	191.852	190.924	195.072	198.486	195.891	193.905	195.716	197.342	194.750		
26	T	3.4154	5.8304	5.8790	5.6555	5.6109	5.7380	5.8059	3.6620	4.2767	45.8738		
	S	197.235	192.954	191.359	198.921	200.503	196.061	193.768	196.614	200.239	196.190		
27	T	3.4092	5.9547	6.2391	5.9777	5.8116	5.9005	5.9090	3.7428	4.4290	47.3736		
	S	197.594	188.926	180.314	188.199	193.578	190.662	190.388	192.369	193.354	189.979		
28	T	3.4786	5.9397	5.9915	5.8608	5.7710	5.8889	6.0427	3.7119	4.5231	47.2082		
	S	193.652	189.404	187.766	191.953	194.940	191.037	186.175	193.971	189.331	190.645		
29	T	3.7671	6.2396	6.2219	5.8116	5.5695	6.0368	5.9633	3.6970	4.2874	47.5942		
	S	178.821	180.300	180.813	193.578	201.993	186.357	188.654	194.753	199.740	189.099		
30	T	3.3919	6.2020	6.1856	5.8101	5.5828	5.9788	5.9181	3.6736	4.2774	47.0203		
	S	198.601	181.393	181.874	193.628	201.512	188.165	190.095	195.993	200.207	191.407		
31	T	3.3479	6.3143	6.2113	5.8882	5.6542	5.9157	6.0313	3.7506	4.3173	47.4308		
	S	201.212	178.167	181.122	191.060	198.967	190.172	186.527	191.969	198.356	189.750		
32	T	3.4098	5.8776	5.9890	5.9361	5.8137	5.8869	5.9233	3.7514	4.4244	47.0122		
	S	197.559	191.405	187.844	189.518	193.508	191.102	189.928	191.928	193.555	191.440		
33	T	3.4695	5.9195	6.0000	5.8711	5.7751	5.9038	5.9657	3.7550	4.4270	47.0867		
	S	194.159	190.050	187.500	191.617	194.802	190.555	188.578	191.744	193.441	191.137		
34	T	3.4614	5.9028	5.9682	5.8555	5.7467	5.8887	5.9187	3.7119	4.3958	46.8497		
	S	194.614	190.588	188.499	192.127	195.765	191.044	190.076	193.971	194.814	192.104		
35	T	3.4707	6.1748	6.3353	5.8962	5.6409	5.8120	5.9830	3.7722	4.4442	47.5293		
	S	194.092	182.192	177.576	190.801	199.436	193.565	188.033	190.870	192.692	189.357		
36	T	3.4718	5.8906	5.9709	5.8485	5.7384	5.8661	6.9462	4.5409	4.9109	49.1843		
	S	194.031	190.982	188.414	192.357	196.048	191.780	161.959	158.559	174.380	182.985		
37	T	3.5765	5.9108	5.9271	5.7254	7.4272					81.7820	2822.2051	65.9281
	S	188.351	190.330	189.806	196.493	151.470					110.049	0.495	125.597
38	T					6.0529	5.9025	5.8808	3.7260	4.4144	2856.8627		50.5115
	S					185.861	190.597	191.301	193.237	193.993	3.150		164.841

Event: Indy Lights IMS Oval Test
Track: Indianapolis Motor Speedway
Report: Section Data Report
Session: Test Session 1

2.5 mile(s)

Indy Lights Series
 May 21, 2018



Section Data for Car 27 - O'Ward, Pato (R)

Lap	T/SF to T1	T1 to SS1	SS1 to T2	T2 to BS	BS to T3	T3 to SS2	SS2 to T4	T4 to FS	FS to SF	Lap	PI to PO	PO to SF	SF to PI
39	T	3.4693	5.8666	5.8953	5.7671	5.6783	5.7825	5.8620	3.7124	4.3875	46.4210		
	S	194.171	191.764	190.830	195.072	198.123	194.553	191.914	193.945	195.183	193.878		
40	T	3.4445	5.8510	5.8864	5.7613	5.6641	5.7917	5.8769	3.7239	4.3842	46.3840		
	S	195.569	192.275	191.119	195.268	198.619	194.243	191.427	193.346	195.330	194.032		
41	T	3.4383	5.8616	5.9028	5.7881						73.1624		57.2566
	S	195.921	191.927	190.588	194.364						123.014		144.618

Event: **Indy Lights IMS Oval Test**
Track: **Indianapolis Motor Speedway**
Report: **Section Data Report**
Session: **Test Session 1**

2.5 mile(s)

Indy Lights Series
May 21, 2018



Section Data for Car 28 - Kellett, Dalton

Lap	T/SF to T1	T1 to SS1	SS1 to T2	T2 to BS	BS to T3	T3 to SS2	SS2 to T4	T4 to FS	FS to SF	Lap	PI to PO	PO to SF	SF to PI
1	T	3.5470	6.9712	7.1897	6.4857	5.9830	5.9406	5.8769	3.7022	4.3859	50.0822		57.8603
	S	189.917	161.378	156.474	173.459	188.033	189.375	191.427	194.479	195.254	179.705		143.905
2	T	3.4456	5.8593	5.9047	5.7960	5.7236	5.8035	5.8273	3.6974	4.3721	46.4295		
	S	195.506	192.002	190.526	194.099	196.555	193.849	193.057	194.731	195.870	193.842		
3	T	3.4360	5.8648	5.9194	5.8365	5.7442	5.8312	5.8577	3.7070	4.3798	46.5766		
	S	196.052	191.822	190.053	192.753	195.850	192.928	192.055	194.227	195.526	193.230		
4	T	3.4434	5.8759	5.9284	5.8153	5.7352	5.8292	5.8512	3.7073	4.3855	46.5714		
	S	195.631	191.460	189.765	193.455	196.157	192.994	192.268	194.211	195.272	193.252		
5	T	3.4474	5.8838	5.9353	5.8241	5.7272	5.8243	5.8499	3.7070	4.3770	46.5760		
	S	195.404	191.203	189.544	193.163	196.431	193.156	192.311	194.227	195.651	193.233		
6	T	3.4313	5.8572	5.9251	5.8089						74.8702	882.8124	58.6760
	S	196.321	192.071	189.870	193.668						120.208	1.581	141.120
7	T					6.1295	6.0346	5.9140	3.7089	4.3614	919.0285		52.4103
	S					183.539	186.425	190.227	194.128	196.351	9.793		158.869
8	T	3.4194	5.8116	5.8425	5.7427	5.6741	5.7637	5.8096	3.6752	4.3235	46.0623		
	S	197.004	193.578	192.555	195.901	198.269	195.187	193.645	195.908	198.072	195.388		
9	T	3.3933	5.7796	5.8262	5.7223	5.6458	5.7434	5.7882	3.6717	4.3126	45.8831		
	S	198.520	194.650	193.093	196.599	199.263	195.877	194.361	196.094	198.572	196.151		
10	T	3.3822	5.7673	5.8187	5.7055	5.6172	5.7153	5.7550	3.6224	4.2239	45.6075		
	S	199.171	195.065	193.342	197.178	200.278	196.840	195.482	198.763	202.742	197.336		
11	T	3.3261	5.9473	6.1140	5.7379	5.5782	5.8114	5.8539	3.6832	4.2254	46.2774		
	S	202.530	189.161	184.004	196.065	201.678	193.585	192.180	195.482	202.670	194.479		
12	T	3.3395	5.8866	5.8292	5.6428	5.4941	6.2235	5.8779	3.6297	4.3009	46.2242		
	S	201.718	191.112	192.994	199.369	204.765	180.766	191.395	198.364	199.113	194.703		
13	T	3.4391	6.0718	6.0204	5.6904	5.5313	6.0945	6.1436	3.7118	4.2319	46.9348		
	S	195.876	185.283	186.865	197.701	203.388	184.593	183.117	193.976	202.359	191.755		
14	T	3.3691	6.2104	6.2270	5.8406	5.5554	6.0321	6.0795	3.6910	4.3189	47.3240		
	S	199.945	181.148	180.665	192.617	202.506	186.502	185.048	195.069	198.283	190.178		
15	T	3.3748	6.0031	6.0184	5.7733	5.6717	6.1288	6.0033	3.7103	4.2939	46.9776		
	S	199.608	187.403	186.927	194.863	198.353	183.560	187.397	194.054	199.437	191.581		
16	T	3.3666	6.0180	5.9464	5.7895	5.7146	5.8290	5.8635	3.7214	4.3811	46.6301		
	S	200.094	186.939	189.190	194.317	196.864	193.001	191.865	193.476	195.468	193.008		
17	T	3.4314	5.8664	5.9292	5.9298	5.8754	6.0096	5.8979	3.7281	4.5560	47.2238		
	S	196.315	191.770	189.739	189.720	191.476	187.200	190.746	193.128	187.964	190.582		
18	T	3.6312	6.0994	5.9337	5.6985	5.5911	5.7145	5.7713	3.6673	4.2697	46.3767		
	S	185.513	184.444	189.595	197.420	201.213	196.868	194.930	196.330	200.568	194.063		
19	T	3.3823	5.8347	5.9212	5.8197	5.7308	5.8471	5.8794	3.7296	4.3890	46.5338		
	S	199.165	192.812	189.995	193.309	196.308	192.403	191.346	193.050	195.116	193.408		

Event: **Indy Lights IMS Oval Test**
Track: **Indianapolis Motor Speedway**
Report: **Section Data Report**
Session: **Test Session 1**

2.5 mile(s)
Indy Lights Series
May 21, 2018



Section Data for Car 28 - Kellett, Dalton

Lap	T/SF to T1	T1 to SS1	SS1 to T2	T2 to BS	BS to T3	T3 to SS2	SS2 to T4	T4 to FS	FS to SF	Lap	PI to PO	PO to SF	SF to PI
20	T	3.4501	5.9030	5.9527	5.8334	5.7391	5.8440	5.8757	3.7262	4.3886	46.7128		
	S	195.251	190.581	188.990	192.855	196.024	192.505	191.467	193.226	195.134	192.667		
21	T	3.4482	5.8975	5.9519	5.8418						81.3119	438.5385	65.1467
	S	195.359	190.759	189.015	192.578						110.685	3.183	127.103
22	T					6.7800	6.9943	6.4492	3.9336	4.5913	479.7983		57.4250
	S					165.929	160.845	174.440	183.038	186.519	18.758		144.995
23	T	3.5866	6.3367	6.1200	5.8309	5.7015	6.0554	5.9255	3.6972	4.3198	47.5736		
	S	187.820	177.537	183.824	192.938	197.316	185.785	189.857	194.742	198.242	189.181		
24	T	3.3957	5.9799	6.1323	5.8088	5.5494	6.0940	6.0394	3.7654	4.3941	47.1590		
	S	198.379	188.130	183.455	193.672	202.725	184.608	186.277	191.215	194.889	190.844		
25	T	3.4039	5.8728	5.9397	5.7597	5.6424	5.8421	5.9390	3.7844	4.4669	46.6509		
	S	197.901	191.561	189.404	195.323	199.383	192.568	189.426	190.255	191.713	192.922		
26	T	3.5104	6.1051	6.2281	5.9637	5.6377	5.8431	5.9544	3.7840	4.4738	47.5003		
	S	191.897	184.272	180.633	188.641	199.549	192.535	188.936	190.275	191.418	189.472		
27	T	3.5189	6.1714	6.0374	5.7665	5.6512	5.8074	5.8898	3.7346	4.3585	46.9357		
	S	191.434	182.293	186.338	195.092	199.073	193.718	191.008	192.792	196.481	191.752		
28	T	3.4652	6.4765	6.2699	6.1324	6.7729	6.9386	6.2285	3.7877	4.3622	50.4339		
	S	194.400	173.705	179.429	183.452	166.103	162.136	180.621	190.089	196.315	178.451		
29	T	3.3858	5.7770	5.8222	5.6858	5.5282	5.7209	5.7739	3.6192	4.1404	45.4534		
	S	198.959	194.738	193.226	197.861	203.502	196.647	194.842	198.939	206.831	198.005		
30	T	3.3165	6.0937	6.1915	5.8002	5.5601	5.9199	5.9356	3.7240	4.2915	46.8330		
	S	203.117	184.617	181.701	193.959	202.334	190.037	189.534	193.340	199.549	192.172		
31	T	3.3738	6.1187	6.0595	5.8115	5.6007	5.7871	5.8623	3.6862	4.3621	46.6619		
	S	199.667	183.863	185.659	193.582	200.868	194.398	191.904	195.323	196.319	192.877		
32	T	3.4590	6.4841	6.5346	6.1982	5.8759	5.9744	5.9220	3.7411	4.4023	48.5916		
	S	194.749	173.501	172.160	181.504	191.460	188.303	189.970	192.457	194.526	185.217		
33	T	3.4296	5.8336	5.9162	5.7975	5.6648	5.7807	5.9009	3.8038	4.5042	46.6313		
	S	196.418	192.848	190.156	194.049	198.595	194.613	190.649	189.284	190.126	193.003		
34	T	3.5155	5.9678	6.0548	6.0236						80.6847	425.6438	64.4918
	S	191.619	188.512	185.803	186.765						111.545	3.279	128.394
35	T					6.1109	6.0370	5.9960	3.7517	4.3978	462.2975		52.8466
	S					184.097	186.351	187.625	191.913	194.725	19.468		157.557
36	T	3.4419	5.8404	5.8961	5.7847	5.6827	5.8155	5.9011	3.7389	4.4026	46.5039		
	S	195.716	192.624	190.804	194.479	197.969	193.449	190.642	192.570	194.513	193.532		
37	T	3.4499	5.8762	5.9379	5.8216	5.7093	5.8247	5.9247	3.7571	4.4248	46.7262		
	S	195.263	191.450	189.461	193.246	197.047	193.143	189.883	191.637	193.537	192.611		
38	T	3.4675	5.9103	5.9584	5.8534						80.6946	981.9198	64.4316
	S	194.271	190.346	188.809	192.196						111.532	1.421	128.514

Event: **Indy Lights IMS Oval Test**
Track: **Indianapolis Motor Speedway**
Report: **Section Data Report**
Session: **Test Session 1**

2.5 mile(s)

Indy Lights Series
May 21, 2018



Section Data for Car 28 - Kellett, Dalton

Lap	T/SF to T1	T1 to SS1	SS1 to T2	T2 to BS	BS to T3	T3 to SS2	SS2 to T4	T4 to FS	FS to SF	Lap	PI to PO	PO to SF	SF to PI
39	T				6.3979	8.6241				1045.2544	1167.2194		
	S				175.839	130.448				8.610	1.196		
40	T				6.0210	5.8830	5.8529	3.6993	4.3669	1206.3492		55.4388	
	S				186.846	191.229	192.212	194.631	196.103	7.461		150.190	
41	T	3.4318	5.8244	5.8691	5.7476	5.6207	5.7337	5.8319	3.7053	4.3724	46.1369		
	S	196.292	193.153	191.682	195.734	200.153	196.208	192.905	194.316	195.857	195.072		
42	T	3.4209	5.8184	5.8848	5.7584	5.6166	5.7262	5.8402	3.7131	4.3695	46.1481		
	S	196.918	193.352	191.170	195.367	200.299	196.465	192.630	193.908	195.987	195.024		
43	T	3.4166	5.8239	5.9030	5.7784	5.6225	5.7473	5.8565	3.7293	4.3832	46.2607		
	S	197.166	193.170	190.581	194.691	200.089	195.744	192.094	193.066	195.374	194.550		
44	T	3.4270	5.8085	5.8787	5.7446	5.6127	5.7496	5.8586	3.7141	4.3573	46.1511		
	S	196.567	193.682	191.369	195.836	200.438	195.666	192.025	193.856	196.535	195.012		
45	T	3.3953	5.7929	5.8681	5.7274	5.5835	5.7311	5.8734	3.7299	4.3820	46.0836		
	S	198.403	194.203	191.715	196.424	201.487	196.297	191.542	193.035	195.428	195.297		
46	T	3.4138	5.8297	5.9203	5.8414						85.6343		69.0518
	S	197.327	192.977	190.024	192.591						105.098		119.915

Event: **Indy Lights IMS Oval Test**
Track: **Indianapolis Motor Speedway**
Report: **Section Data Report**
Session: **Test Session 1**



Section Data for Car 33 - Windom, Chris (R)

Lap	T/SF to T1	T1 to SS1	SS1 to T2	T2 to BS	BS to T3	T3 to SS2	SS2 to T4	T4 to FS	FS to SF	Lap	PI to PO	PO to SF	SF to PI
1	T	3.8734	6.4954	6.3312	6.0731	5.8994	6.0090	5.9741	3.7830	4.4519	48.8905		61.7308
	S	173.913	173.199	177.691	185.243	190.697	187.219	188.313	190.325	192.359	184.085		134.882
2	T	3.4856	6.0056	6.0390	5.9291	5.8281	5.9206	5.9565	3.7858	4.4582	47.4085		
	S	193.263	187.325	186.289	189.742	193.030	190.015	188.869	190.184	192.087	189.839		
3	T	3.4901	5.9738	6.0434	5.9293	5.8283	5.9291	5.9831	3.7936	4.4628	47.4335		
	S	193.013	188.322	186.153	189.736	193.024	189.742	188.030	189.793	191.889	189.739		
4	T	3.4917	5.9784	6.0447	5.9269	5.8247	5.9299	5.9830	3.7935	4.4610	47.4338		
	S	192.925	188.177	186.113	189.813	193.143	189.717	188.033	189.798	191.967	189.738		
5	T	3.4955	6.0009	6.0698	5.9396	5.8350	5.9443	5.9870	3.7972	4.4621	47.5314		
	S	192.715	187.472	185.344	189.407	192.802	189.257	187.907	189.613	191.919	189.349		
6	T	3.4944	6.0043	6.0824	5.9686	5.8627	5.9638	6.0131	3.8161	4.4875	47.6929		
	S	192.776	187.366	184.960	188.486	191.891	188.638	187.092	188.674	190.833	188.707		
7	T	3.5161	6.0271	6.0867	6.3604						83.1344	555.8648	67.1381
	S	191.586	186.657	184.829	176.876						108.258	2.511	123.333
8	T					6.1808	6.0387	5.9634	3.7555	4.3938	591.7297		51.8612
	S					182.015	186.298	188.651	191.719	194.903	15.210		160.551
9	T	3.4458	5.8966	5.9442	5.8236	5.7389	5.8487	5.8962	3.7159	4.3806	46.6905		
	S	195.495	190.788	189.260	193.179	196.031	192.350	190.801	193.762	195.490	192.759		
10	T	3.4274	5.8625	5.8998	5.7833	5.7071	5.8295	5.8660	3.7080	4.3481	46.4317		
	S	196.544	191.898	190.684	194.526	197.123	192.984	191.783	194.175	196.951	193.833		
11	T	3.4067	5.8530	5.8937	5.7539	5.6548	5.9302	6.1774	3.8265	4.4272	46.9234		
	S	197.739	192.209	190.882	195.520	198.946	189.707	182.115	188.162	193.432	191.802		
12	T	3.4301	5.8735	5.9022	5.7746	5.6810	5.7965	5.8115	3.6662	4.2823	46.2179		
	S	196.390	191.538	190.607	194.819	198.029	194.083	193.582	196.389	199.977	194.730		
13	T	3.3538	5.8319	5.9363	5.8048	5.6377	5.9581	6.0044	3.7310	4.3503	46.6083		
	S	200.858	192.905	189.512	193.805	199.549	188.819	187.363	192.978	196.852	193.099		
14	T	3.4150	5.9386	5.9594	5.7981	5.6959	6.0996	6.0295	3.7456	4.3530	47.0347		
	S	197.258	189.439	188.777	194.029	197.510	184.438	186.583	192.226	196.730	191.348		
15	T	3.4860	6.2526	6.0992	5.8194	5.6259	6.0303	6.1234	3.7881	4.3562	47.5811		
	S	193.240	179.925	184.450	193.319	199.968	186.558	183.721	190.069	196.585	189.151		
16	T	3.4161	6.0512	6.2482	5.9840	5.9276	6.0552	6.0381	3.7325	4.3420	47.7949		
	S	197.195	185.914	180.052	188.001	189.790	185.791	186.317	192.900	197.228	188.305		
17	T	3.3621	6.1615	6.1764	5.9757	5.8040	5.8948	5.8625	3.6952	4.3137	47.2459		
	S	200.362	182.585	182.145	188.262	193.832	190.846	191.898	194.847	198.522	190.493		
18	T	3.3618	5.8065	5.8869	5.7890	5.6420	5.7673	5.9197	3.7543	4.3226	46.2501		
	S	200.380	193.748	191.102	194.334	199.397	195.065	190.043	191.780	198.113	194.594		
19	T	3.3932	6.1509	6.0818	5.7785	5.6067	5.8041	5.8449	3.6899	4.3158	46.6658		
	S	198.525	182.900	184.978	194.687	200.653	193.829	192.475	195.127	198.425	192.861		

Event: **Indy Lights IMS Oval Test**
Track: **Indianapolis Motor Speedway**
Report: **Section Data Report**
Session: **Test Session 1**

2.5 mile(s)
Indy Lights Series
May 21, 2018



Section Data for Car 33 - Windom, Chris (R)

Lap	T/SF to T1	T1 to SS1	SS1 to T2	T2 to BS	BS to T3	T3 to SS2	SS2 to T4	T4 to FS	FS to SF	Lap	PI to PO	PO to SF	SF to PI
20	T	3.4070	6.0267	6.0931	5.7943	5.6543	5.8120	5.8785	3.7252	4.3599	46.7510		
	S	197.721	186.669	184.635	194.156	198.964	193.565	191.375	193.278	196.418	192.509		
21	T	3.4133	5.8698	5.9410	5.8341	5.6867	5.8207	5.8571	3.7167	4.3569	46.4963		
	S	197.356	191.659	189.362	192.832	197.830	193.276	192.075	193.720	196.553	193.564		
22	T	3.4089	5.8518	5.9202	5.7937	5.7258	5.9063	5.9872	3.8024	4.4730	46.8693		
	S	197.611	192.249	190.027	194.176	196.479	190.475	187.901	189.354	191.452	192.023		
23	T	3.5145	6.0204	6.0868	6.0537						82.3908	537.9015	66.4367
	S	191.673	186.865	184.826	185.837						109.235	2.595	124.635
24	T					6.0595	5.9528	5.9681	3.7827	4.4144	574.3762		52.4288
	S					185.659	188.987	188.502	190.340	193.993	15.669		158.813
25	T	3.4411	5.8681	5.8851	5.7461	5.5970	5.7608	5.8740	3.7220	4.3397	46.2339		
	S	195.762	191.715	191.161	195.785	201.001	195.285	191.522	193.444	197.332	194.662		
26	T	3.4154	6.1409	6.3758	5.9243	5.6072	5.9478	5.9707	3.7421	4.3925	47.5167		
	S	197.235	183.198	176.448	189.896	200.635	189.146	188.420	192.405	194.960	189.407		
27	T	3.4659	6.1476	6.1083	5.9223	5.7623	5.9892	5.9127	3.6835	4.3101	47.3019		
	S	194.361	182.998	184.176	189.960	195.235	187.838	190.268	195.466	198.688	190.267		
28	T	3.3624	5.8497	6.3507	6.0805	5.8293	5.9508	5.9084	3.6859	4.2559	47.2736		
	S	200.344	192.318	177.146	185.018	192.991	189.050	190.407	195.339	201.218	190.381		
29	T	3.2962	6.0568	6.1463	5.8439	5.9104	6.1354	5.9852	3.7259	4.3168	47.4169		
	S	204.368	185.742	183.037	192.508	190.342	183.362	187.964	193.242	198.379	189.806		
30	T	3.3546	5.9149	6.0706	5.7720	5.5237	6.0865	6.0203	3.7387	4.3508	46.8321		
	S	200.810	190.198	185.319	194.906	203.668	184.835	186.868	192.580	196.829	192.176		
31	T	3.3731	6.1239	6.4753	6.2279	5.8575	6.3150	6.0664	3.7644	4.3842	48.5877		
	S	199.708	183.706	173.737	180.639	192.061	178.147	185.448	191.266	195.330	185.232		
32	T	3.4169	5.8250	5.8877	5.7552	5.5776	5.7916	5.9714	3.7623	4.4028	46.3905		
	S	197.148	193.133	191.076	195.475	201.700	194.247	188.398	191.372	194.504	194.005		
33	T	3.4494	5.9939	6.0169	5.8516	5.7427	5.9348	6.0441	3.8547	4.5565	47.4446		
	S	195.291	187.691	186.973	192.255	195.901	189.560	186.132	186.785	187.943	189.695		
34	T	3.5611	6.0677	6.1369	6.2017	8.3149					81.3595	1527.5307	65.3664
	S	189.165	185.408	183.317	181.402	135.299					110.620	0.914	126.676
35	T					6.0786	6.0868	6.0162	3.7440	4.2920	1564.2059		52.6683
	S					185.076	184.826	186.995	192.308	199.526	5.754		158.091
36	T	3.3684	6.0648	6.6596									
	S	199.987	185.497	168.929									

Event: **Indy Lights IMS Oval Test**
Track: **Indianapolis Motor Speedway**
Report: **Section Data Report**
Session: **Test Session 1**

2.5 mile(s)

Indy Lights Series
May 21, 2018



Section Data for Car 48 - Norman, Ryan

Lap	T/SF to T1	T1 to SS1	SS1 to T2	T2 to BS	BS to T3	T3 to SS2	SS2 to T4	T4 to FS	FS to SF	Lap	PI to PO	PO to SF	SF to PI	
1	T	3.5415	6.1422	6.0393	5.8975	7.4425	7.2797	6.7344	4.0785	4.6219	78.5117	209.3162	61.0219	62.5303
	S	190.212	183.159	186.280	190.759	151.159	154.539	167.053	176.535	185.284	114.633	6.668	136.449	132.421
2	T					6.0571	5.9736			4.3964	244.2674		50.9326	
	S					185.732	188.329			194.787	36.845		163.478	
3	T	3.4543	5.8804	5.9239	5.8180	5.7766	5.8738	5.8714	3.7201	4.4155	46.7340			
	S	195.014	191.314	189.909	193.365	194.751	191.528	191.607	193.543	193.945	192.579			
4	T	3.4768	5.9291	5.9731	5.8712	5.8127	5.9017	5.9410	3.7502	4.4343	47.0901			
	S	193.752	189.742	188.344	191.613	193.542	190.623	189.362	191.990	193.123	191.123			
5	T	3.4888	5.9486	5.9788	5.8718	5.8331	5.9288	5.9467	3.7605	4.4623	47.2194			
	S	193.085	189.120	188.165	191.594	192.865	189.752	189.181	191.464	191.911	190.600			
6	T	3.5149	5.9815	6.0348	5.9082	5.8494	5.9372	5.9408	3.7619	4.4602	47.3889			
	S	191.652	188.080	186.419	190.413	192.327	189.483	189.368	191.393	192.001	189.918			
7	T	3.5101	5.9943	6.0453	5.9125	6.9132					73.6047	258.9939		57.6725
	S	191.914	187.678	186.095	190.275	162.732					122.275	5.389		143.575
8	T					6.0972	6.0125	5.9352	3.7460	4.4350	294.0484		50.9867	
	S					184.511	187.110	189.547	192.205	193.092	30.607		163.305	
9	T	3.5007	5.9539	5.9765	5.8660	5.8326	5.9297	5.9362	3.7474	4.4430	47.1860			
	S	192.429	188.952	188.237	191.783	192.881	189.723	189.515	192.133	192.744	190.735			
10	T	3.5035	5.9674	5.9942	5.8810	5.8305	5.9309	5.9348	3.7505	4.4450	47.2378			
	S	192.275	188.524	187.681	191.294	192.951	189.685	189.560	191.974	192.658	190.525			
11	T	3.5146	5.9951	6.0144	5.8959	5.8353	5.9284	5.9365	3.7493	4.4510	47.3205			
	S	191.668	187.653	187.051	190.811	192.792	189.765	189.506	192.036	192.398	190.192			
12	T	3.5119	5.9815	6.0049	5.8865						72.1393	249.1591		56.2158
	S	191.815	188.080	187.347	191.115						124.759	5.602		147.296
13	T					6.5409	6.3760	6.3432	3.9155	4.3868	289.2082		55.9726	
	S					171.995	176.443	177.355	183.885	195.214	31.119		148.758	
14	T	3.4481	6.1548	5.9743	5.7421	5.5865	5.7336	5.8430	3.6864	4.2504	46.4192			
	S	195.365	182.784	188.307	195.921	201.378	196.212	192.538	195.313	201.478	193.885			
15	T	3.3257	5.8287	5.9629	5.7207	5.5678	5.9434	6.0774	3.7983	4.3248	46.5497			
	S	202.555	193.010	188.667	196.654	202.055	189.286	185.112	189.558	198.012	193.342			
16	T	3.3703	6.0370	5.9448	5.7315	5.5843	6.1113	6.0067	3.7199	4.2333	46.7391			
	S	199.874	186.351	189.241	196.284	201.458	184.085	187.291	193.554	202.292	192.558			
17	T	3.3586	6.0744	6.0022	5.7802	5.5979	5.9002	5.9693	3.7911	4.4767	46.9506			
	S	200.571	185.203	187.431	194.630	200.968	190.672	188.464	189.918	191.294	191.691			
18	T	3.5111	6.0133	6.0653	5.9659	5.8867	6.1879	6.1454	3.8018	4.4350	48.0124			
	S	191.859	187.085	185.481	188.572	191.109	181.806	183.064	189.384	193.092	187.452			
19	T	3.3867	6.0893	6.1610	5.8314	5.6279	5.8121	5.8776	3.7145	4.2831	46.7836			
	S	198.906	184.750	182.600	192.921	199.897	193.562	191.405	193.835	199.940	192.375			

Event: **Indy Lights IMS Oval Test**
Track: **Indianapolis Motor Speedway**
Report: **Section Data Report**
Session: **Test Session 1**

2.5 mile(s)

Indy Lights Series
May 21, 2018



Section Data for Car 48 - Norman, Ryan

Lap	T/SF to T1	T1 to SS1	SS1 to T2	T2 to BS	BS to T3	T3 to SS2	SS2 to T4	T4 to FS	FS to SF	Lap	PI to PO	PO to SF	SF to PI
20	T	3.3440	5.9603	5.9792	5.7757	5.6743	5.9769	5.9585	3.7268	4.3091	46.7048		
	S	201.446	188.749	188.152	194.782	198.262	188.225	188.806	193.195	198.734	192.700		
21	T	3.3577	5.7909	5.9065	5.8427						71.3539	550.2249	55.4341
	S	200.624	194.270	190.468	192.548						126.132	2.537	149.373
22	T					6.0433	6.1124	6.1568	3.8105	4.3724	584.4426		50.1375
	S					186.157	184.052	182.725	188.952	195.857	15.399		166.071
23	T	3.4462	6.0556	5.9596	5.7513	5.5701	5.7684	5.8102	3.6817	4.2856	46.3287		
	S	195.472	185.778	188.771	195.608	201.971	195.028	193.625	195.562	199.824	194.264		
24	T	3.3508	5.8449	5.8492	5.6038	5.5411	6.1394	6.0245	3.7686	4.3054	46.4277		
	S	201.037	192.475	192.334	200.757	203.028	183.243	186.737	191.052	198.905	193.850		
25	T	3.3313	5.9786	6.0000	5.8029	5.5694	6.2530	6.0308	3.7186	4.2642	46.9488		
	S	202.214	188.171	187.500	193.869	201.997	179.914	186.542	193.621	200.826	191.698		
26	T	3.3447	6.1324	6.0145	5.7340	5.5836	5.9620	5.8723	3.6397	4.3198	46.6030		
	S	201.404	183.452	187.048	196.198	201.483	188.695	191.577	197.819	198.242	193.121		
27	T	3.4485	6.0700	6.1027	5.9627	5.8618	5.9630	5.9602	3.7287	4.3363	47.4339		
	S	195.342	185.338	184.345	188.673	191.921	188.663	188.752	193.097	197.487	189.738		
28	T	3.4563	5.9473	6.0411	5.9506	5.9859	6.1137	6.1295	3.8656	4.5928	48.0828		
	S	194.901	189.161	186.224	189.057	187.942	184.013	183.539	186.258	186.458	187.177		
29	T	3.6373	6.3915	6.1026	5.6976	5.5820	5.7724	5.7909	3.6377	4.2287	46.8407		
	S	185.202	176.015	184.348	197.452	201.541	194.893	194.270	197.927	202.512	192.141		
30	T	3.3372	6.2821	6.1864	5.8317	5.5975	5.9938	5.8839	3.6375	4.2248	46.9749		
	S	201.857	179.080	181.851	192.911	200.983	187.694	191.200	197.938	202.699	191.592		
31	T	3.4538	6.1501	6.0706	5.7616	5.6303	5.9993	5.9755	3.7384	4.3202	47.0998		
	S	195.042	182.924	185.319	195.258	199.812	187.522	188.269	192.596	198.223	191.084		
32	T	3.4211	6.0128	6.0124	5.7807	5.5862	5.9082	5.9994	3.7542	4.3020	46.7770		
	S	196.906	187.101	187.113	194.613	201.389	190.413	187.519	191.785	199.062	192.402		
33	T	3.3718	6.1081	6.1740	6.0152	5.8666	5.9854	5.8962	3.6888	4.3333	47.4394		
	S	199.785	184.182	182.216	187.026	191.764	187.957	190.801	195.185	197.624	189.716		
34	T	3.4523	5.9813	6.0548	5.8264	6.9066					73.4771	477.6393	57.5419
	S	195.127	188.086	185.803	193.087	162.888					122.487	2.922	143.901
35	T					6.8076	6.5391	6.1341	3.7697	4.3923	513.8677		52.1636
	S					165.256	172.042	183.401	190.997	194.969	17.514		159.620
36	T	3.4330	5.8433	5.8701	5.7238	5.5953	5.8685	5.8794	3.6691	4.3740	46.2565		
	S	196.224	192.528	191.649	196.548	201.062	191.701	191.346	196.233	195.785	194.567		
37	T	3.4649	5.9235	6.0003	5.8792	5.7854	5.8859	5.9536	3.7738	4.4577	47.1243		
	S	194.417	189.921	187.491	191.353	194.455	191.135	188.961	190.789	192.109	190.984		
38	T	3.5116	5.9817	6.0247	5.9114						72.8456	2237.6372	56.9219
	S	191.832	188.074	186.731	190.310						123.549	0.624	145.468

Event: Indy Lights IMS Oval Test
 Track: Indianapolis Motor Speedway
 Report: Section Data Report
 Session: Test Session 1

2.5 mile(s)

Indy Lights Series
 May 21, 2018



Section Data for Car 48 - Norman, Ryan

Lap	T/SF to T1	T1 to SS1	SS1 to T2	T2 to BS	BS to T3	T3 to SS2	SS2 to T4	T4 to FS	FS to SF	Lap	PI to PO	PO to SF	SF to PI
39	T				6.0650	5.8858	5.8709	3.7103	4.3841	2272.3103		50.5968	
	S				185.491	191.138	191.623	194.054	195.334	3.961		164.563	
40	T	3.4399	5.8334	5.8616	5.7508	5.6326	5.7473	5.8436	3.7157	4.3779	46.2028		
	S	195.830	192.855	191.927	195.625	199.730	195.744	192.518	193.772	195.611	194.793		
41	T	3.4276	5.8373	5.8897	5.7762	5.6414	5.7627	5.8820	3.7314	4.3887	46.3370		
	S	196.533	192.726	191.011	194.765	199.419	195.221	191.261	192.957	195.129	194.229		
42	T	3.4328	5.8500	5.9139	5.7975	5.6485	5.7709	5.8829	3.7412	4.3977	46.4354		
	S	196.235	192.308	190.230	194.049	199.168	194.944	191.232	192.452	194.730	193.818		
43	T	3.4372	5.8518	5.9209	5.8047						72.2610		56.3092
	S	195.984	192.249	190.005	193.808						124.549		147.051

Event: **Indy Lights IMS Oval Test**
Track: **Indianapolis Motor Speedway**
Report: **Section Data Report**
Session: **Test Session 1**

2.5 mile(s)

Indy Lights Series
May 21, 2018



Section Data for Car 5 - Urrutia, Santi

Lap	T/SF to T1	T1 to SS1	SS1 to T2	T2 to BS	BS to T3	T3 to SS2	SS2 to T4	T4 to FS	FS to SF	Lap	PI to PO	PO to SF	SF to PI
1	T	3.5326	6.1376	6.0805	5.9294	5.8151	5.8854	5.9047	3.7480	4.4116	47.4449		57.1984
	S	190.691	183.296	185.018	189.733	193.462	191.151	190.526	192.102	194.116	189.694		145.570
2	T	3.4529	5.9107	5.9719	5.8945	5.7826	5.8765	5.9143	3.7548	4.4125	46.9707		
	S	195.093	190.333	188.382	190.856	194.549	191.440	190.217	191.755	194.077	191.609		
3	T	3.4614	5.9476	6.0243	5.9452	5.8252	5.9311	5.9831	3.8053	4.4641	47.3873		
	S	194.614	189.152	186.744	189.228	193.126	189.678	188.030	189.210	191.833	189.924		
4	T	3.4816	6.0869	6.1201	5.9908						74.4962	1256.5555	58.4142
	S	193.485	184.823	183.821	187.788						120.812	1.111	141.752
5	T					6.1635	6.0817	6.0457	3.8162	4.4872	1292.8953		52.4218
	S					182.526	184.981	186.083	188.669	190.846	6.961		158.834
6	T	3.4973	5.9511	6.0039	5.8971	5.7646	5.8649	5.9389	3.7801	4.4441	47.1420		
	S	192.616	189.041	187.378	190.772	195.157	191.819	189.429	190.471	192.697	190.913		
7	T	3.4712	5.9385	6.0078	5.9022	5.7698	5.8763	5.9590	3.7866	4.4432	47.1546		
	S	194.064	189.442	187.257	190.607	194.981	191.447	188.790	190.144	192.736	190.862		
8	T	3.4714	5.9359	6.0051	5.9163						71.3671	1365.7507	55.3789
	S	194.053	189.525	187.341	190.153						126.109	1.022	149.522
9	T					6.0252	5.9219	5.8901	3.7078	4.3137	1400.6843		50.9218
	S					186.716	189.973	190.998	194.185	198.522	6.425		163.513
10	T	3.3570	5.8149	5.9429									
	S	200.666	193.469	189.302									

Event: **Indy Lights IMS Oval Test**
Track: **Indianapolis Motor Speedway**
Report: **Section Data Report**
Session: **Test Session 1**

2.5 mile(s)

Indy Lights Series
May 21, 2018



Section Data for Car 9 - Telitz, Aaron

Lap	T/SF to T1	T1 to SS1	SS1 to T2	T2 to BS	BS to T3	T3 to SS2	SS2 to T4	T4 to FS	FS to SF	Lap	PI to PO	PO to SF	SF to PI
1	T	4.0519	6.9510	6.9474	6.8196	6.7270	6.7946	6.8091	4.3203	4.9766	54.3975		63.8401
	S	166.252	161.847	161.931	164.966	167.237	165.573	165.220	166.655	172.078	165.449		130.425
2	T	3.7195	6.3612	6.2304	5.9941	5.8619	5.9437	5.9856	3.8009	4.4730	48.3703		
	S	181.109	176.853	180.566	187.685	191.917	189.276	187.951	189.429	191.452	186.065		
3	T	3.5030	5.9876	6.0718	5.9653	5.8563	5.9509	6.0020	3.8061	4.4788	47.6218		
	S	192.303	187.888	185.283	188.591	192.101	189.047	187.438	189.170	191.204	188.989		
4	T	3.5140	6.0132	6.0880	5.9818	5.8619	5.9487	6.0093	3.8163	4.4862	47.7194		
	S	191.701	187.088	184.790	188.070	191.917	189.117	187.210	188.664	190.888	188.603		
5	T	3.5124	6.0184	6.0881	5.9763	5.8593	5.9610	6.0189	3.8222	4.4929	47.7495		
	S	191.788	186.927	184.787	188.244	192.002	188.727	186.911	188.373	190.604	188.484		
6	T	3.5221	6.0289	6.0999	5.9850	5.8591	5.9583	6.0210	3.8330	4.8969	48.2042		
	S	191.260	186.601	184.429	187.970	192.009	188.812	186.846	187.842	174.879	186.706		
7	T	4.2125	7.5357	7.4295	7.0364						79.2424	787.6097	63.3680
	S	159.914	149.289	151.423	159.883						113.576	1.772	130.671
8	T					6.5886	6.4124	6.3454	4.3426	5.4456	832.1950		60.4597
	S					170.749	175.441	177.294	165.799	157.258	10.815		137.718
9	T	4.1761	7.0119	7.2296	6.5421	6.1070	6.8053	6.3794	3.8615	4.4247	52.5376		
	S	161.308	160.442	155.610	171.963	184.215	165.312	176.349	186.456	193.542	171.306		
10	T	3.4156	6.0409	6.0153	5.9531						76.8892	596.7322	60.9808
	S	197.223	186.231	187.023	188.977						117.052	2.339	135.786
11	T					6.2445	6.1420	6.0810	3.8124	4.4800	634.7934		53.9696
	S					180.159	183.165	185.002	188.857	191.153	14.178		154.279
12	T	3.5020	5.9503	5.9863	5.8688	5.7678	5.8695	5.9564	3.7684	4.4444	47.1139		
	S	192.358	189.066	187.929	191.692	195.048	191.669	188.872	191.063	192.684	191.026		
13	T	3.7039	7.3345	7.6243	6.9979	7.0996					78.2838	862.6643	62.1011
	S	181.872	153.385	147.555	160.763	158.460					114.966	1.618	133.336
14	T					6.1341	6.3410	6.1169	3.7902	4.4058	900.5209		54.0393
	S					183.401	177.417	183.917	189.964	194.372	9.994		154.080
15	T	3.4213	6.0832	6.2011	6.2236	6.8228	8.3413	10.0461			77.9311		61.2041
	S	196.895	184.936	181.419	180.764	164.888	134.871	111.984			115.487		135.291

Event: **Indy Lights IMS Oval Test**
Track: **Indianapolis Motor Speedway**
Report: **Section Data Report**
Session: **Test Session 1**

2.5 mile(s)

Indy Lights Series
May 21, 2018



Section Data for Car 98 - Herta, Colton

Lap	T/SF to T1	T1 to SS1	SS1 to T2	T2 to BS	BS to T3	T3 to SS2	SS2 to T4	T4 to FS	FS to SF	Lap	PI to PO	PO to SF	SF to PI
1	T				6.3660	6.5598	6.2516	3.8967	4.5903	250.8436	211.6776	55.2739	
	S				176.720	171.499	179.954	184.772	186.559	35.879	6.593	150.638	
2	T	3.6015	6.1251	6.1272	6.0352					71.3346	351.9181		55.3238
	S	187.043	183.670	183.608	186.406					126.166	3.966		149.671
3	T				6.2082	6.0517	5.9612	3.7544	4.4434	388.8136		52.9063	
	S				181.212	185.898	188.720	191.775	192.727	23.147		157.379	
4	T	3.4871	5.9378	5.9796	5.8610	5.8099	5.8989	5.9242	3.7548	4.4275	47.0808		
	S	193.180	189.464	188.140	191.947	193.635	190.714	189.899	191.755	193.419	191.161		
5	T	3.4883	5.9662	6.0310	5.8876	5.8211	5.9206	5.9422	3.7604	4.4315	47.2489		
	S	193.113	188.562	186.536	191.080	193.262	190.015	189.324	191.469	193.245	190.481		
6	T	3.4883	5.9557	6.0144	5.8899	5.8186	5.9063	5.9348	3.7533	4.4252	47.1865		
	S	193.113	188.895	187.051	191.005	193.345	190.475	189.560	191.831	193.520	190.733		
7	T	3.4992	6.4227	6.4453	6.2021					74.3070	817.5127		58.3383
	S	192.512	175.160	174.546	181.390					121.119	1.707		141.937
8	T				6.1769	6.0316	5.9884	3.7699	4.4505	854.6513		53.1073	
	S				182.130	186.518	187.863	190.986	192.420	10.531		156.784	
9	T	3.5067	5.9800	6.0149	5.8902	5.8389	5.9396	5.9811	3.7734	4.4608	47.3856		
	S	192.100	188.127	187.036	190.995	192.673	189.407	188.092	190.809	191.975	189.931		
10	T	3.5107	5.9886	6.0356	5.8985	5.8380	5.9370	5.9806	3.7773	4.4632	47.4295		
	S	191.881	187.857	186.394	190.726	192.703	189.490	188.108	190.612	191.872	189.755		
11	T	3.5172	6.0017	6.0311	5.8998					69.8473	618.6500		53.8869
	S	191.526	187.447	186.533	190.684					128.853	2.256		153.661
12	T				7.1399	7.2193	7.2313	4.2126	4.7644	665.3003		62.6107	
	S				157.565	155.832	155.574	170.916	179.742	13.528		132.986	
13	T	3.6476	6.2630	6.1489	5.9667	5.8636	5.9475	5.9663	3.7840	4.4705	48.0581		
	S	184.679	179.626	182.960	188.546	191.862	189.155	188.559	190.275	191.559	187.273		
14	T	3.5081	6.2311	6.0362	5.7908	5.6704	5.9229	5.8990	3.6967	4.3082	47.0634		
	S	192.023	180.546	186.376	194.274	198.399	189.941	190.710	194.768	198.775	191.231		
15	T	3.4225	5.9668	6.0926	5.7923	5.7074	5.9063	5.9920	3.8080	4.4804	47.1683		
	S	196.826	188.543	184.650	194.223	197.113	190.475	187.750	189.076	191.136	190.806		
16	T	3.5184	6.0722	6.0475	5.7105	5.6942	6.0167		4.3187	47.0207			
	S	191.461	185.271	186.027	197.006	197.569	186.980		198.292	191.405			
17	T	3.5268	6.3255	6.2411	6.1552					71.9185	664.9304		55.9464
	S	191.005	177.852	180.257	182.772					125.142	2.099		148.005
18	T				6.1981	6.0424	6.0093	3.7896	4.4677	701.8924		52.9341	
	S				181.507	186.184	187.210	189.994	191.679	12.822		157.297	
19	T	3.5037	5.9483	5.9839	5.8652	5.7810	6.2356	8.5506		67.8386	904.1777		51.8373
	S	192.264	189.130	188.004	191.809	194.603	180.416	131.570		132.668	1.544		159.737

Event: **Indy Lights IMS Oval Test**
Track: **Indianapolis Motor Speedway**
Report: **Section Data Report**
Session: **Test Session 1**

2.5 mile(s)

Indy Lights Series
May 21, 2018



Section Data for Car 98 - Herta, Colton

Lap	T/SF to T1	T1 to SS1	SS1 to T2	T2 to BS	BS to T3	T3 to SS2	SS2 to T4	T4 to FS	FS to SF	Lap	PI to PO	PO to SF	SF to PI
20	T				6.2322	6.0467	5.9902	3.7860	4.4748	942.1608		53.9844	
	S				180.514	186.052	187.807	190.174	191.375	9.553		154.236	
21	T	3.5082	5.9314	5.9565	5.8272	6.3668	8.1739	10.6011		76.3927	1143.2247		60.3570
	S	192.018	189.669	188.869	193.060	176.698	137.633	106.121		117.812	1.221		137.189
22	T				6.1422	5.9991	5.9923	3.7858	4.4880	1186.4432		59.2542	
	S				183.159	187.528	187.741	190.184	190.812	7.586		140.519	
23	T	3.5238	5.9498	5.9728	5.8358	5.7490	5.8521	5.9460	3.7703	4.4611	47.0607		
	S	191.168	189.082	188.354	192.776	195.686	192.239	189.203	190.966	191.962	191.242		
24	T	3.5067	5.9413	5.9659	5.8366	5.7435	5.8631	5.9443	3.7646	4.4552	47.0212		
	S	192.100	189.352	188.572	192.749	195.874	191.878	189.257	191.255	192.217	191.403		
25	T	3.4982	5.9474	5.9804	5.8413	5.7664	6.2793	6.5260	4.2013	4.8607	48.9010		
	S	192.567	189.158	188.115	192.594	195.096	179.160	172.387	171.376	176.181	184.045		
26	T	3.6788	6.0820	6.0402	5.8762	5.7598	5.8815	5.9639	3.8131	4.6857	47.7812		
	S	183.113	184.972	186.252	191.450	195.319	191.278	188.635	188.823	182.761	188.359		
27	T	3.7756	6.1264	5.9114	5.7766	5.7278	6.3356	7.0711	4.3131	4.8472	49.8848		
	S	178.418	183.631	190.310	194.751	196.410	177.568	159.098	166.933	176.672	180.416		
28	T	3.6874	6.3962	6.2136	6.1630	6.0629	5.9435	5.8521	3.6878	4.3938	48.4003		
	S	182.686	175.886	181.054	182.541	185.555	189.282	192.239	195.238	194.903	185.949		
29	T	3.4713	5.9146	5.9836	5.8619	5.7490	5.8661	5.9461	3.7786	4.4666	47.0378		
	S	194.059	190.207	188.014	191.917	195.686	191.780	189.200	190.547	191.726	191.335		
30	T	3.5124	6.0179	6.4839	6.5606								59.1681
	S	191.788	186.942	173.507	171.478								139.946

Event: Indy Lights IMS Oval Test
Track: Indianapolis Motor Speedway
Report: Section Data Report
Session: Test Session 1






2.5 mile(s)
Indy Lights Series
May 21, 2018



Section Data for Car

Report Support Information

Section Legend	
Name	Length
SF to T1	0.187121 miles
T1 to SS1	0.312500 miles
SS1 to T2	0.312500 miles
T2 to BS	0.312500 miles
BS to T3	0.312500 miles
T3 to SS2	0.312500 miles
SS2 to T4	0.312500 miles
T4 to FS	0.200000 miles
FS to SF	0.237879 miles
T1 to T2	0.625000 miles
T2 to T3	0.625000 miles
T3 to T4	0.625000 miles
T4 to SF	0.437879 miles
Lap	2.500000 miles
PI to PO	0.387689 miles
PO to SF	2.312879 miles
SF to PI	2.300095 miles
PO to BS	0.937500 miles
BS to PI	1.175473 miles
PO to PI	2.112973 miles

Color Legend	
	Fastest Lap
	Section Under Caution
	Section Under Green
	Section Time Data
	Section Speed Data

