

Event: Grand Prix of Houston
 Track: Reliant Park Stadium Circuit
 Report: Section Data Report
 Session: Race

Round 11
 1.634 mile(s)

Firestone Indy Lights Series
 October 5, 2013



Section Data for Car 12 - Veach, Zach (R)

Lap	T/S	SF to I1	I9 to SF	I1 to I2	I2 to I3	I3 to I4	I4 to I5	I5 to I6	I6 to I7	I7 to I8	I8 to I9	Lap	PO to SF	SF to PI
1	T	3.9952	4.8075	10.9015	7.9581	9.0370	5.2474	3.1294	10.7876	10.5339	4.1593	70.5569	96.1977	
	S	122.875	94.029	79.931	66.142	71.826	123.957	112.859	73.633	65.114	98.028	83.371	56.035	
2	T	4.0148	4.5870	10.1142	7.8490	8.7721	5.1989	2.9675	10.4624	10.2292	4.1209	68.3160		
	S	122.275	98.549	86.153	67.061	73.995	125.114	119.017	75.921	67.054	98.941	86.106		
3	T	3.9497	5.0357	10.1496	7.4760	8.7044	5.1920	2.9529	10.3448	10.1977	4.1083	68.1111		
	S	124.290	89.768	85.852	70.407	74.570	125.280	119.605	76.784	67.261	99.245	86.365		
4	T	4.1138	4.5773	9.9412	7.4642	8.5750	5.1790	2.9606	10.2401	10.2373	4.0891	67.3776		
	S	119.332	98.758	87.652	70.518	75.696	125.595	119.294	77.569	67.001	99.711	87.305		
5	T	3.9363	4.6061	9.8747	7.3133	8.5688	5.1935	2.9836	10.3211	10.1898	4.1017	67.0889		
	S	124.713	98.141	88.242	71.973	75.751	125.244	118.374	76.961	67.313	99.404	87.681		
6	T	3.9293	4.6913	9.9620	7.4508	8.5351	5.2333	3.0004	10.2830	10.2207	4.0933	67.3992		
	S	124.936	96.358	87.469	70.645	76.050	124.291	117.712	77.246	67.110	99.608	87.277		
7	T	3.9867	4.6703	9.7988	7.2973	8.5330	5.1410	3.0952	10.2538	10.1475	4.1148	67.0384		
	S	123.137	96.792	88.926	72.131	76.068	126.523	114.106	77.466	67.594	99.088	87.747		
8	T	3.9323	4.6165	9.7740	7.4107	8.4619	5.1518	2.9806	10.2090	10.0995	4.1020	66.7383		
	S	124.840	97.920	89.151	71.028	76.707	126.258	118.494	77.806	67.915	99.397	88.141		
9	T	3.8980	4.6564	9.7270	7.3129	8.5100	5.1379	3.0143	10.3241	10.1094	4.0960	66.7860		
	S	125.939	97.080	89.582	71.977	76.274	126.599	117.169	76.938	67.849	99.543	88.078		
10	T	3.9342	4.9222	9.7157	7.4625	9.9911	5.2347	3.1307	10.5732	10.1752	4.0792	69.2187		
	S	124.780	91.838	89.686	70.534	64.967	124.258	112.812	75.126	67.410	99.953	84.983		
11	T	4.0792	4.6979	10.1664	7.8785	8.6068	5.1893	2.9798	10.2381	10.0753	4.0796	67.9909		
	S	120.344	96.223	85.710	66.810	75.416	125.345	118.525	77.585	68.078	99.943	86.517		
12	T	3.9823	4.6844	9.6469	7.3855	8.5690	5.1800	2.9721	10.4788	10.1736	4.1052	67.1778		
	S	123.273	96.500	90.326	71.270	75.749	125.570	118.832	75.802	67.420	99.320	87.565		
13	T	3.9752	4.5898	9.6764	7.3876	8.5465	5.2080	2.9814	10.2750	10.1003	4.1355	66.8757		
	S	123.493	98.489	90.050	71.250	75.948	124.895	118.462	77.306	67.910	98.592	87.960		
14	T	3.9012	4.5994	9.5543	7.4313	8.4553	5.1961	2.9650	10.1659	10.1446	4.0695	66.4826		
	S	125.835	98.284	91.201	70.831	76.767	125.181	119.117	78.136	67.613	100.191	88.480		
15	T	3.9053	4.6739	9.6314	7.2971	8.4012	5.1885	2.9680	10.2255	10.1311	4.1386	66.5606		
	S	125.703	96.717	90.471	72.133	77.262	125.365	118.997	77.680	67.703	98.518	88.377		
16	T	3.9235	4.6506	9.6292	7.2131	8.4143	5.1989	2.9730	10.2045	10.1095	4.1154	66.4320		
	S	125.120	97.202	90.492	72.973	77.141	125.114	118.796	77.840	67.848	99.074	88.548		
17	T	3.9434	4.6366	9.6612	7.3110	8.4445	5.1917	2.9595	10.2166	10.0882	4.0901	66.5428		
	S	124.489	97.495	90.192	71.996	76.866	125.287	119.338	77.748	67.991	99.686	88.400		
18	T	3.9407	4.6206	9.7646	7.3775	8.5301	5.1772	2.9654	10.2132	10.0407	4.0701	66.7001		
	S	124.574	97.833	89.237	71.347	76.094	125.638	119.101	77.774	68.313	100.176	88.192		
19	T	3.9202	5.2364	9.6716	7.6845	8.6131	5.4677	4.2978	12.3504	11.1473	4.4180	72.8070		
	S	125.226	86.328	90.095	68.497	75.361	118.963	82.177	64.315	61.531	92.288	80.794		

Event: Grand Prix of Houston
 Track: Reliant Park Stadium Circuit
 Report: Section Data Report
 Session: Race

Round 11
 1.634 mile(s)

Firestone Indy Lights Series
 October 5, 2013



Section Data for Car 12 - Veach, Zach (R)

Lap	T/S	SF to I1	I9 to SF	I1 to I2	I2 to I3	I3 to I4	I4 to I5	I5 to I6	I6 to I7	I7 to I8	I8 to I9	Lap	PO to SF	SF to PI
20	T	4.7302	7.9127	11.7909	10.5048	11.1298	12.8446	7.8075	15.5159	15.1338	6.9106	104.2808		
	S	103.782	57.129	73.901	50.107	58.320	50.640	45.236	51.194	45.323	59.000	56.409		
21	T	8.1654	6.5685	18.1032	13.3760	12.4075	10.8204	7.0305	13.9023	11.9252	6.7953	109.0943		
	S	60.121	68.820	48.133	39.351	52.314	60.114	50.236	57.136	57.518	60.001	53.920		
22	T	6.9380	4.9661	16.2742	11.3915	12.0592	11.1594	6.8274	11.3620	13.5364	4.2219	98.7361		
	S	70.757	91.026	53.543	46.207	53.825	58.288	51.730	69.910	50.671	96.574	59.577		
23	T	4.8570	5.8418	12.3193	10.9058	12.6454	11.1454	6.6414	11.3345	10.7147	4.2876	90.6929		
	S	101.072	77.381	70.732	48.265	51.330	58.361	53.179	70.080	64.016	95.095	64.861		
24	T	8.9532	6.4332	14.5804	10.9743	11.4758	10.5027	5.9007	11.4946	14.8680	7.1538	102.3367		
	S	54.831	70.268	59.763	47.963	56.562	61.932	59.854	69.104	46.133	56.995	57.481		
25	T	7.7533	7.7903	16.8347	11.1779	9.5178	9.0297	5.2195	14.7762	15.2377	6.8069	104.1440		
	S	63.316	58.027	51.760	47.090	68.198	72.035	67.666	53.757	45.014	59.899	56.483		
26	T	7.6659	7.1450	18.2058	14.4000	11.7345	8.1054	5.3538	16.3754	13.6736	7.0353	109.6947		
	S	64.038	63.267	47.862	36.553	55.315	80.250	65.968	48.507	50.163	57.954	53.625		
27	T	7.0764	4.7800	15.2332	12.3162	11.2852	10.2018	6.7511	11.9417	13.5270	4.2119	97.3245		
	S	69.373	94.570	57.202	42.738	57.517	63.759	52.315	66.516	50.707	96.804	60.441		
28	T	4.0040	4.9325	10.1655	8.0846	9.2308	5.4517	3.1497	30.2826	10.7602	4.1915	90.2531		
	S	122.605	91.646	85.718	65.107	70.318	119.312	112.132	26.230	63.745	97.275	65.177		
29	T	4.0176	4.6367	9.9090	7.4487	8.6719	5.1659	3.5071	10.6841	10.3883	4.1568	68.5861		
	S	122.190	97.493	87.937	70.665	74.850	125.913	100.705	74.346	66.027	98.087	85.767		
30	T	3.9166	4.7409	9.8454	7.4492	8.5200	5.1601	3.0291	10.4256	10.6267	4.1889	67.9025		
	S	125.341	95.350	88.505	70.660	76.184	126.055	116.596	76.189	64.546	97.335	86.630		
31	T	3.9429	4.7435	9.9353	7.5903	8.6065	5.1575	3.0903	10.6329	10.3150	4.0658	68.0800		
	S	124.505	95.298	87.704	69.347	75.419	126.118	114.287	74.704	66.496	100.282	86.404		
32	T	3.9849	4.6564	9.9115	7.4743	8.5838	5.1461	3.0171	10.4999	10.5170	4.1297	67.9207		
	S	123.192	97.080	87.914	70.423	75.618	126.398	117.060	75.650	65.219	98.730	86.607		
33	T	3.9108	4.6046	9.9089	7.6353	8.5654	5.1374	2.9804	10.4873	10.4644	4.0877	67.7822		
	S	125.527	98.173	87.937	68.938	75.781	126.612	118.501	75.741	65.547	99.745	86.784		
34	T	3.9013		9.7642	7.5456	9.1254	6.9265	4.2518	11.9987	511.7033				585.9922
	S	125.832		89.241	69.758	71.130	93.908	83.066	66.200	1.340				9.265

Event: Grand Prix of Houston
 Track: Reliant Park Stadium Circuit
 Report: Section Data Report
 Session: Race

Round 11
 1.634 mile(s)

Firestone Indy Lights Series
 October 5, 2013



Section Data for Car 2 - Dempsey, Peter

Lap	T/S	SF to I1	I9 to SF	I1 to I2	I2 to I3	I3 to I4	I4 to I5	I5 to I6	I6 to I7	I7 to I8	I8 to I9	Lap	PO to SF
1	T	4.0489	4.7449	10.9476	7.9513	9.2599	5.2592	3.1632	11.1322	10.6028	4.1333	71.2433	96.8627
	S	121.245	95.270	79.594	66.198	70.097	123.679	111.653	71.353	64.691	98.644	82.568	55.650
2	T	4.1151	4.6749	10.1723	7.5497	8.8210	5.1885	3.1140	10.7500	10.4779	4.1419	69.0053	
	S	119.295	96.696	85.660	69.720	73.585	125.365	113.417	73.890	65.462	98.440	85.246	
3	T	4.0067	4.5328	9.8494	7.3850	8.6568	5.1929	2.9481	10.3849	10.2458	4.1192	67.3216	
	S	122.522	99.728	88.469	71.275	74.980	125.258	119.800	76.488	66.945	98.982	87.378	
4	T	3.9357	4.5051	9.8925	7.4005	8.8800	5.2244	3.0377	10.5086	10.4388	4.1545	67.9778	
	S	124.732	100.341	88.083	71.125	73.096	124.503	116.266	75.587	65.708	98.141	86.534	
5	T	3.9175	4.4768	9.7168	7.3380	8.6438	5.2016	2.9353	10.4813	10.0987	4.1170	66.9268	
	S	125.312	100.975	89.676	71.731	75.093	125.049	120.322	75.784	67.921	99.035	87.893	
6	T	3.9328	4.5121	9.7394	7.3389	8.5485	5.2038	3.0466	10.4040	10.0986	4.1364	66.9611	
	S	124.824	100.185	89.468	71.722	75.930	124.996	115.927	76.347	67.921	98.571	87.848	
7	T	3.9001	4.4521	9.8178	7.2715	8.5537	5.1922	2.9590	10.4040	10.1056	4.0971	66.7531	
	S	125.871	101.535	88.753	72.387	75.884	125.275	119.359	76.347	67.874	99.516	88.122	
8	T	3.8974	4.7136	9.6651	7.5227	8.5609	5.1742	2.9373	10.3469	10.0354	4.0877	66.9412	
	S	125.958	95.902	90.156	69.970	75.820	125.711	120.240	76.769	68.349	99.745	87.874	
9	T	4.0216	4.4917	9.7542	7.2319	8.5069	5.1806	2.9536	10.3987	10.1126	4.1031	66.7549	
	S	122.068	100.640	89.332	72.784	76.302	125.556	119.577	76.386	67.827	99.371	88.119	
10	T	3.8931	4.5121	9.6557	7.3110	8.8611	5.2149	2.9827	10.3071	10.1215	4.0934	66.9526	
	S	126.097	100.185	90.243	71.996	73.252	124.730	118.410	77.065	67.768	99.606	87.859	
11	T	3.9386	4.4366	9.5212	7.4925	8.5386	5.1928	2.9159	10.2474	10.0738	4.1891	66.5465	
	S	124.641	101.890	91.518	70.252	76.018	125.261	121.123	77.514	68.088	97.331	88.395	
12	T	3.8952	4.5022	9.5397	7.2819	8.4550	5.1875	2.9321	10.3136	10.0759	4.1174	66.3005	
	S	126.029	100.405	91.341	72.284	76.770	125.389	120.454	77.017	68.074	99.025	88.723	
13	T	3.9190	4.5692	9.5041	7.4047	8.4619	5.1919	2.9640	10.2421	10.1252	4.0810	66.4631	
	S	125.264	98.933	91.683	71.085	76.707	125.283	119.157	77.554	67.743	99.909	88.506	
14	T	3.9345	4.5054	9.5904	7.3233	8.4356	5.1964	2.9581	10.3131	9.8823	4.0865	66.2256	
	S	124.770	100.334	90.858	71.875	76.947	125.174	119.395	77.020	69.408	99.774	88.824	
15	T	3.8974	4.4650	9.5364	7.2916	8.5326	5.1964	2.9273	10.3348	9.9290	4.0346	66.1451	
	S	125.958	101.242	91.372	72.188	76.072	125.174	120.651	76.859	69.081	101.058	88.932	
16	T	3.8961	4.5310	9.5751	7.1489	8.3821	5.1792	2.9218	10.5766	9.9600	4.0580	66.2288	
	S	126.000	99.767	91.003	73.629	77.438	125.590	120.878	75.101	68.866	100.475	88.819	
17	T	3.9895	4.4813	9.5477	7.2435	8.4535	5.1962	2.9003	10.2525	9.8938	4.0665	66.0248	
	S	123.050	100.874	91.264	72.667	76.784	125.179	121.774	77.476	69.327	100.265	89.094	
18	T	3.8951	4.4942	9.4909	7.1217	8.3818	5.1680	2.9060	10.1970	9.9041	4.0432	65.6020	
	S	126.032	100.584	91.810	73.910	77.441	125.862	121.535	77.897	69.255	100.843	89.668	
19	T	3.8954	5.7249	9.5216	7.2800	8.4996	5.1588	3.0522	11.6754	11.9248	5.1986	71.9313	
	S	126.023	78.961	91.514	72.303	76.367	126.086	115.714	68.033	57.520	78.430	81.778	

Event: Grand Prix of Houston
 Track: Reliant Park Stadium Circuit
 Report: Section Data Report
 Session: Race

Round 11
 1.634 mile(s)

Firestone Indy Lights Series
 October 5, 2013



Section Data for Car 2 - Dempsey, Peter

Lap	T/S	SF to I1	I9 to SF	I1 to I2	I2 to I3	I3 to I4	I4 to I5	I5 to I6	I6 to I7	I7 to I8	I8 to I9	Lap	PO to SF
20	T	5.7755	7.8429	12.5147	12.3262	13.9738	13.2122	7.4935	15.6876	15.3090	6.7249	110.8603	
	S	84.999	57.638	69.627	42.703	46.451	49.231	47.132	50.634	44.804	60.629	53.061	
21	T	7.9778	6.8012	18.1213	13.4196	12.4250	10.9804	6.9496	12.9621	11.8608	7.4429	108.9407	
	S	61.534	66.466	48.085	39.223	52.241	59.238	50.820	61.280	57.830	54.781	53.996	
22	T	7.3311	4.7663	16.0200	11.4987	11.9671	11.2356	6.7406	11.1909	13.7760	4.2172	98.7435	
	S	66.963	94.842	54.392	45.776	54.240	57.892	52.396	70.979	49.790	96.682	59.573	
23	T	3.9897	6.2905	12.8872	11.4251	12.7918	11.2513	6.2205	11.0614	10.8198	4.2273	90.9646	
	S	123.044	71.862	67.615	46.071	50.743	57.812	56.777	71.810	63.394	96.451	64.667	
24	T	8.9376	6.4700	13.9165	11.3469	11.7280	10.2544	5.8571	11.5402	15.2859	6.9885	102.3251	
	S	54.926	69.868	62.614	46.388	55.345	63.432	60.300	68.831	44.872	58.343	57.487	
25	T	7.3771	7.7243	16.9571	10.4437	9.8678	9.6320	5.0700	14.7842	15.2797	6.8420	103.9779	
	S	66.545	58.523	51.386	50.400	65.779	67.531	69.661	53.728	44.890	59.592	56.574	
26	T	7.5668	7.1358	18.2531	14.3684	12.0817	7.9156	5.2774	16.0684	13.9560	7.1377	109.7609	
	S	64.877	63.349	47.738	36.633	53.725	82.174	66.923	49.434	49.148	57.123	53.593	
27	T	6.9451	4.7756	15.4406	12.2153	11.0961	10.1834	6.8571	11.9915	13.4276	4.1672	97.0995	
	S	70.684	94.657	56.433	43.091	58.497	63.874	51.506	66.240	51.082	97.842	60.581	
28	T	4.0378	4.6956	10.3154	8.3361	9.6424	5.2517	2.8803	10.4414	10.1233	4.0904	69.8144	
	S	121.578	96.270	84.472	63.143	67.316	123.856	122.620	76.074	67.755	99.679	84.258	
29	T	3.9468	4.6240	9.6417	7.2982	8.5960	5.1670	2.9207	10.4039	10.5144	4.1619	67.2746	
	S	124.382	97.761	90.374	72.122	75.511	125.886	120.924	76.348	65.235	97.967	87.439	
30	T	3.8963	4.5583	9.8614	7.4628	8.5987	5.1544	2.9521	10.5160	10.2305	4.0804	67.3109	
	S	125.994	99.170	88.361	70.532	75.487	126.194	119.637	75.534	67.046	99.923	87.391	
31	T	3.8888	4.5924	9.6215	7.3920	8.5691	5.1698	2.9442	10.4523	10.1806	4.0830	66.8937	
	S	126.237	98.433	90.564	71.207	75.748	125.818	119.959	75.995	67.374	99.860	87.937	
32	T	3.9265	4.5572	9.5518	7.3678	8.5647	5.1638	2.9062	10.2258	10.0830	4.1045	66.4513	
	S	125.025	99.194	91.225	71.441	75.787	125.964	121.527	77.678	68.026	99.337	88.522	
33	T	3.8880	4.5688	9.6552	7.3914	8.5666	5.1389	2.9095	10.4737	10.1429	4.0170	66.7520	
	S	126.263	98.942	90.248	71.213	75.770	126.575	121.389	75.839	67.625	101.500	88.123	
34	T	3.9098	4.4777	9.7369	7.5289	8.5638	5.1490	2.9300	10.2918	9.9819	4.0485	66.6183	
	S	125.559	100.955	89.491	69.912	75.795	126.326	120.540	77.180	68.715	100.711	88.300	
35	T	3.8712	4.4734	9.5953	7.2864	8.5519	5.1446	2.8656	10.2486	10.2746	4.0763	66.3879	
	S	126.811	101.052	90.812	72.239	75.900	126.434	123.249	77.505	66.758	100.024	88.607	
36	T	3.8863	4.4304	9.5686	7.3877	8.5799	5.1551	2.8427	10.4272	10.0050	4.0457	66.3286	
	S	126.318	102.033	91.065	71.249	75.653	126.177	124.242	76.178	68.557	100.780	88.686	
37	T	3.8877	4.5761	9.5477	7.2810	8.4804	5.1136	2.9035	10.3898	10.2229	4.0820	66.4847	
	S	126.272	98.784	91.264	72.293	76.540	127.201	121.640	76.452	67.095	99.884	88.477	
38	T	3.9159		9.5449	7.2438	8.4248	5.1235	2.8799	308.4185				
	S	125.363		91.291	72.664	77.045	126.955	122.637	2.575				

Event: Grand Prix of Houston
 Track: Reliant Park Stadium Circuit
 Report: Section Data Report
 Session: Race

Round 11
 1.634 mile(s)

Firestone Indy Lights Series
 October 5, 2013



Section Data for Car 22 - Daly, Conor

Lap	T/S	SF to I1	I9 to SF	I1 to I2	I2 to I3	I3 to I4	I4 to I5	I5 to I6	I6 to I7	I7 to I8	I8 to I9	Lap	PO to SF
1	T	4.0217	4.7429	10.9608	8.0770	9.0277	5.2488	3.2897	11.1616	10.8552	4.2041	71.5895	95.8378
	S	122.065	95.310	79.498	65.168	71.900	123.924	107.360	71.165	63.187	96.983	82.168	56.246
2	T	3.9753	4.5992	10.5579	7.9279	9.1147	5.2453	3.2509	10.8044	10.5158	4.1633	70.1547	
	S	123.490	98.288	82.532	66.394	71.214	124.007	108.641	73.518	65.227	97.934	83.849	
3	T	3.9599	4.6245	10.1646	7.5696	8.8198	5.2245	3.0926	10.6672	10.4701	4.1470	68.7398	
	S	123.970	97.750	85.725	69.537	73.595	124.501	114.202	74.464	65.511	98.319	85.575	
4	T	3.9617	4.6880	10.0631	7.6164	8.7450	5.2054	3.2760	10.7625	10.5374	4.1574	69.0129	
	S	123.914	96.426	86.590	69.109	74.224	124.958	107.809	73.804	65.093	98.073	85.236	
5	T	3.9924	4.5615	10.1353	7.4003	8.6745	5.2218	2.9546	10.3216	10.2653	4.1300	67.6573	
	S	122.961	99.100	85.973	71.127	74.827	124.565	119.536	76.957	66.818	98.723	86.944	
6	T	3.9484	4.5388	9.9513	7.4749	8.6868	5.2369	2.9109	10.3766	10.3196	4.1273	67.5715	
	S	124.331	99.596	87.563	70.417	74.722	124.206	121.331	76.549	66.467	98.788	87.054	
7	T	3.9195	4.6592	9.8523	7.3568	8.6318	5.2214	2.9240	10.3872	10.1402	4.1002	67.1926	
	S	125.248	97.022	88.443	71.548	75.198	124.575	120.787	76.471	67.643	99.441	87.545	
8	T	3.9780	4.6369	9.8617	7.4750	8.6848	5.2185	2.9661	10.4275	10.2847	4.1289	67.6621	
	S	123.406	97.489	88.358	70.417	74.739	124.644	119.073	76.175	66.692	98.750	86.938	
9	T	3.9577	4.5839	9.8329	7.3998	8.6811	5.2376	3.0028	10.4449	10.3379	4.1213	67.5999	
	S	124.039	98.616	88.617	71.132	74.771	124.189	117.617	76.048	66.349	98.932	87.018	
10	T	3.9176	4.5086	10.0603	7.4067	8.6718	5.2183	2.9427	10.4213	10.3937	4.1261	67.6671	
	S	125.309	100.263	86.614	71.066	74.851	124.649	120.020	76.221	65.993	98.817	86.931	
11	T	3.8915	4.5491	10.0805	7.4103	8.6808	5.2908	2.9907	10.3694	10.2525	4.1193	67.6349	
	S	126.149	99.370	86.441	71.031	74.773	122.941	118.093	76.602	66.902	98.980	86.973	
12	T	3.9413	4.5264	9.8470	7.3885	8.6087	5.2046	2.9691	10.4449	10.4425	4.1169	67.4899	
	S	124.555	99.869	88.490	71.241	75.399	124.977	118.952	76.048	65.684	99.037	87.160	
13	T	3.9228	4.4527	9.8450	7.3494	8.5325	5.2181	2.9910	10.5561	10.4310	4.0943	67.3929	
	S	125.143	101.522	88.508	71.620	76.073	124.654	118.082	75.247	65.757	99.584	87.285	
14	T	3.8816	4.5577	10.2074	7.4026	8.6120	5.2289	3.0022	10.3718	10.3463	4.1203	67.7308	
	S	126.471	99.183	85.366	71.105	75.371	124.396	117.641	76.584	66.295	98.956	86.850	
15	T	3.9159	4.5869	10.0267	7.6379	8.6300	5.2271	3.0594	10.4870	10.3095	4.1221	68.0025	
	S	125.363	98.551	86.904	68.915	75.213	124.439	115.442	75.743	66.532	98.913	86.503	
16	T	3.9240	4.5926	9.8703	7.4015	8.6643	5.2429	2.9951	10.4291	10.2769	4.1275	67.5242	
	S	125.104	98.429	88.281	71.116	74.916	124.064	117.920	76.164	66.743	98.783	87.115	
17	T	3.9387	4.5547	10.1077	7.3799	8.5623	5.2294	3.0625	10.4223	10.2502	4.1038	67.6115	
	S	124.637	99.248	86.208	71.324	75.808	124.384	115.325	76.213	66.917	99.354	87.003	
18	T	3.9215	4.6512	9.9414	7.3520	8.5796	5.2023	3.0354	10.3187	10.2675	4.1442	67.4138	
	S	125.184	97.189	87.650	71.595	75.655	125.032	116.354	76.979	66.804	98.385	87.258	
19	T	3.9413	5.5883	10.2523	8.3759	9.6515	6.6974	4.2956	12.6637	11.3137	4.6321	77.4118	
	S	124.555	80.891	84.992	62.843	67.253	97.120	82.219	62.724	60.626	88.022	75.988	

Event: Grand Prix of Houston
 Track: Reliant Park Stadium Circuit
 Report: Section Data Report
 Session: Race

Round 11
 1.634 mile(s)

Firestone Indy Lights Series
 October 5, 2013



Section Data for Car 22 - Daly, Conor

Lap	T/S	SF to I1	I9 to SF	I1 to I2	I2 to I3	I3 to I4	I4 to I5	I5 to I6	I6 to I7	I7 to I8	I8 to I9	Lap	PO to SF
20	T	4.8274	7.7587	12.2227	9.5024	8.9102	5.4491	3.8258	15.2118	14.2140	6.8360	88.7581	
	S	101.692	58.263	71.291	55.393	72.848	119.369	92.316	52.217	48.256	59.644	66.275	
21	T	8.3547	7.3702	18.6093	12.5301	12.5943	10.7205	6.7991	13.5696	11.8891	6.7845	109.2214	
	S	58.758	61.334	46.824	42.008	51.538	60.674	51.945	58.537	57.692	60.097	53.858	
22	T	6.8606	4.8164	15.9321	11.5489	12.8221	12.1323	6.8848	11.7101	11.1218	4.2252	98.0543	
	S	71.555	93.855	54.692	45.577	50.623	53.613	51.299	67.832	61.672	96.499	59.991	
23	T	5.5574	5.8364	12.8298	9.3789	12.5551	11.1095	6.5009	11.4747	10.9193	4.2646	90.4266	
	S	88.334	77.453	67.917	56.122	51.699	58.549	54.328	69.223	62.816	95.607	65.052	
24	T	8.8667	6.8321	16.1843	9.0815	12.4875	11.0389	6.0194	11.2430	12.6727	7.6910	102.1171	
	S	55.365	66.165	53.840	57.960	51.979	58.924	58.674	70.650	54.125	53.014	57.604	
25	T	7.8416	7.5077	16.9021	10.4388	9.8455	9.8063	5.5256	14.2120	15.4804	6.5812	104.1412	
	S	62.603	60.211	51.554	50.424	65.928	66.330	63.917	55.891	44.308	61.953	56.485	
26	T	7.8291	6.7802	17.9628	14.9149	11.5129	8.3922	5.9413	14.8415	13.5448	7.7395	109.4592	
	S	62.703	66.671	48.509	35.291	56.379	77.507	59.445	53.520	50.640	52.681	53.741	
27	T	7.9369	4.9697	15.2619	11.0977	11.5667	10.7394	6.4970	11.7077	12.8727	4.2066	96.8563	
	S	61.851	90.960	57.094	47.430	56.117	60.567	54.361	67.846	53.284	96.926	60.733	
28	T	4.0033	4.7157	10.4616	7.7734	9.0762	5.2446	3.2216	13.7968	10.9947	4.1614	73.4493	
	S	122.626	95.860	83.292	67.713	71.516	124.024	109.629	57.573	62.385	97.978	80.088	
29	T	4.1557	4.5367	10.4121	7.5124	8.8326	5.2142	3.0221	10.6388	10.4249	4.1149	68.8644	
	S	118.129	99.642	83.688	70.066	73.488	124.747	116.866	74.662	65.795	99.086	85.420	
30	T	3.9082	4.5059	10.3446	7.5479	8.6878	5.2536	3.0886	10.5150	10.4693	4.1216	68.4425	
	S	125.610	100.323	84.234	69.736	74.713	123.811	114.350	75.541	65.516	98.925	85.947	
31	T	3.8732	4.5027	10.5723	7.5866	8.7195	5.2136	2.9692	10.2844	10.2771	4.1036	68.1022	
	S	126.745	100.394	82.419	69.381	74.441	124.761	118.948	77.235	66.742	99.358	86.376	
32	T	3.9050	4.4607	9.8172	7.2778	8.6335	5.2089	2.9071	10.3008	10.1823	4.1108	66.8041	
	S	125.713	101.340	88.759	72.325	75.183	124.874	121.489	77.112	67.363	99.184	88.054	
33	T	3.8945	4.5626	9.8429	7.3663	8.6372	5.1831	2.9689	10.2336	10.1912	4.0969	66.9772	
	S	126.052	99.076	88.527	71.456	75.151	125.495	118.960	77.619	67.304	99.521	87.827	
34	T	3.9242	4.5285	9.9037	7.5908	8.6519	5.1798	2.9318	10.3438	10.1284	4.1041	67.2870	
	S	125.098	99.822	87.984	69.342	75.023	125.575	120.466	76.792	67.721	99.346	87.423	
35	T	3.9135	4.6152	9.8399	7.3858	8.6533	5.1857	2.9309	10.3573	10.1855	4.0796	67.1467	
	S	125.440	97.947	88.554	71.267	75.011	125.432	120.503	76.692	67.342	99.943	87.605	
36	T	3.9545	4.6007	9.9900	7.4799	8.6153	5.1921	2.9438	10.3328	10.2141	4.1343	67.4575	
	S	124.139	98.256	87.224	70.370	75.342	125.278	119.975	76.873	67.153	98.621	87.202	
37	T	3.9477	4.5460	9.8230	7.4083	8.6468	5.1838	2.9351	10.1961	10.3334	4.1017	67.1219	
	S	124.353	99.438	88.706	71.051	75.067	125.478	120.330	77.904	66.378	99.404	87.638	
38	T	3.9425	4.8750	9.9020	7.4429	8.6049	5.1846	2.9350	10.3414	10.2154	4.1685	67.6122	
	S	124.517	92.727	87.999	70.720	75.433	125.459	120.335	76.810	67.145	97.812	87.002	

Event: Grand Prix of Houston
 Track: Reliant Park Stadium Circuit
 Report: Section Data Report
 Session: Race

Round 11
 1.634 mile(s)

Firestone Indy Lights Series
 October 5, 2013



Section Data for Car 22 - Daly, Conor

Lap	T/S	SF to I1	I9 to SF	I1 to I2	I2 to I3	I3 to I4	I4 to I5	I5 to I6	I6 to I7	I7 to I8	I8 to I9	Lap	PO to SF
39	T	4.8796	9.7962	11.2955	7.7946	8.8324	10.8894	13.0174	22.5252	17.6932	8.6981	115.4216	
	S	100.604	46.145	77.143	67.529	73.490	59.733	27.132	35.264	38.767	46.875	50.964	
40	T	9.3099	7.7485	14.7552	11.1850	14.2559	13.3431	8.3014	20.7720	18.3102	7.9602	125.9414	
	S	52.730	58.340	59.055	47.060	45.531	48.748	42.545	38.240	37.460	51.221	46.707	
41	T	10.8622		19.3083	10.2899	13.0842							
	S	45.194		45.129	51.153	49.609							

Event: Grand Prix of Houston
 Track: Reliant Park Stadium Circuit
 Report: Section Data Report
 Session: Race

Round 11
 1.634 mile(s)

Firestone Indy Lights Series
 October 5, 2013



Section Data for Car 26 - Munoz, Carlos

Lap	T/S	SF to I1	I9 to SF	I1 to I2	I2 to I3	I3 to I4	I4 to I5	I5 to I6	I6 to I7	I7 to I8	I8 to I9	Lap	PO to SF
1	T	4.0696	4.6805	10.4333	7.5330	8.7378	5.2865	3.1009	10.8330	10.6312	4.1232	69.4290	103.2912
	S	120.628	96.581	83.518	69.874	74.285	123.041	113.897	73.324	64.519	98.886	84.725	52.187
2	T	3.9967	4.5521	10.1933	7.4330	8.6691	5.3262	3.0948	10.5026	10.3115	4.0998	68.1791	
	S	122.829	99.305	85.484	70.814	74.874	122.124	114.121	75.631	66.519	99.451	86.279	
3	T	3.9432	4.5225	10.0145	7.4200	8.7045	5.2749	3.0670	10.5016	10.3502	4.0876	67.8860	
	S	124.495	99.955	87.010	70.938	74.570	123.311	115.155	75.638	66.270	99.747	86.651	
4	T	3.9827	4.4462	9.9898	7.3440	8.6387	5.2908	3.0589	10.3865	10.1633	4.0688	67.3697	
	S	123.260	101.670	87.225	71.673	75.138	122.941	115.460	76.476	67.489	100.208	87.315	
5	T	3.9453	4.6238	9.9198	7.3864	9.0377	5.2875	3.0900	10.9532	10.4928	4.0713	68.8078	
	S	124.429	97.765	87.841	71.261	71.820	123.017	114.298	72.519	65.370	100.147	85.490	
6	T	3.9760	4.5571	9.8710	7.3454	8.7123	5.2322	3.0242	10.3914	10.2466	4.0829	67.4391	
	S	123.468	99.196	88.275	71.659	74.503	124.318	116.785	76.440	66.940	99.862	87.225	
7	T	3.9648	4.4150	9.8604	7.3542	8.6058	5.2199	2.9978	10.2819	10.1766	4.0971	66.9735	
	S	123.817	102.389	88.370	71.573	75.425	124.611	117.814	77.254	67.401	99.516	87.832	
8	T	3.9473	4.4690	9.6994	7.4519	8.5130	5.2048	2.9422	10.3169	10.1135	4.0562	66.7142	
	S	124.366	101.151	89.837	70.635	76.247	124.972	120.040	76.992	67.821	100.520	88.173	
9	T	3.9397	4.5084	9.6647	7.3113	8.4837	5.2098	2.9452	10.3140	10.0504	4.0674	66.4946	
	S	124.606	100.267	90.159	71.993	76.510	124.852	119.918	77.014	68.247	100.243	88.464	
10	T	3.9216	4.4962	9.6719	7.3010	8.5831	5.2414	2.9311	10.2106	10.0317	4.0709	66.4595	
	S	125.181	100.539	90.092	72.095	75.624	124.099	120.495	77.793	68.374	100.157	88.511	
11	T	3.9533	4.4981	9.6890	7.3060	8.5860	5.2275	2.9542	10.3764	10.0909	4.0580	66.7394	
	S	124.177	100.497	89.933	72.045	75.599	124.429	119.552	76.550	67.973	100.475	88.140	
12	T	3.9351	4.4257	9.6887	7.2500	8.5333	5.2081	2.8948	10.2898	10.0233	4.0544	66.3032	
	S	124.751	102.141	89.936	72.602	76.066	124.893	122.006	77.195	68.431	100.564	88.720	
13	T	3.9283	4.4801	9.6096	7.3243	8.5183	5.2168	2.9581	10.3099	10.0448	4.0798	66.4700	
	S	124.967	100.901	90.676	71.865	76.200	124.685	119.395	77.044	68.285	99.938	88.497	
14	T	3.9301	4.6048	9.6460	7.3460	8.4522	5.2025	2.9103	10.2917	10.0054	4.0752	66.4642	
	S	124.910	98.168	90.334	71.653	76.795	125.027	121.356	77.180	68.554	100.051	88.505	
15	T	3.9420	4.4348	9.6381	7.2563	8.4807	5.2036	2.9342	10.3858	10.0852	4.0481	66.4088	
	S	124.533	101.931	90.408	72.539	76.537	125.001	120.367	76.481	68.011	100.721	88.579	
16	T	3.8979	4.4544	9.5871	7.2371	8.4514	5.2178	2.9310	10.3402	10.0584	4.0913	66.2666	
	S	125.942	101.483	90.889	72.731	76.803	124.661	120.499	76.818	68.193	99.657	88.769	
17	T	3.9243	4.3746	9.5686	7.1959	8.4168	5.2148	2.9010	10.2135	9.9744	4.0410	65.8249	
	S	125.095	103.334	91.065	73.148	77.118	124.732	121.745	77.771	68.767	100.898	89.364	
18	T	3.9002	4.4107	9.5317	7.2070	8.5375	5.1896	2.9259	10.2683	10.0460	4.0669	66.0838	
	S	125.868	102.488	91.417	73.035	76.028	125.338	120.709	77.356	68.277	100.255	89.014	
19	T	3.9011	5.0482	9.6005	7.2715	8.4664	5.1944	2.9799	11.0468	11.4624	4.3515	69.3227	
	S	125.839	89.546	90.762	72.387	76.667	125.222	118.521	71.905	59.840	93.698	84.855	

Event: Grand Prix of Houston
 Track: Reliant Park Stadium Circuit
 Report: Section Data Report
 Session: Race

Round 11
 1.634 mile(s)

Firestone Indy Lights Series
 October 5, 2013



Section Data for Car 26 - Munoz, Carlos

Lap	T/S	SF to I1	I9 to SF	I1 to I2	I2 to I3	I3 to I4	I4 to I5	I5 to I6	I6 to I7	I7 to I8	I8 to I9	Lap	PO to SF
20	T	5.2473	8.0527	13.9195	14.0034	14.3967	12.8953	7.3110	15.8139	14.9289	6.8303	113.3990	
	S	93.555	56.136	62.600	37.588	45.086	50.441	48.308	50.229	45.945	59.694	51.873	
21	T	7.5117	6.8939	18.0965	14.3254	12.7514	10.5744	6.9389	11.5208	13.0814	7.6150	109.3094	
	S	65.353	65.572	48.151	36.743	50.904	61.512	50.899	68.946	52.434	53.543	53.814	
22	T	7.3065	4.8576	15.7462	11.2295	12.4623	11.7831	6.2089	11.4294	14.2074	4.1445	99.3754	
	S	67.188	93.059	55.338	46.873	52.084	55.202	56.883	69.498	48.278	98.378	59.194	
23	T	4.0227	6.6501	12.0523	11.4613	13.0216	10.7422	6.0227	11.4635	11.0756	4.4061	90.9181	
	S	122.035	67.976	72.299	45.925	49.847	60.551	58.642	69.291	61.930	92.537	64.700	
24	T	8.7503	7.7262	13.5842	9.8063	13.4298	10.0247	5.7843	12.4048	13.9078	6.3045	101.7229	
	S	56.102	58.508	64.145	53.676	48.332	64.885	61.059	64.033	49.318	64.672	57.828	
25	T	6.9858		16.8163	94.9760								
	S	70.272		51.817	5.542								

Event: Grand Prix of Houston
Track: Reliant Park Stadium Circuit
Report: Section Data Report
Session: Race

Round 11
1.634 mile(s)

Firestone Indy Lights Series
October 5, 2013



Section Data for Car 28 - Jefferies, Axcil (R)

Lap	T/S	SF to I1	I9 to SF	I1 to I2	I2 to I3	I3 to I4	I4 to I5	I5 to I6	I6 to I7	I7 to I8	I8 to I9	Lap	PO to SF
1	T	4.0405	4.6897	11.0086	8.3514	9.0717	5.1882	3.1546	11.1905	10.8573	4.2070	71.7595	95.3623
	S	121.497	96.391	79.153	63.027	71.551	125.372	111.958	70.981	63.175	96.916	81.974	56.526
2	T	3.9307	4.6967	10.4335	8.5278	9.2994	5.1598	2.9576	11.4870	10.6183	4.1396	71.2504	
	S	124.891	96.247	83.516	61.723	69.799	126.062	119.415	69.149	64.597	98.494	82.560	
3	T	3.9731	4.5701	10.0143	7.6839	8.7742	5.2643	3.0294	10.5667	10.5781	4.1352	68.5893	
	S	123.558	98.914	87.012	68.502	73.977	123.560	116.585	75.172	64.842	98.599	85.763	
4	T	3.9253	4.6823	9.9720	7.5521	8.7095	5.1464	2.9378	10.5928	10.4266	4.0948	68.0396	
	S	125.063	96.543	87.381	69.698	74.527	126.390	120.220	74.987	65.785	99.572	86.456	
5	T	3.9337	4.6087	10.4952	7.9823	8.9173	5.1549	3.0079	10.4063	10.2783	4.1101	68.8947	
	S	124.796	98.085	83.025	65.941	72.790	126.182	117.418	76.331	66.734	99.201	85.382	
6	T	3.9177	4.5362	9.8370	7.5543	8.6883	5.2673	2.9812	10.4253	10.2621	4.1129	67.5823	
	S	125.305	99.653	88.580	69.677	74.709	123.489	118.470	76.191	66.839	99.134	87.041	
7	T	3.9067	4.4891	9.8705	7.4752	8.6932	5.1740	2.8761	10.4748	10.2550	4.1075	67.3221	
	S	125.658	100.698	88.280	70.415	74.667	125.716	122.799	75.831	66.885	99.264	87.377	
8	T	3.9045	4.4325	9.8323	7.3614	8.6444	5.1394	2.9286	10.3467	10.2910	4.0808	66.9616	
	S	125.729	101.984	88.623	71.503	75.088	126.562	120.597	76.770	66.651	99.914	87.847	
9	T	3.8924	4.5172	9.7681	7.3772	8.6281	5.1426	2.9559	10.5268	10.2764	4.0874	67.1721	
	S	126.120	100.072	89.205	71.350	75.230	126.484	119.484	75.457	66.746	99.752	87.572	
10	T	3.8946	4.5573	9.8488	7.6297	8.7574	5.1427	2.8535	10.5045	10.8006	4.1068	68.0959	
	S	126.049	99.192	88.474	68.989	74.119	126.481	123.771	75.617	63.507	99.281	86.384	
11	T	3.9133	4.4365	9.9304	7.4154	8.7024	5.1454	2.9764	10.4546	10.2718	4.0873	67.3335	
	S	125.446	101.892	87.747	70.983	74.588	126.415	118.661	75.978	66.776	99.755	87.362	
12	T	3.8774	4.5938	9.7879	7.4645	8.6407	5.1164	2.9094	10.4402	10.3594	4.1132	67.3029	
	S	126.608	98.403	89.025	70.516	75.120	127.131	121.393	76.083	66.211	99.127	87.402	
13	T	3.9771	4.6266	9.8157	7.4332	8.7513	5.1783	2.9126	10.6480	10.4788	4.1105	67.9321	
	S	123.434	97.706	88.772	70.813	74.171	125.612	121.260	74.598	65.457	99.192	86.592	
14	T	3.9924	4.5701	9.8159	7.6349	8.7717	5.1882	2.9869	10.4079	10.3608	4.0827	67.8115	
	S	122.961	98.914	88.771	68.942	73.998	125.372	118.244	76.319	66.202	99.867	86.746	
15	T	3.9224	4.5833	9.7114	7.4626	8.7340	5.1783	2.9317	10.4594	10.3169	4.1225	67.4225	
	S	125.155	98.629	89.726	70.534	74.318	125.612	120.470	75.943	66.484	98.903	87.247	
16	T	3.9263	4.5330	9.7413	7.4482	8.7623	5.1588	2.9346	10.4590	10.3708	4.1052	67.4395	
	S	125.031	99.723	89.450	70.670	74.078	126.086	120.351	75.946	66.138	99.320	87.225	
17	T	3.9134	4.5089	9.9447	7.5526	8.7178	5.1501	2.8995	10.5428	10.2037	4.0865	67.5200	
	S	125.443	100.256	87.621	69.693	74.456	126.299	121.808	75.342	67.222	99.774	87.121	
18	T	3.8892	4.5807	9.9674	7.8458	8.8366	5.1729	2.9601	10.6285	10.3885	4.1598	68.4295	
	S	126.224	98.685	87.421	67.089	73.455	125.743	119.314	74.735	66.026	98.016	85.963	
19	T	3.9375	5.5713	9.9813	8.2195	9.7239	6.9219	4.1544	12.7474	11.1888	4.4593	76.9053	
	S	124.675	81.138	87.300	64.038	66.752	93.971	85.014	62.312	61.303	91.433	76.489	

Event: Grand Prix of Houston
Track: Reliant Park Stadium Circuit
Report: Section Data Report
Session: Race

Round 11
1.634 mile(s)

Firestone Indy Lights Series
October 5, 2013



Section Data for Car 28 - Jefferies, Axcil (R)

Lap	T/S	SF to I1	I9 to SF	I1 to I2	I2 to I3	I3 to I4	I4 to I5	I5 to I6	I6 to I7	I7 to I8	I8 to I9	Lap	PO to SF
20	T	4.8699	7.8196	11.9181	9.5292	9.2250	5.4684	3.7857	14.7193	14.4963	6.7391	88.5706	
	S	100.805	57.809	73.113	55.237	70.362	118.948	93.294	53.964	47.316	60.502	66.415	
21	T	8.2809	7.3375	19.0563	12.2470	12.4327	10.6363	6.8845	13.7588	12.0863	6.3517	109.0720	
	S	59.282	61.608	45.726	42.979	52.208	61.154	51.301	57.732	56.751	64.192	53.931	
22	T	6.6950	4.9342	16.0781	11.6728	12.9132	12.1692	6.8243	11.7713	11.1371	4.2027	98.3979	
	S	73.325	91.615	54.196	45.093	50.266	53.451	51.754	67.479	61.588	97.016	59.782	
23	T	5.1596	5.7132	12.7855	9.3926	12.4403	11.1086	6.6973	11.7027	10.9707	4.3412	90.3117	
	S	95.145	79.123	68.152	56.040	52.176	58.554	52.735	67.875	62.522	93.920	65.134	
24	T	8.7057	7.1161	16.1888	9.0951	12.1741	11.1790	6.0365	11.3700	12.3658	7.7472	101.9783	
	S	56.389	63.524	53.825	57.873	53.317	58.185	58.508	69.861	55.468	52.629	57.683	
25	T	7.7415	7.2730	17.1059	10.2972	9.7431	9.7977	5.6388	14.1276	15.5641	6.8904	104.1793	
	S	63.413	62.154	50.939	51.117	66.621	66.388	62.634	56.225	44.070	59.173	56.464	
26	T	7.6476	6.9035	18.2314	14.9831	11.2702	8.2782	6.0745	14.7378	13.4123	7.7984	109.3370	
	S	64.191	65.481	47.795	35.130	57.594	78.574	58.142	53.897	51.140	52.283	53.801	
27	T	7.8302	4.8684	15.2590	11.2270	11.6274	10.4778	6.4901	11.8027	12.8683	4.2137	96.6646	
	S	62.694	92.853	57.105	46.884	55.824	62.079	54.419	67.300	53.302	96.762	60.854	
28	T	4.0057	4.7494	10.4665	7.8738	9.1645	5.1884	3.0549	13.3622	11.5499	4.2341	73.6494	
	S	122.553	95.179	83.253	66.850	70.827	125.367	115.612	59.445	59.387	96.296	79.870	
29	T	4.0004	4.6077	10.6414	7.9344	8.9959	5.1578	3.0597	10.8183	10.5484	4.1305	69.8945	
	S	122.715	98.107	81.884	66.339	72.154	126.111	115.430	73.424	65.025	98.711	84.161	
30	T	3.9432	4.5739	10.0621	7.7350	8.8529	5.1371	2.8772	10.7986	10.5410	4.1345	68.6555	
	S	124.495	98.832	86.599	68.050	73.320	126.619	122.752	73.558	65.071	98.616	85.680	
31	T	3.9357	4.6252	10.0745	7.8102	9.2281	5.1343	3.1384	10.8814	10.5570	4.0961	69.4809	
	S	124.732	97.735	86.492	67.394	70.339	126.688	112.536	72.998	64.972	99.540	84.662	
32	T	3.9288	4.5047	10.0691	7.7393	8.7614	5.1218	2.8770	10.6704	10.3820	4.0710	68.1255	
	S	124.951	100.350	86.538	68.012	74.085	126.997	122.760	74.441	66.067	100.154	86.347	
33	T	3.8900	4.5277	10.0448	7.6208	8.8035	5.1015	2.9935	10.5009	10.3824	4.0543	67.9194	
	S	126.198	99.840	86.748	69.069	73.731	127.503	117.983	75.643	66.065	100.567	86.609	
34	T	3.8728	4.8848	10.1761	7.8210	8.6616	5.0976	2.9627	10.6660	10.4849	4.0804	68.7079	
	S	126.758	92.541	85.628	67.301	74.939	127.600	119.209	74.472	65.419	99.923	85.615	
35	T	4.0454	4.5120	9.8236	7.6277	8.7679	5.0973	2.9798	10.4440	10.4732	4.0587	67.8296	
	S	121.350	100.187	88.701	69.007	74.030	127.608	118.525	76.055	65.492	100.458	86.723	
36	T	3.8956	4.5002	9.8249	7.6122	8.6661	5.1674	3.0011	10.4124	10.3086	4.0538	67.4423	
	S	126.016	100.450	88.689	69.147	74.900	125.877	117.684	76.286	66.538	100.579	87.221	
37	T	3.8894	4.6257	9.8523	7.4621	8.7239	5.0939	2.8097	11.9889	11.5276	4.3385	70.3120	
	S	126.217	97.725	88.443	70.538	74.404	127.693	125.701	66.254	59.501	93.979	83.661	
38	T	3.9286	4.9987	9.7534	7.4054	8.6494	5.1273	2.9794	10.3462	10.4388	4.2216	67.8488	
	S	124.958	90.433	89.339	71.078	75.045	126.861	118.541	76.774	65.708	96.581	86.699	

Event: Grand Prix of Houston
 Track: Reliant Park Stadium Circuit
 Report: Section Data Report
 Session: Race

Round 11
 1.634 mile(s)

Firestone Indy Lights Series
 October 5, 2013



Section Data for Car 28 - Jefferies, Axcil (R)

Lap	T/S	SF to I1	I9 to SF	I1 to I2	I2 to I3	I3 to I4	I4 to I5	I5 to I6	I6 to I7	I7 to I8	I8 to I9	Lap	PO to SF
39	T	4.4364	9.5837	11.0916	8.2522	9.1707	5.9957	9.1781	22.8498	17.6415	9.1780	107.3777	
	S	110.655	47.168	78.561	63.785	70.779	108.487	38.481	34.763	38.880	44.424	54.782	
40	T	9.3216	7.7007	15.9011	10.7029	13.6149	13.6076	8.2678	19.7691	18.2328	7.5108	124.6293	
	S	52.664	58.702	54.799	49.180	47.675	47.801	42.718	40.180	37.620	54.285	47.199	
41	T	11.0242		22.6408	11.3488								
	S	44.530		38.486	46.381								

Event: Grand Prix of Houston
Track: Reliant Park Stadium Circuit
Report: Section Data Report
Session: Race

Round 11
1.634 mile(s)

Firestone Indy Lights Series
October 5, 2013



Section Data for Car 4 - Goncalvez, Jorge

Lap	T/S	SF to I1	I9 to SF	I1 to I2	I2 to I3	I3 to I4	I4 to I5	I5 to I6	I6 to I7	I7 to I8	I8 to I9	Lap	PO to SF
1	T	4.0401	5.0683	10.8131	7.9886	9.1217	5.2465	3.3093	11.0836	10.4998	4.1213	71.2923	96.4498
	S	121.509	89.191	80.584	65.889	71.159	123.979	106.724	71.666	65.326	98.932	82.511	55.889
2	T	4.6316	4.6713	10.3579	7.8335	8.8314	5.2611	3.1130	10.6806	10.5387	4.1448	70.0639	
	S	105.991	96.771	84.126	67.194	73.498	123.635	113.454	74.370	65.085	98.371	83.958	
3	T	4.0124	4.7050	10.1099	7.4641	8.6818	5.2743	3.0683	10.5997	10.3876	4.1771	68.4802	
	S	122.348	96.078	86.189	70.519	74.765	123.325	115.107	74.938	66.032	97.610	85.899	
4	T	3.9477	4.7486	9.9896	7.4700	8.7021	5.2225	3.0053	10.6314	10.4309	4.1303	68.2784	
	S	124.353	95.196	87.227	70.464	74.590	124.549	117.520	74.714	65.757	98.716	86.153	
5	T	3.9756	4.6897	9.9738	7.6868	8.6759	5.2215	2.9976	10.5422	10.3033	4.1419	68.2083	
	S	123.481	96.391	87.365	68.476	74.815	124.572	117.822	75.347	66.572	98.440	86.242	
6	T	3.9490	4.7412	9.9497	7.5474	8.6205	5.2190	3.0585	10.5185	10.3865	4.1527	68.1430	
	S	124.312	95.344	87.577	69.741	75.296	124.632	115.476	75.516	66.039	98.184	86.324	
7	T	3.9910	4.7435	9.9749	7.3841	8.5695	5.2071	3.0025	10.5073	10.4712	4.1208	67.9719	
	S	123.004	95.298	87.356	71.283	75.744	124.917	117.629	75.597	65.504	98.944	86.542	
8	T	3.9381	4.6282	9.7297	7.3815	8.6359	5.2003	2.9881	10.5383	10.3306	4.1276	67.4983	
	S	124.656	97.672	89.557	71.308	75.162	125.080	118.196	75.374	66.396	98.781	87.149	
9	T	3.9167	4.6437	10.0515	7.4722	8.6779	5.2196	3.0033	10.5592	10.3521	4.1289	68.0251	
	S	125.337	97.346	86.690	70.443	74.798	124.618	117.598	75.225	66.258	98.750	86.474	
10	T	3.9270	4.5703	9.8044	7.4965	8.6076	5.2067	3.0202	10.4855	10.4671	4.1443	67.7296	
	S	125.009	98.909	88.875	70.215	75.409	124.926	116.940	75.754	65.530	98.383	86.851	
11	T	3.9081	4.5928	9.8515	7.3754	8.7477	5.1932	2.9809	10.3607	10.2003	4.0901	67.3007	
	S	125.613	98.425	88.450	71.367	74.201	125.251	118.482	76.666	67.244	99.686	87.405	
12	T	3.9565	4.5331	9.8658	7.3940	8.5753	5.2075	2.9949	10.5759	10.4362	4.0833	67.6225	
	S	124.077	99.721	88.322	71.188	75.693	124.907	117.928	75.106	65.724	99.852	86.989	
13	T	3.9231	4.5142	9.7720	7.4293	8.5985	5.1997	3.0302	10.6215	10.4022	4.0994	67.5901	
	S	125.133	100.139	89.169	70.850	75.489	125.095	116.554	74.784	65.939	99.460	87.030	
14	T	3.8932	4.5959	9.8828	7.5073	8.6187	5.1857	3.0353	10.4873	10.3466	4.1323	67.6851	
	S	126.094	98.358	88.170	70.114	75.312	125.432	116.358	75.741	66.293	98.668	86.908	
15	T	3.9301	4.6209	10.1087	7.5099	8.6436	5.2073	2.9942	10.3713	10.3318	4.1203	67.8381	
	S	124.910	97.826	86.199	70.089	75.095	124.912	117.955	76.588	66.388	98.956	86.712	
16	T	3.9150	4.6719	9.9378	7.4054	8.5657	5.1973	3.0051	10.5278	10.2593	4.1239	67.6092	
	S	125.392	96.758	87.682	71.078	75.778	125.152	117.527	75.450	66.857	98.869	87.006	
17	T	3.9673	4.6096	9.9958	7.3126	8.6444	5.2231	3.0198	10.4744	10.2353	4.1054	67.5877	
	S	123.739	98.066	87.173	71.980	75.088	124.534	116.955	75.834	67.014	99.315	87.034	
18	T	3.9418	4.6966	9.7435	7.3911	8.6375	5.1862	2.9853	10.4672	10.3062	4.1758	67.5312	
	S	124.539	96.250	89.430	71.216	75.148	125.420	118.307	75.886	66.553	97.641	87.106	
19	T	3.9588	5.7380	10.0339	8.0933	9.6560	6.5025	4.0505	13.2770	11.3223	4.4755	77.1078	
	S	124.005	78.781	86.842	65.037	67.222	100.031	87.195	59.827	60.580	91.102	76.288	

Event: Grand Prix of Houston
 Track: Reliant Park Stadium Circuit
 Report: Section Data Report
 Session: Race

Round 11
 1.634 mile(s)

Firestone Indy Lights Series
 October 5, 2013



Section Data for Car 4 - Goncalvez, Jorge

Lap	T/S	SF to I1	I9 to SF	I1 to I2	I2 to I3	I3 to I4	I4 to I5	I5 to I6	I6 to I7	I7 to I8	I8 to I9	Lap	PO to SF
20	T	4.7090	7.5631	11.3367	8.9580	9.4231	5.8042	4.3044	15.4590	14.3420	6.7393	88.6388	
	S	104.249	59.770	76.862	58.759	68.883	112.066	82.051	51.382	47.825	60.500	66.364	
21	T	8.2830	7.4633	18.3913	12.8400	12.8025	10.0631	7.1800	13.8237	11.8113	6.8786	109.5368	
	S	59.267	60.569	47.379	40.994	50.700	64.638	49.190	57.461	58.072	59.275	53.702	
22	T	6.7088	4.8665	15.3595	12.1732	12.8378	12.1644	6.4814	12.1779	11.0352	4.2332	98.0379	
	S	73.174	92.889	56.731	43.240	50.561	53.472	54.492	65.226	62.156	96.317	60.001	
23	T	5.6171	5.9559	12.4408	9.2679	12.8646	11.0826	6.2901	11.5780	10.9445	4.3556	90.3971	
	S	87.395	75.899	70.041	56.794	50.456	58.692	56.149	68.606	62.672	93.610	65.073	
24	T	8.6698	6.7123	14.8811	10.4360	12.5166	10.9672	5.7970	11.4288	12.9398	7.3124	101.6610	
	S	56.623	67.346	58.555	50.437	51.858	59.309	60.925	69.501	53.008	55.758	57.863	
25	T	7.7348	7.6130	16.6479	11.0127	9.6613	9.4555	5.3243	14.6852	15.8921	6.1559	104.1827	
	S	63.468	59.378	52.341	47.796	67.185	68.791	66.334	54.090	43.160	66.234	56.462	
26	T	7.8316	6.9875	18.1619	14.5144	12.0822	8.0942	5.4212	15.3217	13.6049	7.5925	109.6121	
	S	62.683	64.693	47.978	36.265	53.723	80.361	65.148	51.843	50.416	53.701	53.666	
27	T	7.8784	4.7885	14.8052	11.6301	11.4715	10.3529	6.5704	11.8736	13.3245	4.2362	96.9313	
	S	62.311	94.402	58.855	45.259	56.583	62.828	53.753	66.898	51.477	96.248	60.686	
28	T	3.9739	5.1167	10.3249	7.9847	9.3330	5.4541	2.9393	13.8085	10.6528	4.1686	73.7565	
	S	123.533	88.347	84.394	65.922	69.548	119.260	120.158	57.524	64.388	97.809	79.754	
29	T	4.2792	4.6802	10.0969	7.5389	8.7675	5.2165	3.0573	10.6003	10.6111	4.1603	69.0082	
	S	114.720	96.587	86.300	69.820	74.034	124.692	115.521	74.934	64.641	98.004	85.242	
30	T	3.9461	4.6879	10.0356	7.5866	8.8015	5.1922	3.0486	10.5761	10.4157	4.0998	68.3901	
	S	124.404	96.428	86.827	69.381	73.748	125.275	115.850	75.105	65.853	99.451	86.012	
31	T	3.9392	4.6342	11.2270	8.4494	9.1644	5.2261	3.1087	10.8003	10.6710	4.1167	71.3370	
	S	124.622	97.546	77.613	62.296	70.827	124.463	113.611	73.546	64.278	99.042	82.459	
32	T	3.9355	4.6361	10.0302	7.5433	8.6927	5.1601	3.0618	10.5576	10.3582	4.1197	68.0952	
	S	124.739	97.506	86.874	69.779	74.671	126.055	115.351	75.237	66.219	98.970	86.385	
33	T	3.9158	4.6622	9.9831	7.5541	8.7278	5.1538	2.9723	10.5436	10.3441	4.0986	67.9554	
	S	125.366	96.960	87.284	69.679	74.371	126.209	118.824	75.337	66.309	99.480	86.563	
34	T	3.9247	4.6080	10.1402	7.5849	8.7723	5.1607	3.0213	10.6232	10.4481	4.1097	68.3931	
	S	125.082	98.100	85.932	69.396	73.993	126.040	116.897	74.772	65.649	99.211	86.009	
35	T	3.9078	4.5942	10.0346	7.5231	8.6898	5.1605	3.0654	10.4980	10.3823	4.1389	67.9946	
	S	125.623	98.395	86.836	69.966	74.696	126.045	115.216	75.664	66.065	98.511	86.513	
36	T	3.9225	4.5892	9.9287	7.4757	8.6358	5.1624	3.0129	10.4523	10.2588	4.0787	67.5170	
	S	125.152	98.502	87.762	70.410	75.163	125.998	117.223	75.995	66.861	99.965	87.125	
37	T	3.9165	4.6340	9.8546	7.4758	8.6768	5.1498	3.0640	11.2675	10.3001	4.1205	68.4596	
	S	125.344	97.550	88.422	70.409	74.808	126.307	115.268	70.496	66.592	98.951	85.925	
38	T	3.9564	4.9622	9.9197	7.4244	8.5295	5.1937	2.9568	10.5356	10.6204	4.2113	68.3100	
	S	124.080	91.098	87.842	70.896	76.100	125.239	119.447	75.394	64.584	96.817	86.113	

Event: Grand Prix of Houston
 Track: Reliant Park Stadium Circuit
 Report: Section Data Report
 Session: Race

Round 11
 1.634 mile(s)

Firestone Indy Lights Series
 October 5, 2013



Section Data for Car 4 - Goncalvez, Jorge

Lap	T/S	SF to I1	I9 to SF	I1 to I2	I2 to I3	I3 to I4	I4 to I5	I5 to I6	I6 to I7	I7 to I8	I8 to I9	Lap	PO to SF
39	T	4.4423	9.3743	11.0898	8.0228	8.9994	6.1818	10.2802	23.0886	17.5524	9.1055	108.1371	
	S	110.508	48.222	78.573	65.608	72.126	105.221	34.356	34.403	39.078	44.778	54.398	
40	T	9.2839	7.5889	15.8234	11.0396	13.8282	13.2833	8.1161	19.7496	18.2894	7.3484	124.3508	
	S	52.877	59.567	55.068	47.680	46.940	48.968	43.516	40.219	37.503	55.485	47.305	
41	T	11.4634		22.1974	10.8736								
	S	42.824		39.255	48.407								

Event: Grand Prix of Houston
 Track: Reliant Park Stadium Circuit
 Report: Section Data Report
 Session: Race

Round 11
 1.634 mile(s)

Firestone Indy Lights Series
 October 5, 2013



Section Data for Car 5 - Garcia, Juan Pablo

Lap	T/S	SF to I1	I9 to SF	I1 to I2	I2 to I3	I3 to I4	I4 to I5	I5 to I6	I6 to I7	I7 to I8	I8 to I9	Lap	PO to SF
1	T	4.0450	4.6444	10.8605	7.7869	9.3110	5.2479	3.0626	10.5928	10.3745	4.1367	70.0623	95.1243
	S	121.362	97.331	80.232	67.596	69.712	123.946	115.321	74.987	66.115	98.563	83.960	56.667
2	T	3.9713	4.6018	10.0208	7.4349	8.7538	5.2243	3.0445	10.4544	10.3107	4.1173	67.9338	
	S	123.614	98.232	86.955	70.796	74.150	124.506	116.007	75.979	66.524	99.028	86.590	
3	T	3.9492	4.7123	9.9801	7.2589	8.7539	5.2205	3.1172	10.4855	10.3065	4.1340	67.9181	
	S	124.306	95.929	87.310	72.513	74.149	124.596	113.301	75.754	66.551	98.628	86.610	
4	T	3.9686	4.5914	10.0020	7.2793	8.6299	5.2469	2.9768	10.4238	10.2031	4.1479	67.4697	
	S	123.698	98.455	87.119	72.310	75.214	123.969	118.645	76.202	67.226	98.297	87.186	
5	T	3.9096	4.6117	9.8538	7.2993	8.5851	5.1798	3.1248	10.6062	10.4006	4.1002	67.6711	
	S	125.565	98.021	88.429	72.112	75.607	125.575	113.025	74.892	65.949	99.441	86.926	
6	T	3.9433	4.5642	10.0427	7.2590	8.6555	5.1506	3.0083	10.4569	10.4027	4.1177	67.6009	
	S	124.492	99.042	86.766	72.512	74.992	126.287	117.402	75.961	65.936	99.018	87.017	
7	T	3.9295	4.4846	9.8357	7.3522	8.7252	5.1822	2.9216	10.2654	10.2609	4.0908	67.0481	
	S	124.929	100.800	88.592	71.593	74.393	125.517	120.886	77.378	66.847	99.669	87.734	
8	T	3.8906	4.4532	9.9017	7.2080	8.6064	5.1731	2.9051	10.2501	10.3389	4.1687	66.8958	
	S	126.178	101.510	88.001	73.025	75.420	125.738	121.573	77.494	66.343	97.807	87.934	
9	T	3.8778	4.4914	9.8325	7.2244	8.7205	5.1828	2.9119	10.2302	10.1748	4.0977	66.7440	
	S	126.595	100.647	88.621	72.859	74.433	125.503	121.289	77.644	67.413	99.501	88.134	
10	T	3.8867	4.4975	9.7457	7.2427	8.6637	5.1874	2.9451	10.1778	10.0995	4.1063	66.5524	
	S	126.305	100.510	89.410	72.675	74.921	125.391	119.922	78.044	67.915	99.293	88.387	
11	T	3.8899	4.4659	9.8338	7.1542	8.8087	5.1748	2.8333	10.1780	10.0900	4.0876	66.5162	
	S	126.201	101.222	88.609	73.574	73.687	125.697	124.654	78.043	67.979	99.747	88.436	
12	T	3.8621	4.4064	9.8058	7.1637	8.7132	5.1704	2.9375	10.2671	10.0775	4.0565	66.4602	
	S	127.109	102.588	88.862	73.477	74.495	125.804	120.232	77.365	68.063	100.512	88.510	
13	T	3.8680	4.4559	9.7660	7.1880	8.5588	5.2033	2.9695	10.3566	10.0991	4.1634	66.6286	
	S	126.915	101.449	89.224	73.228	75.839	125.008	118.936	76.697	67.918	97.931	88.286	
14	T	3.8617	4.4589	9.6693	7.2339	8.5955	5.1784	2.8662	10.1407	10.0001	4.0394	66.0441	
	S	127.123	101.380	90.117	72.763	75.515	125.609	123.223	78.330	68.590	100.938	89.068	
15	T	3.9609	4.4503	9.7030	7.2962	8.5765	5.1579	2.9080	10.1695	10.0744	4.0725	66.3692	
	S	123.939	101.576	89.804	72.142	75.682	126.108	121.452	78.108	68.084	100.117	88.631	
16	T	3.8988	4.6518	9.7396	7.2238	8.7048	5.2399	2.9891	11.9730	10.2009	4.1590	68.7807	
	S	125.913	97.176	89.466	72.865	74.567	124.135	118.157	66.342	67.240	98.035	85.524	
17	T	4.0150	4.4565	9.8528	7.2718	8.5365	5.1805	2.9340	10.2027	9.9304	4.0504	66.4306	
	S	122.269	101.435	88.438	72.384	76.037	125.558	120.376	77.854	69.072	100.663	88.550	
18	T	3.9268	4.7632	9.6913	7.2020	8.5875	5.1896	2.9072	10.3615	10.5835	4.3506	67.5632	
	S	125.015	94.904	89.912	73.086	75.586	125.338	121.485	76.661	64.809	93.717	87.065	
19	T	4.0125	4.9485	9.7716	238.9250	9.4114	5.5095	3.4128	10.9986	10.6298	4.1669	301.7866	
	S	122.345	91.350	89.173	2.203	68.969	118.061	103.487	72.220	64.527	97.849	19.492	

Event: Grand Prix of Houston
 Track: Reliant Park Stadium Circuit
 Report: Section Data Report
 Session: Race

Round 11
 1.634 mile(s)

Firestone Indy Lights Series
 October 5, 2013



Section Data for Car 5 - Garcia, Juan Pablo

Lap	T/S	SF to I1	I9 to SF	I1 to I2	I2 to I3	I3 to I4	I4 to I5	I5 to I6	I6 to I7	I7 to I8	I8 to I9	Lap	PO to SF
20	T	4.4170	4.8501	11.8876	12.2304	13.2417	13.0422	6.1099	12.1697	10.8649	4.1730	92.9865	
	S	111.141	93.203	73.300	43.037	49.019	49.873	57.805	65.270	63.131	97.706	63.261	
21	T	4.9614	5.1900	13.5053	8.3821	11.6496	10.5815	6.6601	12.0001	11.0592	4.2038	88.1931	
	S	98.946	87.099	64.520	62.796	55.718	61.471	53.030	66.193	62.022	96.990	66.699	
22	T	8.8109	7.3906	17.1573	9.1404	11.4562	11.1646	6.3005	11.8484	11.5559	7.3192	102.1440	
	S	55.716	61.165	50.787	57.586	56.658	58.260	56.056	67.040	59.356	55.707	57.589	
23	T	7.9752	7.3516	17.3131	10.1759	9.8714	9.5958	6.1333	14.1274	14.9430	7.0642	104.5509	
	S	61.554	61.489	50.330	51.726	65.755	67.785	57.584	56.225	45.902	57.717	56.264	
24	T	7.7406	7.7814	18.5400	14.3430	11.2610	8.9588	5.8804	14.0504	13.5340	7.5430	109.6326	
	S	63.420	58.093	46.999	36.698	57.641	72.605	60.061	56.533	50.680	54.054	53.656	
25	T	7.7092	4.9578	15.1326	10.2773	12.1870	11.0758	6.4582	12.2752	11.6380	4.2780	95.9891	
	S	63.678	91.179	57.582	51.216	53.261	58.728	54.687	64.709	58.937	95.308	61.282	
26	T	4.0315	4.8719	10.5146	7.7166	9.2038	5.2603	3.1136	12.1218	11.6806	4.2443	72.7590	
	S	121.768	92.786	82.872	68.212	70.524	123.654	113.432	65.528	58.722	96.065	80.848	
27	T	3.9722	4.8570	10.6384	7.7971	9.0127	5.2196	3.1755	10.8176	10.5502	4.0866	70.1269	
	S	123.586	93.071	81.907	67.508	72.020	124.618	111.221	73.428	65.014	99.772	83.882	
28	T	4.1055	4.6175	10.2897	7.6259	8.7553	5.1946	3.0454	10.3947	10.3631	4.1175	68.5092	
	S	119.574	97.898	84.683	69.023	74.137	125.217	115.972	76.416	66.188	99.023	85.863	
29	T	3.9275	4.6555	10.2359	7.5144	8.9848	5.1771	3.3129	10.8764	10.6091	4.1098	69.4034	
	S	124.993	97.099	85.128	70.047	72.243	125.641	106.608	73.031	64.653	99.209	84.757	
30	T	3.9314	4.4830	10.0869	7.7261	8.7166	5.1617	2.9579	10.5347	10.4213	4.1139	68.1335	
	S	124.869	100.835	86.386	68.128	74.466	126.016	119.403	75.400	65.818	99.110	86.336	
31	T	3.8774	4.6350	10.0916	7.5256	8.6443	5.1243	3.0102	10.5206	10.5110	4.1001	68.0401	
	S	126.608	97.529	86.345	69.943	75.089	126.935	117.328	75.501	65.256	99.443	86.455	
32	T	3.9162	4.5988	10.1787	7.6546	8.8316	5.2038	3.0511	10.8165	10.2775	4.0951	68.6239	
	S	125.353	98.296	85.607	68.764	73.496	124.996	115.756	73.436	66.739	99.565	85.719	
33	T	3.9068	4.5541	10.1490	7.4199	8.7470	5.1644	2.9640	10.4308	10.6869	4.1593	68.1822	
	S	125.655	99.261	85.857	70.939	74.207	125.950	119.157	76.151	64.182	98.028	86.275	
34	T	3.9077	4.5972	9.9808	7.3392	8.5874	5.1522	2.9977	10.5168	10.3824	4.0910	67.5524	
	S	125.626	98.331	87.304	71.719	75.586	126.248	117.818	75.529	66.065	99.664	87.079	
35	T	3.9395	5.0370	10.0497	7.4592	8.7883	5.2719	3.1009	10.6398	20.0439	4.8603	79.1905	
	S	124.612	89.745	86.705	70.566	73.859	123.381	113.897	74.655	34.220	83.889	74.282	
36	T	4.0738	4.9867	10.2032	7.4435	8.8945	5.2324	2.9388	11.0799	10.5297	4.2607	69.6432	
	S	120.504	90.650	85.401	70.715	72.977	124.313	120.179	71.690	65.140	95.695	84.465	
37	T	4.3939	10.1098	10.5980	7.7902	9.0107	5.2230	3.5035	20.6180	17.4956	9.1881	97.9308	
	S	111.725	44.714	82.220	67.567	72.036	124.537	100.808	38.525	39.205	44.376	60.067	
38	T	9.4952	8.1922	15.6351	10.4301	13.5549	13.5329	8.4592	19.8027	18.4165	7.5106	125.0294	
	S	51.701	55.180	55.731	50.466	47.886	48.065	41.751	40.112	37.244	54.287	47.048	

Event: Grand Prix of Houston
 Track: Reliant Park Stadium Circuit
 Report: Section Data Report
 Session: Race

Round 11
 1.634 mile(s)

Firestone Indy Lights Series
 October 5, 2013



Section Data for Car 5 - Garcia, Juan Pablo

Lap	T/S	SF to I1	I9 to SF	I1 to I2	I2 to I3	I3 to I4	I4 to I5	I5 to I6	I6 to I7	I7 to I8	I8 to I9	Lap	PO to SF
39	T	10.5198		21.4299	11.9606								
	S	46.665		40.661	44.008								

Event: Grand Prix of Houston
Track: Reliant Park Stadium Circuit
Report: Section Data Report
Session: Race

Round 11
1.634 mile(s)

Firestone Indy Lights Series
October 5, 2013



Section Data for Car 56 - Di Leo, Matthew (R)

Lap	T/S	SF to I1	I9 to SF	I1 to I2	I2 to I3	I3 to I4	I4 to I5	I5 to I6	I6 to I7	I7 to I8	I8 to I9	Lap	PO to SF
1	T	4.1153	4.8633	10.8047	8.0844	9.0295	5.2728	3.1656	11.2764	10.8187	4.2355	71.6662	96.2662
	S	119.289	92.950	80.647	65.109	71.886	123.360	111.569	70.441	63.400	96.264	82.081	55.995
2	T	4.0923	4.6389	10.2650	8.1283	8.9540	5.2902	3.1884	10.8030	10.4819	4.2137	70.0557	
	S	119.959	97.447	84.887	64.757	72.492	122.955	110.771	73.528	65.437	96.762	83.967	
3	T	3.9605	4.6183	10.0664	7.6077	8.9230	5.2578	3.1086	10.6109	10.4410	4.1836	68.7778	
	S	123.951	97.881	86.562	69.188	72.744	123.712	113.614	74.859	65.694	97.458	85.528	
4	T	3.9768	4.6165	10.0204	7.6817	8.8642	5.2692	3.2060	10.6045	10.5607	4.2051	69.0051	
	S	123.443	97.920	86.959	68.522	73.226	123.445	110.163	74.904	64.949	96.960	85.246	
5	T	4.1686	4.6251	11.2142	8.5405	9.0941	5.2863	3.2397	10.6324	10.5748	4.2123	71.5880	
	S	117.764	97.737	77.702	61.631	71.375	123.045	109.017	74.707	64.863	96.794	82.170	
6	T	3.9892	4.6580	10.0063	7.6554	8.7741	5.2698	3.1058	10.5207	10.3012	4.2141	68.4946	
	S	123.060	97.047	87.082	68.757	73.978	123.431	113.717	75.501	66.585	96.753	85.881	
7	T	3.9520	4.6306	9.9726	7.6304	8.7594	5.2714	3.0593	10.4156	10.2591	4.1958	68.1462	
	S	124.218	97.621	87.376	68.982	74.102	123.393	115.445	76.262	66.859	97.175	86.320	
8	T	3.9610	4.5685	9.8633	7.4529	8.7328	5.2635	3.0586	10.4362	10.5382	4.1550	68.0300	
	S	123.936	98.948	88.344	70.625	74.328	123.578	115.472	76.112	65.088	98.129	86.468	
9	T	3.9448	4.4715	9.8559	7.3342	8.6775	5.2590	3.0347	10.4331	10.1433	4.1522	67.3062	
	S	124.445	101.095	88.410	71.768	74.802	123.684	116.381	76.134	67.622	98.195	87.398	
10	T	3.9114	4.5048	9.8908	7.4056	8.6433	5.2553	3.0679	10.3550	10.2806	4.1641	67.4788	
	S	125.507	100.348	88.098	71.076	75.098	123.771	115.122	76.709	66.719	97.915	87.174	
11	T	3.9227	4.5129	9.6984	7.3499	8.6298	5.2369	3.0515	10.2452	10.1432	4.1556	66.9461	
	S	125.146	100.167	89.846	71.615	75.215	124.206	115.740	77.531	67.623	98.115	87.868	
12	T	3.9322	4.5708	9.7480	7.3255	8.6915	5.2584	3.0746	10.3960	10.2552	4.1714	67.4236	
	S	124.843	98.899	89.389	71.854	74.681	123.698	114.871	76.406	66.884	97.744	87.245	
13	T	3.9646	4.5280	9.6955	7.3573	8.6259	5.2580	3.0512	10.3172	10.2615	4.1713	67.2305	
	S	123.823	99.833	89.873	71.543	75.249	123.708	115.752	76.990	66.843	97.746	87.496	
14	T	3.9211	4.6196	9.8103	7.4040	8.6759	5.2533	3.0385	10.5611	10.2105	4.1865	67.6808	
	S	125.197	97.854	88.821	71.092	74.815	123.818	116.236	75.212	67.177	97.391	86.914	
15	T	3.9509	4.5278	9.8116	7.3748	8.6247	5.2477	3.0420	10.3620	10.2376	4.1547	67.3338	
	S	124.252	99.838	88.810	71.373	75.260	123.950	116.102	76.657	66.999	98.136	87.362	
16	T	3.9214	4.4782	9.8263	7.3161	8.5507	5.2375	3.0560	10.2768	10.1854	4.1402	66.9886	
	S	125.187	100.944	88.677	71.946	75.911	124.192	115.570	77.292	67.342	98.480	87.812	
17	T	3.9169	4.5402	9.8050	7.3490	8.6242	5.2359	3.1595	10.3300	10.2458	4.1760	67.3825	
	S	125.331	99.565	88.869	71.624	75.264	124.230	111.784	76.894	66.945	97.636	87.299	
18	T	3.9438	4.4702	9.6673	7.4632	8.7340	5.2497	3.0365	10.2148	10.1718	4.1870	67.1383	
	S	124.476	101.124	90.135	70.528	74.318	123.903	116.312	77.762	67.432	97.379	87.616	
19	T	3.9240	5.9282	9.8336	8.1124	10.1770	7.7367	4.3624	12.5373	11.0860	4.7952	78.4928	
	S	125.104	76.253	88.611	64.884	63.780	84.074	80.960	63.356	61.872	85.028	74.942	

Event: Grand Prix of Houston
Track: Reliant Park Stadium Circuit
Report: Section Data Report
Session: Race

Round 11
1.634 mile(s)

Firestone Indy Lights Series
October 5, 2013



Section Data for Car 56 - Di Leo, Matthew (R)

Lap	T/S	SF to I1	I9 to SF	I1 to I2	I2 to I3	I3 to I4	I4 to I5	I5 to I6	I6 to I7	I7 to I8	I8 to I9	Lap	PO to SF
20	T	4.8140	7.5388	12.0502	8.9394	9.0252	5.3663	3.7739	13.9158	14.8145	6.5669	86.8050	
	S	101.975	59.963	72.311	58.881	71.920	121.211	93.585	57.080	46.300	62.088	67.766	
21	T	8.3504	8.7440	19.8052	11.3501	12.6985	11.0073	6.8384	13.3280	11.8920	6.4233	110.4372	
	S	58.789	51.698	43.997	46.375	51.116	59.093	51.647	59.598	57.678	63.476	53.265	
22	T	7.5427	4.9431	13.6129	12.1001	14.0148	11.0659	6.5207	11.6151	11.1992	4.3122	96.9267	
	S	65.084	91.450	64.010	43.501	46.315	58.780	54.163	68.387	61.246	94.552	60.689	
23	T	5.9266	6.9208	12.7145	110.5408	10.4427	10.3304	6.2002	12.0956	12.1186	6.3381	193.6283	
	S	82.831	65.317	68.533	4.762	62.157	62.965	56.963	65.670	56.600	64.330	30.380	
24	T	8.2868	7.1001	17.4110	9.7653	9.8489	10.3508	6.3925	13.3043	14.9177	7.3173	104.6947	
	S	59.240	63.667	50.047	53.901	65.905	62.841	55.249	59.704	45.980	55.721	56.186	
25	T	8.0639	8.0599	18.2703	14.8777	10.8829	9.1027	5.6319	14.1448	13.9520	7.4651	110.4512	
	S	60.877	56.086	47.693	35.379	59.643	71.457	62.711	56.156	49.162	54.618	53.258	
26	T	7.8599	5.1872	14.5456	10.0169	12.1487	11.6674	7.0078	12.4278	11.9481	4.5271	97.3365	
	S	62.457	87.146	59.906	52.548	53.429	55.750	50.398	63.915	57.407	90.064	60.434	
27	T	4.4038	5.2096	11.4351	8.2570	9.3588	5.4887	4.1500	12.7195	12.9384	4.8406	78.8015	
	S	111.474	86.772	76.201	63.748	69.356	118.508	85.104	62.449	53.013	84.231	74.648	
28	T	4.4040	4.9658	11.9378	8.5214	9.3881	5.5363	4.6533	11.9552	11.7071	4.3135	77.3825	
	S	111.469	91.032	72.992	61.770	69.140	117.489	75.899	66.441	58.589	94.524	76.017	
29	T	4.1104	4.8835	11.3175	8.2709	9.3460	5.3672	4.0138	11.7113	11.7076	4.4308	75.1590	
	S	119.431	92.566	76.993	63.640	69.451	121.191	87.992	67.825	58.587	92.021	78.266	
30	T	4.0889	4.8836	11.4911	8.7907	9.6860	5.4799	4.4907	12.0351	11.9768	4.4444	77.3672	
	S	120.059	92.564	75.829	59.877	67.013	118.698	78.647	66.000	57.270	91.740	76.032	
31	T	4.0612	4.8856	11.1843	8.1791	9.1976	5.3912	4.2397	11.8539	11.8153	4.4588	75.2667	
	S	120.878	92.526	77.910	64.355	70.572	120.651	83.303	67.009	58.053	91.443	78.154	
32	T	4.0954	6.3183	11.4625	424.0793	11.1998	7.2543	5.4451	14.2695	12.9012	5.4132	502.4386	
	S	119.868	71.545	76.019	1.241	57.956	89.665	64.862	55.665	53.166	75.321	11.708	
33	T	5.4507	8.7358	13.0360	9.5251	10.6702	8.0193	6.5578	18.2050	19.1648	7.1312	106.4959	
	S	90.063	51.746	66.843	55.261	60.832	81.111	53.857	43.632	35.790	57.175	55.236	
34	T	11.2224		21.6566	11.4054								
	S	43.744		40.235	46.150								

Event: Grand Prix of Houston
Track: Reliant Park Stadium Circuit
Report: Section Data Report
Session: Race

Round 11
1.634 mile(s)

Firestone Indy Lights Series
October 5, 2013



Section Data for Car 6 - Serenelli, Giancarlo (R)

Lap	T/S	SF to I1	I9 to SF	I1 to I2	I2 to I3	I3 to I4	I4 to I5	I5 to I6	I6 to I7	I7 to I8	I8 to I9	Lap	PO to SF
1	T	4.1260	4.8983	10.8500	8.0577	9.4971	5.2773	3.0981	11.1161	10.6566	4.1714	71.7486	95.1431
	S	118.979	92.286	80.310	65.324	68.346	123.255	113.999	71.457	64.365	97.744	81.986	56.656
2	T	4.0195	4.7358	10.2109	7.9760	9.0652	5.2768	2.9683	12.6534	10.5689	4.1477	71.6225	
	S	122.132	95.453	85.337	65.993	71.602	123.267	118.985	62.775	64.899	98.302	82.131	
3	T	4.0127	4.8670	10.2675	7.5363	8.8576	5.2497	3.1009	10.6720	10.3085	4.1519	69.0241	
	S	122.339	92.880	84.866	69.844	73.281	123.903	113.897	74.430	66.538	98.203	85.222	
4	T	4.0343	4.7528	10.2000	7.6946	8.8241	5.2407	2.9615	10.6821	10.5228	4.1683	69.0812	
	S	121.684	95.111	85.428	68.407	73.559	124.116	119.258	74.360	65.183	97.816	85.152	
5	T	4.0143	4.7622	10.1084	7.6688	8.9238	5.2350	3.0077	10.6006	10.4445	4.1362	68.9015	
	S	122.290	94.924	86.202	68.637	72.737	124.251	117.426	74.931	65.672	98.575	85.374	
6	T	3.9998	4.7129	10.1246	7.4921	8.8348	5.2243	3.0127	10.7141	10.4978	4.1691	68.7822	
	S	122.733	95.917	86.064	70.256	73.470	124.506	117.231	74.138	65.338	97.797	85.522	
7	T	3.9923	4.6601	9.9762	7.4236	8.7512	5.2123	2.9678	10.4524	10.3734	4.1300	67.9393	
	S	122.964	97.003	87.344	70.904	74.172	124.792	119.005	75.994	66.122	98.723	86.583	
8	T	3.9617	4.6869	9.9153	7.3595	8.6686	5.2017	2.8740	10.6703	10.4987	4.1676	68.0043	
	S	123.914	96.449	87.881	71.522	74.878	125.047	122.889	74.442	65.333	97.833	86.500	
9	T	3.9703	4.6297	9.9878	7.6114	8.6951	5.2050	2.9687	10.3427	10.1697	4.1030	67.6834	
	S	123.645	97.640	87.243	69.155	74.650	124.967	118.969	76.800	67.446	99.373	86.911	
10	T	3.9607	4.6192	9.8354	7.4168	8.6664	5.2104	2.9379	10.5052	10.2792	4.1889	67.6201	
	S	123.945	97.862	88.595	70.969	74.897	124.838	120.216	75.612	66.728	97.335	86.992	
11	T	3.9591	4.6060	9.8733	7.4481	8.8094	5.2130	2.8696	10.3759	10.2326	4.1330	67.5200	
	S	123.995	98.143	88.255	70.671	73.682	124.775	123.077	76.554	67.032	98.652	87.121	
12	T	3.9644	4.6200	9.7796	7.3647	8.6942	5.2159	2.9298	10.4591	10.3578	4.1251	67.5106	
	S	123.829	97.845	89.100	71.471	74.658	124.706	120.548	75.945	66.222	98.841	87.133	
13	T	3.9754	4.6199	9.7863	7.2986	8.5997	5.2252	2.9461	10.3422	10.3244	4.0925	67.2103	
	S	123.487	97.847	89.039	72.118	75.478	124.484	119.881	76.804	66.436	99.628	87.522	
14	T	3.9733	4.5199	9.9549	7.3465	8.6731	5.2017	2.8722	10.4705	10.1368	4.0588	67.2077	
	S	123.552	100.012	87.531	71.648	74.840	125.047	122.966	75.862	67.665	100.455	87.526	
15	T	3.9313	4.4904	9.8697	7.4145	8.7814	5.1891	2.8827	10.3921	10.1930	4.0991	67.2433	
	S	124.872	100.669	88.287	70.991	73.917	125.350	122.518	76.435	67.292	99.468	87.479	
16	T	3.9193	4.4825	9.7560	7.2341	8.5074	5.1830	2.8758	10.4513	10.3053	4.0808	66.7955	
	S	125.254	100.847	89.316	72.761	76.297	125.498	122.812	76.002	66.559	99.914	88.066	
17	T	3.9283	4.6348	9.9137	7.3269	9.2692	5.2605	2.9109	10.8099	10.5516	4.0962	68.7020	
	S	124.967	97.533	87.895	71.840	70.027	123.649	121.331	73.481	65.005	99.538	85.622	
18	T	3.9891	4.7884	9.9359	7.3260	8.6541	5.2003	2.8986	10.6023	10.9324	4.3435	68.6706	
	S	123.063	94.404	87.699	71.849	75.004	125.080	121.846	74.919	62.741	93.871	85.661	
19	T	4.0449	6.5351	10.1293	9.4670	9.7544	5.7581	3.5132	12.3159	11.8179	4.7923	78.1281	
	S	121.365	69.172	86.024	55.600	66.543	112.963	100.530	64.495	58.040	85.080	75.292	

Event: Grand Prix of Houston
Track: Reliant Park Stadium Circuit
Report: Section Data Report
Session: Race

Round 11
1.634 mile(s)

Firestone Indy Lights Series
October 5, 2013



Section Data for Car 6 - Serenelli, Giancarlo (R)

Lap	T/S	SF to I1	I9 to SF	I1 to I2	I2 to I3	I3 to I4	I4 to I5	I5 to I6	I6 to I7	I7 to I8	I8 to I9	Lap	PO to SF
20	T	4.9548	7.5212	11.5281	9.2450	10.9600	6.3861	3.4760	11.7364	11.8661	6.7393	84.4130	
	S	99.077	60.103	75.586	56.935	59.224	101.855	101.606	67.680	57.804	60.500	69.686	
21	T	8.3188	8.4166	20.1168	11.9490	12.3021	10.4528	7.2176	13.6970	12.1099	5.5976	110.1782	
	S	59.012	53.709	43.315	44.051	52.763	62.228	48.933	57.992	56.640	72.840	53.390	
22	T	7.7541	4.8406	13.4862	12.0734	13.5087	13.0071	5.6107	12.2447	11.2557	4.2392	98.0204	
	S	63.310	93.386	64.612	43.597	48.050	50.008	62.948	64.870	60.939	96.180	60.012	
23	T	4.9251	5.5244	13.0042	8.5733	11.6846	10.7434	6.5810	11.8252	11.0371	4.2523	88.1506	
	S	99.675	81.827	67.006	61.396	55.551	60.545	53.667	67.172	62.146	95.884	66.731	
24	T	8.6347	7.1545	16.6019	8.9663	11.8619	11.2638	6.3052	11.8850	11.9638	7.4994	102.1365	
	S	56.853	63.183	52.486	58.705	54.721	57.747	56.014	66.834	57.332	54.368	57.594	
25	T	7.9147	7.5368	17.3061	9.8609	10.0774	9.4695	5.9409	14.3688	14.7566	7.0587	104.2904	
	S	62.025	59.978	50.350	53.379	64.411	68.689	59.449	55.281	46.482	57.762	56.404	
26	T	7.7658	7.4715	18.3134	14.6001	11.4293	8.8415	5.7309	14.4402	13.3459	7.6387	109.5773	
	S	63.214	60.503	47.581	36.052	56.792	73.568	61.628	55.007	51.395	53.377	53.683	
27	T	7.8216	5.0773	14.9502	10.7695	11.8700	11.3572	6.1098	11.7732	12.5976	4.2722	96.5986	
	S	62.763	89.033	58.284	48.875	54.683	57.272	57.806	67.468	54.448	95.437	60.895	
28	T	4.1791	5.0304	11.0573	8.0423	9.4032	5.3984	3.1680	11.6209	11.6456	4.2545	73.7997	
	S	117.468	89.863	78.804	65.449	69.029	120.490	111.484	68.353	58.899	95.834	79.708	
29	T	4.0557	5.1269	10.5055	7.9379	9.2475	5.2549	3.0487	11.8678	11.2003	4.2217	72.4669	
	S	121.042	88.171	82.944	66.310	70.191	123.781	115.847	66.931	61.240	96.579	81.174	
30	T	4.1610	4.8030	10.2796	7.8758	9.1741	5.2666	3.0410	11.2040	10.8966	4.1529	70.8546	
	S	117.979	94.117	84.766	66.833	70.753	123.506	116.140	70.896	62.947	98.179	83.021	
31	T	4.0271	4.6712	10.0926	7.7958	9.0869	5.1980	3.0144	10.9311	10.6285	4.1022	69.5478	
	S	121.901	96.773	86.337	67.519	71.432	125.136	117.165	72.666	64.535	99.392	84.581	
32	T	3.9901	4.6101	9.9896	7.5766	8.8407	5.1851	3.0064	10.6699	10.3734	4.0959	68.3378	
	S	123.032	98.055	87.227	69.472	73.421	125.447	117.477	74.445	66.122	99.545	86.078	
33	T	3.9776	4.6415	9.7965	7.4372	8.7645	5.1495	3.0320	10.5672	10.3602	4.1128	67.8390	
	S	123.418	97.392	88.946	70.774	74.059	126.314	116.485	75.168	66.206	99.136	86.711	
34	T	3.9554	4.6338	10.0229	8.0564	8.8898	5.1919	2.8958	10.5204	10.2904	4.1285	68.5853	
	S	124.111	97.554	86.937	65.335	73.015	125.283	121.963	75.503	66.655	98.759	85.768	
35	T	3.9855	4.8873	10.3392	7.7965	8.7631	5.1956	2.8393	11.7358	10.8080	4.1706	70.5209	
	S	123.174	92.494	84.278	67.513	74.071	125.193	124.390	67.683	63.463	97.762	83.414	
36	T	4.0184	4.7403	10.0545	7.7181	8.9268	5.1858	3.0330	10.7506	11.6149	4.1845	70.2269	
	S	122.165	95.362	86.664	68.199	72.713	125.430	116.446	73.886	59.054	97.438	83.763	
37	T	4.0010	5.1288	10.0555	7.4735	8.7853	5.2061	3.0412	10.6163	10.3334	4.3474	68.9885	
	S	122.697	88.139	86.655	70.431	73.884	124.941	116.132	74.821	66.378	93.786	85.266	
38	T	4.0569	5.0627	10.6239	7.5549	8.6755	5.1720	3.0679	11.3322	10.8883	4.2702	70.7045	
	S	121.006	89.289	82.019	69.672	74.819	125.765	115.122	70.094	62.995	95.482	83.197	

Event: Grand Prix of Houston
 Track: Reliant Park Stadium Circuit
 Report: Section Data Report
 Session: Race

Round 11
 1.634 mile(s)

Firestone Indy Lights Series
 October 5, 2013



Section Data for Car 6 - Serenelli, Giancarlo (R)

Lap	T/S	SF to I1	I9 to SF	I1 to I2	I2 to I3	I3 to I4	I4 to I5	I5 to I6	I6 to I7	I7 to I8	I8 to I9	Lap	PO to SF
39	T	4.6099	10.2754	11.1905	8.2619	9.3838	5.4930	3.3929	18.2166	17.7741	9.1229	97.7210	
	S	106.490	43.993	77.866	63.710	69.171	118.415	104.094	43.604	38.590	44.693	60.196	
40	T	9.5240	8.0673	15.8406	9.6776	13.8730	13.7591	8.4050	19.7343	18.3307	7.2557	124.4673	
	S	51.544	56.034	55.008	54.390	46.788	47.274	42.020	40.251	37.419	56.194	47.261	
41	T	10.8790		21.5110	11.9878								
	S	45.124		40.508	43.908								

Event: Grand Prix of Houston
Track: Reliant Park Stadium Circuit
Report: Section Data Report
Session: Race

Round 11
1.634 mile(s)

Firestone Indy Lights Series
October 5, 2013



Section Data for Car 7 - Chaves, Gabby (R)

Lap	T/S	SF to I1	I9 to SF	I1 to I2	I2 to I3	I3 to I4	I4 to I5	I5 to I6	I6 to I7	I7 to I8	I8 to I9	Lap	PO to SF
1	T	4.1042	4.5997	10.6752	7.7495	9.0087	5.3929	3.0682	10.7286	10.4838	4.1094	69.9202	101.5522
	S	119.611	98.277	81.625	67.922	72.052	120.613	115.110	74.037	65.426	99.218	84.130	53.081
2	T	3.9678	4.6194	10.0667	7.4998	8.6857	5.2807	3.0673	10.4710	10.2457	4.0933	67.9974	
	S	123.723	97.858	86.559	70.184	74.731	123.176	115.144	75.859	66.946	99.608	86.509	
3	T	3.9520	4.5193	9.8196	7.4411	8.6673	5.2399	3.0410	10.4534	10.3314	4.0838	67.5488	
	S	124.218	100.026	88.737	70.737	74.890	124.135	116.140	75.987	66.391	99.840	87.084	
4	T	3.9057	4.4893	9.9518	7.4799	8.6085	5.2444	3.0681	10.4145	10.1863	4.0483	67.3968	
	S	125.690	100.694	87.558	70.370	75.401	124.028	115.114	76.270	67.336	100.716	87.280	
5	T	3.9047	4.5500	9.8068	7.3009	8.8329	5.2964	2.9933	10.5140	10.6526	4.0617	67.9133	
	S	125.723	99.351	88.853	72.096	73.486	122.811	117.991	75.549	64.389	100.383	86.616	
6	T	3.9260	4.5284	9.8214	7.3009	8.5946	5.2182	2.9654	10.3166	10.1511	4.0556	66.8782	
	S	125.041	99.825	88.721	72.096	75.523	124.651	119.101	76.994	67.570	100.534	87.957	
7	T	3.9212	4.5046	9.6445	7.2066	8.5104	5.1993	2.9519	10.2435	10.0685	4.0439	66.2944	
	S	125.194	100.352	90.348	73.039	76.270	125.104	119.646	77.544	68.124	100.825	88.731	
8	T	3.8847	4.5270	9.6725	7.2003	8.4908	5.1836	2.9663	10.2061	10.0792	4.0555	66.2660	
	S	126.370	99.855	90.087	73.103	76.446	125.483	119.065	77.828	68.052	100.537	88.770	
9	T	3.8841	4.5637	9.5702	7.2491	8.5081	5.1920	2.9382	10.2981	10.2196	4.0618	66.4849	
	S	126.389	99.052	91.050	72.611	76.291	125.280	120.203	77.132	67.117	100.381	88.477	
10	T	3.9153	4.5032	9.6147	7.2541	8.5058	5.1844	2.9257	10.1894	10.0926	4.0412	66.2264	
	S	125.382	100.383	90.628	72.561	76.312	125.464	120.717	77.955	67.962	100.893	88.823	
11	T	3.8580	4.6608	9.5784	7.2635	8.5730	5.1718	2.9694	10.2378	11.6431	4.0694	68.0252	
	S	127.244	96.989	90.972	72.467	75.713	125.769	118.940	77.587	58.911	100.193	86.474	
12	T	3.9272	4.3829	9.6377	7.2274	8.5381	5.1733	2.8849	10.3322	9.9757	4.0512	66.1306	
	S	125.002	103.138	90.412	72.829	76.023	125.733	122.424	76.878	68.758	100.644	88.951	
13	T	3.8448	4.4171	9.6099	7.1760	8.4682	5.1690	2.9407	10.2182	10.0214	4.0263	65.8916	
	S	127.681	102.340	90.674	73.351	76.650	125.838	120.101	77.736	68.444	101.266	89.274	
14	T	3.8425	4.5987	9.5308	7.2362	8.5012	5.1857	2.9502	10.2904	10.0245	4.0376	66.1978	
	S	127.758	98.299	91.426	72.740	76.353	125.432	119.715	77.190	68.423	100.983	88.861	
15	T	3.9025	4.4969	9.5886	7.2162	8.4785	5.1687	2.9062	10.1653	9.9604	4.0370	65.9203	
	S	125.793	100.524	90.875	72.942	76.557	125.845	121.527	78.140	68.864	100.998	89.235	
16	T	3.8724	4.4767	9.5436	7.2738	8.4191	5.1744	2.9253	10.2048	10.1215	4.0442	66.0558	
	S	126.771	100.977	91.303	72.364	77.097	125.706	120.734	77.838	67.768	100.818	89.052	
17	T	3.8784	4.4130	9.5410	7.1839	8.4282	5.1586	2.9037	10.0958	9.9488	4.0432	65.5946	
	S	126.575	102.435	91.328	73.270	77.014	126.091	121.632	78.678	68.944	100.843	89.678	
18	T	3.8473	4.4371	9.4662	7.1551	8.4374	5.1596	2.9190	10.1289	9.9922	4.0296	65.5724	
	S	127.598	101.879	92.050	73.565	76.930	126.067	120.994	78.421	68.644	101.183	89.708	
19	T	3.8564	5.6800	9.5129	7.1602	8.4711	5.1595	2.9107	10.2071	11.9476	5.0445	69.9500	
	S	127.297	79.585	91.598	73.512	76.624	126.069	121.339	77.820	57.410	80.826	84.094	

Event: Grand Prix of Houston
 Track: Reliant Park Stadium Circuit
 Report: Section Data Report
 Session: Race

Round 11
 1.634 mile(s)

Firestone Indy Lights Series
 October 5, 2013



Section Data for Car 7 - Chaves, Gabby (R)

Lap	T/S	SF to I1	I9 to SF	I1 to I2	I2 to I3	I3 to I4	I4 to I5	I5 to I6	I6 to I7	I7 to I8	I8 to I9	Lap	PO to SF
20	T	5.9697	8.1081	14.6106	14.2251	14.7889	12.8548	7.0743	15.8875	15.1351	6.5772	115.2313	
	S	82.233	55.752	59.639	37.002	43.890	50.600	49.925	49.996	45.319	61.991	51.049	
21	T	7.5049	7.4845	18.0635	14.3787	12.0299	10.6791	6.2340	11.9900	14.2274	6.5267	109.1187	
	S	65.412	60.398	48.239	36.607	53.956	60.909	56.654	66.248	48.210	62.471	53.908	
22	T	7.0681	4.8582	15.2510	11.6803	13.3049	11.2233	6.6661	11.6687	14.3882	4.2154	100.3242	
	S	69.454	93.048	57.135	45.064	48.786	57.956	52.982	68.073	47.672	96.723	58.634	
23	T	3.9762	6.6776	11.7445	11.2502	13.1575	10.7378	5.9618	11.6283	11.2697	4.4347	90.8383	
	S	123.462	67.696	74.193	46.787	49.332	60.576	59.241	68.309	60.863	91.940	64.757	
24	T	8.1337	7.7196	13.3487	10.1298	12.7080	10.0530	6.2137	12.3607	14.2801	6.1617	101.1090	
	S	60.355	58.558	65.277	51.962	51.077	64.703	56.839	64.262	48.033	66.171	58.179	
25	T	6.9571	7.9252	15.5774	11.7622	11.4618	9.8713	4.9323	15.1192	15.2777	6.6106	105.4948	
	S	70.562	57.039	55.938	44.750	56.631	65.894	71.606	52.537	44.896	61.678	55.760	
26	T	7.1780	6.8164	17.6641	14.5926	12.2189	8.1867	5.6414	16.5156	13.8116	6.8459	109.4712	
	S	68.391	66.317	49.330	36.071	53.122	79.453	62.605	48.095	49.662	59.558	53.735	
27	T	6.8909	4.9854	15.4978	10.2369	13.2807	10.6330	6.7627	12.2972	13.4679	4.1877	98.2402	
	S	71.240	90.674	56.225	51.418	48.875	61.173	52.225	64.593	50.929	97.363	59.878	
28	T	4.0513	4.7970	10.1125	7.7825	8.9173	5.2093	3.0614	10.6579	10.5746	4.0967	69.2605	
	S	121.173	94.235	86.167	67.634	72.790	124.864	115.366	74.529	64.864	99.526	84.932	
29	T	3.9787	4.6154	9.7544	7.4604	8.7260	5.1814	2.9800	10.4177	10.7512	4.0745	67.9397	
	S	123.384	97.943	89.330	70.554	74.386	125.536	118.517	76.247	63.798	100.068	86.583	
30	T	3.9066	4.6474	9.7848	7.4242	8.5619	5.1482	2.9743	10.4149	10.2301	4.0287	67.1211	
	S	125.661	97.268	89.053	70.898	75.812	126.346	118.745	76.267	67.048	101.206	87.639	
31	T	3.9380	4.4480	9.7524	7.3159	8.5358	5.1514	2.9962	10.4417	10.1881	4.0296	66.7971	
	S	124.659	101.629	89.349	71.948	76.043	126.268	117.877	76.072	67.325	101.183	88.064	
32	T	3.8626	4.5618	9.7017	7.2957	8.4772	5.1402	2.9775	10.3122	10.1716	4.0531	66.5536	
	S	127.093	99.094	89.816	72.147	76.569	126.543	118.617	77.027	67.434	100.596	88.386	
33	T	3.9027	4.6988	9.8268	7.4216	8.6348	5.1361	2.9156	10.3486	10.0591	4.0245	66.9686	
	S	125.787	96.204	88.672	70.923	75.172	126.644	121.135	76.756	68.188	101.311	87.838	
34	T	3.9491	4.4598	9.7306	7.2389	8.4826	5.1298	2.9412	10.3432	10.0715	4.0297	66.3764	
	S	124.309	101.360	89.549	72.713	76.520	126.799	120.081	76.796	68.104	101.181	88.622	
35	T	3.8600	4.4741	9.7672	7.3229	8.4540	5.1288	2.9525	10.2821	10.2072	4.0485	66.4973	
	S	127.179	101.036	89.213	71.879	76.779	126.824	119.621	77.253	67.199	100.711	88.461	
36	T	3.8561	4.5453	9.6868	7.3017	8.4926	5.1329	2.9191	10.2575	10.0355	4.0271	66.2546	
	S	127.307	99.453	89.954	72.088	76.430	126.723	120.990	77.438	68.348	101.246	88.785	
37	T	3.9142	4.5607	9.6726	7.2596	8.5326	5.1300	2.9697	10.3080	10.1489	4.0231	66.5194	
	S	125.417	99.118	90.086	72.506	76.072	126.794	118.928	77.058	67.585	101.347	88.431	
38	T	3.9184	4.5264	9.6307	7.2814	8.4284	5.1285	2.9405	10.1990	10.2887	4.0354	66.3774	
	S	125.283	99.869	90.478	72.289	77.012	126.831	120.109	77.882	66.666	101.038	88.621	

Event: Grand Prix of Houston
 Track: Reliant Park Stadium Circuit
 Report: Section Data Report
 Session: Race

Round 11
 1.634 mile(s)

Firestone Indy Lights Series
 October 5, 2013



Section Data for Car 7 - Chaves, Gabby (R)

Lap	T/S	SF to I1	I9 to SF	I1 to I2	I2 to I3	I3 to I4	I4 to I5	I5 to I6	I6 to I7	I7 to I8	I8 to I9	Lap	PO to SF
39	T	3.9126	10.0185	9.7681	8.2723	14.6233	21.9061	12.0479	22.6138	17.8458	8.8764	129.8848	
	S	125.469	45.121	89.205	63.630	44.387	29.693	29.315	35.125	38.435	45.934	45.289	
40	T	8.5929	9.0349	15.1916	11.5012	14.2261	13.2430	8.0406	20.9179	17.8747	7.7706	126.3935	
	S	57.130	50.033	57.358	45.766	45.627	49.117	43.925	37.973	38.373	52.471	46.540	
41	T	10.2591		17.6326	11.5241	14.1522							
	S	47.851		49.418	45.675	45.865							

Event: Grand Prix of Houston
Track: Reliant Park Stadium Circuit
Report: Section Data Report
Session: Race

Round 11
1.634 mile(s)

Firestone Indy Lights Series
October 5, 2013



Section Data for Car 77 - Hawksworth, Jack (R)

Lap	T/S	SF to I1	I9 to SF	I1 to I2	I2 to I3	I3 to I4	I4 to I5	I5 to I6	I6 to I7	I7 to I8	I8 to I9	Lap	PI to PO	PO to SF	SF to PI
1	T	4.1430	5.0873	10.8848	7.9393	9.8378	5.3808	3.2586	10.9121	10.5795	4.1517	72.1749		96.1980	
	S	118.491	88.858	80.053	66.298	65.979	120.884	108.385	72.792	64.834	98.207	81.502		56.035	
2	T	4.1764	4.5112	10.1658	7.6986	8.9048	5.1958	3.0835	10.6631	10.4548	4.1695	69.0235			
	S	117.544	100.205	85.715	68.371	72.892	125.189	114.539	74.492	65.607	97.788	85.223			
3	T	3.9272	4.5350	9.8315	7.4983	8.7361	5.1950	2.9450	10.3642	10.2155	4.0785	67.3263			
	S	125.002	99.679	88.630	70.198	74.300	125.208	119.926	76.641	67.144	99.970	87.372			
4	T	3.9191	4.5090	10.0316	7.5041	8.7589	5.1596	2.8750	10.2736	10.2318	4.0780	67.3407			
	S	125.261	100.254	86.862	70.143	74.106	126.067	122.846	77.316	67.037	99.982	87.353			
5	T	3.9230	4.6023	9.8410	7.4250	8.6638	5.1859	2.8836	10.3793	10.2694	4.1208	67.2941			
	S	125.136	98.222	88.544	70.891	74.920	125.428	122.479	76.529	66.792	98.944	87.413			
6	T	3.9496	4.5973	9.8146	7.4329	8.6605	5.1952	2.8952	10.3094	10.2083	4.0666	67.1296			
	S	124.293	98.328	88.782	70.815	74.948	125.203	121.989	77.048	67.191	100.262	87.628			
7	T	3.9306	4.5216	9.7508	7.3995	8.6080	5.1502	2.9137	10.3161	10.1802	4.0621	66.8328			
	S	124.894	99.975	89.363	71.135	75.406	126.297	121.214	76.998	67.377	100.374	88.017			
8	T	3.9215	4.6175	9.7897	7.4360	8.6088	5.1550	2.8729	10.1970	10.1699	4.0582	66.8265			
	S	125.184	97.898	89.008	70.786	75.399	126.179	122.936	77.897	67.445	100.470	88.025			
9	T	3.9277	4.5235	9.7712	7.3352	8.6680	5.1667	2.8879	10.2066	10.2101	4.0624	66.7593			
	S	124.986	99.933	89.177	71.759	74.884	125.894	122.297	77.824	67.179	100.366	88.114			
10	T	3.8994	4.3953	9.7223	7.2354	9.1500	5.1945	2.9160	10.2027	10.0586	4.0635	66.8377			
	S	125.893	102.847	89.625	72.748	70.939	125.220	121.119	77.854	68.191	100.339	88.010			
11	T	3.8561	4.4314	9.4983	7.4709	8.5642	5.1647	2.8717	10.1728	9.9961	4.0446	66.0708			
	S	127.307	102.010	91.739	70.455	75.791	125.942	122.987	78.083	68.618	100.808	89.032			
12	T	3.8713	4.4555	9.6190	7.2983	8.5196	5.1363	2.8874	10.2376	10.1646	4.0470	66.2366			
	S	126.807	101.458	90.588	72.121	76.188	126.639	122.318	77.588	67.480	100.748	88.809			
13	T	3.8900	4.4850	9.9498	7.3308	8.5634	5.1656	2.8807	10.1824	10.0638	4.0740	66.5855			
	S	126.198	100.791	87.576	71.802	75.798	125.920	122.603	78.009	68.156	100.080	88.344			
14	T	3.8863	4.3686	9.6463	7.3410	8.5392	5.1619	2.9221	10.2119	9.9492	4.0410	66.0675			
	S	126.318	103.476	90.331	71.702	76.013	126.011	120.866	77.784	68.941	100.898	89.036			
15	T	3.8075	4.3671	9.6723	7.3529	8.5905	5.1504	2.8941	10.2222	10.0825	4.0442	66.1837			
	S	128.932	103.512	90.089	71.586	75.559	126.292	122.035	77.705	68.030	100.818	88.880			
16	T	3.8296	4.3559	9.7782	7.3478	8.4700	5.1970	2.9681	10.5773	10.0124	4.0734	66.6097			
	S	128.188	103.778	89.113	71.636	76.634	125.160	118.993	75.096	68.506	100.095	88.311			
17	T	3.8632	4.3567	9.5786	7.3219	8.5480	5.1738	2.8504	10.2447	9.9497	4.0480	65.9350			
	S	127.073	103.759	90.970	71.889	75.935	125.721	123.906	77.535	68.938	100.723	89.215			
18	T	3.8549	4.3756	9.5826	7.2694	8.5158	5.1419	2.8866	10.1606	9.9879	4.1111	65.8864			
	S	127.347	103.311	90.932	72.408	76.222	126.501	122.352	78.176	68.674	99.177	89.281			
19	T	3.9018	4.8742	9.6773	7.4604	8.6286	5.1735	2.8917	11.1510	11.5341	4.3688	69.6614			
	S	125.816	92.742	90.042	70.554	75.226	125.728	122.136	71.233	59.468	93.327	84.443			

Event: Grand Prix of Houston
Track: Reliant Park Stadium Circuit
Report: Section Data Report
Session: Race

Round 11
1.634 mile(s)

Firestone Indy Lights Series
October 5, 2013



Section Data for Car 77 - Hawksworth, Jack (R)

Lap	T/S	SF to I1	I9 to SF	I1 to I2	I2 to I3	I3 to I4	I4 to I5	I5 to I6	I6 to I7	I7 to I8	I8 to I9	Lap	PI to PO	PO to SF	SF to PI
20	T	5.1627	8.3007	13.1418	13.9684	14.2880	12.9800	7.6162	15.5279	15.6982	6.2946	112.9785			
	S	95.088	54.459	66.305	37.682	45.429	50.112	46.372	51.154	43.693	64.774	52.067			
21	T	7.3461	6.7252	18.1049	13.9703	12.5373	10.6677	7.3364	12.3519	12.0243	7.9134	108.9775			
	S	66.826	67.217	48.129	37.677	51.773	60.974	48.141	64.307	57.044	51.524	53.978			
22	T	7.0596	4.6508	16.1843	11.3903	12.2373	11.2699	6.5466	11.2958	14.0131	4.1182	98.7659			
	S	69.538	97.197	53.840	46.212	53.042	57.716	53.949	70.320	48.948	99.006	59.559			
23	T	3.9907	6.4513	12.7420	11.3839	13.0840	10.3701	6.1167	11.1501	11.3673	4.4125	91.0686			
	S	123.013	70.070	68.385	46.238	49.610	62.724	57.741	71.239	60.341	92.403	64.593			
24	T	8.9061	6.8171	13.5743	11.1911	12.1914	10.2231	5.5004	12.1327	15.3706	6.0726	101.9794			
	S	55.121	66.311	64.192	47.034	53.242	63.626	64.210	65.469	44.625	67.142	57.682			
25	T	7.3619	7.7852	17.4655	10.2243	9.9908	9.3594	4.9414	15.3334	15.3879	6.4567	104.3065			
	S	66.682	58.065	49.891	51.482	64.969	69.497	71.474	51.803	44.575	63.148	56.395			
26	T	7.3536	7.1012	18.4839	14.1570	11.8142	8.1619	5.6578	16.1373	14.0487	6.8826	109.7982			
	S	66.758	63.658	47.142	37.180	54.942	79.694	62.424	49.222	48.824	59.240	53.575			
27	T	6.6999	4.9574	15.7518	10.1486	12.8718	10.5540	6.7829	12.2203	13.4831	4.1343	97.6041			
	S	73.271	91.186	55.318	51.866	50.427	61.631	52.069	65.000	50.872	98.621	60.268			
28	T	4.0816	5.2581	10.3195	8.3145	10.3689	5.4887	2.9657	13.3793	10.8772	4.2348	75.2883			
	S	120.274	85.971	84.439	63.307	62.600	118.508	119.089	59.369	63.059	96.280	78.132			
29	T	4.4652	4.6124	10.9999	7.6796	8.8869	5.1761	3.0485	10.6803	10.4795	4.1026	70.1310			
	S	109.941	98.007	79.216	68.541	73.039	125.665	115.854	74.372	65.452	99.383	83.877			
30	T	3.9433	4.5453	9.9866	7.5553	8.7172	5.1754	2.9725	10.5874	10.3674	4.0820	67.9324			
	S	124.492	99.453	87.253	69.668	74.461	125.682	118.816	75.025	66.160	99.884	86.592			
31	T	3.8979	4.4822	11.1901	7.6869	8.8584	5.1514	2.9293	10.3551	10.2798	4.0649	68.8960			
	S	125.942	100.853	77.869	68.475	73.274	126.268	120.569	76.708	66.724	100.304	85.381			
32	T	3.8744	4.3758	9.6218	7.3161	8.6140	5.1596	2.8895	10.2369	10.1486	4.0404	66.2771			
	S	126.706	103.306	90.561	71.946	75.353	126.067	122.229	77.594	67.587	100.913	88.755			
33	T	3.8915		9.6547	7.3332	8.5625	5.1113	3.0509	10.3892	10.2438		74.8759	22.8540		63.7134
	S	126.149		90.253	71.778	75.806	127.258	115.763	76.456	66.958		78.562	39.888		85.215
34	T		4.4274		7.7349	8.7426	5.1858	3.1706	10.5522	10.1235	4.0570	78.1975		66.5060	
	S		102.102		68.050	74.245	125.430	111.393	75.275	67.754	100.500	75.225		81.052	
35	T	3.8744	4.4205	9.6615	7.2807	8.5863	5.1342	2.9145	10.2024	10.0068	4.0342	66.1155			
	S	126.706	102.261	90.189	72.296	75.596	126.691	121.181	77.856	68.544	101.068	88.972			
36	T	3.8760	4.5214	9.5314	7.2765	8.5330	5.1018	3.0422	10.4610	11.1471	4.1919	67.6823			
	S	126.654	99.979	91.420	72.337	76.068	127.495	116.094	75.931	61.533	97.266	86.912			
37	T	3.9175	4.8743	9.7821	7.2989	8.6497	5.1259	2.9588	10.2360	10.1034	4.0774	67.0240			
	S	125.312	92.741	89.077	72.115	75.042	126.896	119.367	77.600	67.889	99.997	87.766			
38	T	4.1036	4.8868	9.6626	7.3647	8.6446	5.1338	2.8981	10.4258	10.5244	4.1129	67.7573			
	S	119.629	92.503	90.179	71.471	75.086	126.700	121.867	76.188	65.173	99.134	86.816			

Event: Grand Prix of Houston
 Track: Reliant Park Stadium Circuit
 Report: Section Data Report
 Session: Race

Round 11
 1.634 mile(s)

Firestone Indy Lights Series
 October 5, 2013



Section Data for Car 77 - Hawksworth, Jack (R)

Lap	T/S	SF to I1	I9 to SF	I1 to I2	I2 to I3	I3 to I4	I4 to I5	I5 to I6	I6 to I7	I7 to I8	I8 to I9	Lap	PI to PO	PO to SF	SF to PI
39	T	4.0389	9.9042	10.1525	7.5857	8.7722	5.1982	5.8040	22.8417	17.5540	8.9519	100.8033			
	S	121.545	45.642	85.827	69.389	73.994	125.131	60.851	34.775	39.074	45.546	58.355			
40	T	9.0591	7.8798	15.8360	10.9547	13.6834	13.5044	8.1994	19.9938	18.3660	7.3206	124.7972			
	S	54.190	57.368	55.024	48.049	47.436	48.166	43.074	39.728	37.347	55.696	47.136			
41	T	10.7954		21.1668	10.9100										
	S	45.474		41.167	48.246										

Event: Grand Prix of Houston
 Track: Reliant Park Stadium Circuit
 Report: Section Data Report
 Session: Race

Round 11
 1.634 mile(s)

Firestone Indy Lights Series
 October 5, 2013



Section Data for Car 8 - Karam, Sage (R)

Lap	T/S	SF to I1	I9 to SF	I1 to I2	I2 to I3	I3 to I4	I4 to I5	I5 to I6	I6 to I7	I7 to I8	I8 to I9	Lap	PO to SF
1	T	4.0531	4.5791	10.2468	7.5360	8.8851	5.2829	3.0489	10.5379	10.4658	4.1607	68.7963	102.5883
	S	121.119	98.719	85.038	69.847	73.054	123.125	115.839	75.377	65.538	97.995	85.505	52.545
2	T	3.9594	4.3848	10.0363	7.6096	9.0169	5.3226	3.0867	10.6343	10.4081	4.1157	68.5744	
	S	123.986	103.094	86.821	69.171	71.986	122.206	114.421	74.694	65.901	99.066	85.781	
3	T	3.8998	4.3582	10.0116	7.5580	8.8071	5.3105	3.0184	10.4983	10.3762	4.1149	67.9530	
	S	125.881	103.723	87.035	69.643	73.701	122.485	117.010	75.662	66.104	99.086	86.566	
4	T	3.9017	4.3675	9.9247	7.5036	8.7069	5.2854	3.0048	10.4410	10.2712	4.1115	67.5183	
	S	125.819	103.502	87.797	70.148	74.549	123.066	117.539	76.077	66.780	99.168	87.123	
5	T	3.8946	4.3823	9.9307	7.4234	8.6219	5.2509	3.0338	10.4374	10.2838	4.0976	67.3564	
	S	126.049	103.153	87.744	70.906	75.284	123.875	116.416	76.103	66.698	99.504	87.332	
6	T	3.9241	4.3604	9.8704	7.4084	8.6433	5.2931	2.9806	10.3641	10.2665	4.0884	67.1993	
	S	125.101	103.671	88.280	71.050	75.098	122.887	118.494	76.641	66.810	99.728	87.537	
7	T	3.9072	4.3294	9.8379	7.3943	8.5962	5.2801	3.0197	10.2800	10.1680	4.0969	66.9097	
	S	125.642	104.413	88.572	71.185	75.509	123.190	116.959	77.268	67.458	99.521	87.916	
8	T	3.8612	4.2973	9.6483	7.2800	8.4955	5.2777	3.0139	10.2051	10.2318	4.0868	66.3976	
	S	127.139	105.193	90.313	72.303	76.404	123.246	117.184	77.835	67.037	99.767	88.594	
9	T	3.8607	4.3360	9.6348	7.2989	8.5382	5.2956	2.9977	10.2782	10.1095	4.1017	66.4513	
	S	127.155	104.254	90.439	72.115	76.022	122.829	117.818	77.282	67.848	99.404	88.522	
10	T	3.8807	4.2944	9.6444	7.3032	8.5833	5.2655	2.9368	10.1383	10.2160	4.0774	66.3400	
	S	126.500	105.264	90.349	72.073	75.623	123.531	120.261	78.348	67.141	99.997	88.670	
11	T	3.8846	4.3898	9.6139	7.2675	8.5123	5.2179	2.9983	10.1889	10.1488	4.0958	66.3178	
	S	126.373	102.976	90.636	72.427	76.253	124.658	117.794	77.959	67.585	99.548	88.700	
12	T	3.8948	4.3596	9.6531	7.2664	8.4770	5.2390	2.9201	10.1604	10.0838	4.0744	66.1286	
	S	126.042	103.690	90.268	72.438	76.571	124.156	120.949	78.178	68.021	100.071	88.954	
13	T	3.8729	4.3069	9.6272	7.2120	8.7093	5.2740	2.9802	10.2332	10.0513	4.0934	66.3604	
	S	126.755	104.958	90.511	72.984	74.528	123.332	118.509	77.622	68.241	99.606	88.643	
14	T	3.8663	4.3039	9.5672	7.2758	8.6226	5.2654	2.9758	10.2043	10.1137	4.0916	66.2866	
	S	126.971	105.032	91.078	72.344	75.278	123.534	118.685	77.842	67.820	99.650	88.742	
15	T	3.8688	4.3031	9.6320	7.3245	8.4831	5.2478	2.9643	10.1828	10.0684	4.0651	66.1399	
	S	126.889	105.051	90.465	71.863	76.516	123.948	119.145	78.006	68.125	100.299	88.939	
16	T	3.8613	4.3394	9.5476	7.2610	8.5156	5.2534	2.9115	10.1514	10.1819	4.0765	66.0996	
	S	127.136	104.172	91.265	72.492	76.224	123.816	121.306	78.247	67.366	100.019	88.993	
17	T	3.8674	4.2306	9.5417	7.1463	8.4265	5.2300	2.9456	10.2440	9.9723	4.0571	65.6615	
	S	126.935	106.851	91.322	73.655	77.030	124.370	119.901	77.540	68.781	100.497	89.587	
18	T	3.8492	4.2514	9.5253	7.2129	8.4455	5.2629	2.9085	10.1649	10.1020	4.0680	65.7906	
	S	127.535	106.329	91.479	72.975	76.856	123.592	121.431	78.143	67.898	100.228	89.411	
19	T	3.8494	5.6786	9.4764	7.2821	8.4492	5.2362	2.9366	10.3205	11.9219	4.9718	70.1227	
	S	127.529	79.605	91.951	72.282	76.823	124.223	120.269	76.965	57.534	82.008	83.887	

Event: Grand Prix of Houston
Track: Reliant Park Stadium Circuit
Report: Section Data Report
Session: Race

Round 11
1.634 mile(s)

Firestone Indy Lights Series
October 5, 2013



Section Data for Car 8 - Karam, Sage (R)

Lap	T/S	SF to I1	I9 to SF	I1 to I2	I2 to I3	I3 to I4	I4 to I5	I5 to I6	I6 to I7	I7 to I8	I8 to I9	Lap	PO to SF
20	T	6.1351	8.2634	14.3652	14.0411	15.1445	12.7588	7.0014	16.1583	14.9204	6.8030	115.5912	
	S	80.016	54.705	60.658	37.487	42.860	50.981	50.444	49.159	45.971	59.933	50.890	
21	T	7.2437	7.4782	17.7011	14.8987	12.2516	10.6123	5.8305	11.5718	14.9757	6.3869	108.9505	
	S	67.770	60.448	49.227	35.330	52.980	61.293	60.575	68.643	45.801	63.838	53.991	
22	T	7.2743	4.8195	14.8429	12.0372	13.4642	11.3252	6.4306	11.8172	14.3976	4.2972	100.7059	
	S	67.485	93.795	58.706	43.728	48.209	57.434	54.922	67.217	47.641	94.882	58.412	
23	T	4.0485	6.6976	11.1935	11.3058	13.4105	10.7745	5.7301	11.5310	11.2120	4.6375	90.5410	
	S	121.257	67.494	77.846	46.557	48.402	60.370	61.636	68.885	61.176	87.920	64.969	
24	T	8.0805	7.8533	12.8804	10.2810	13.2362	10.1148	6.0049	12.3988	14.2235	6.1413	101.2147	
	S	60.752	57.561	67.650	51.198	49.039	64.307	58.816	64.064	48.224	66.391	58.118	
25	T	6.7378	7.7623	15.6397	11.9158	11.5411	9.7891	4.7301	15.2356	15.3955	6.4671	105.2141	
	S	72.859	58.236	55.715	44.174	56.242	66.447	74.667	52.136	44.553	63.046	55.909	
26	T	7.3318	6.7299	17.6860	14.3107	12.3186	8.3953	5.4175	16.7615	13.6753	7.0223	109.6489	
	S	66.956	67.170	49.269	36.781	52.692	77.478	65.193	47.389	50.157	58.062	53.648	
27	T	6.8712	4.7462	15.5915	10.0850	13.7148	10.4599	6.6359	12.5448	13.3690	4.2196	98.2379	
	S	71.444	95.244	55.887	52.193	47.328	62.186	53.223	63.319	51.306	96.627	59.879	
28	T	4.0195	4.5011	10.0698	7.5873	8.9236	5.2403	3.0816	10.6845	10.4995	4.1236	68.7308	
	S	122.132	100.430	86.532	69.374	72.739	124.125	114.610	74.343	65.328	98.877	85.586	
29	T	3.9365	4.4206	9.7816	7.5018	8.8796	5.2416	3.0508	10.4011	10.3569	4.0856	67.6561	
	S	124.707	102.259	89.082	70.165	73.099	124.095	115.767	76.369	66.227	99.796	86.946	
30	T	3.8889	4.3854	9.6605	7.4055	8.6788	5.2407	3.0061	10.3851	10.3425	4.1052	67.0987	
	S	126.233	103.080	90.199	71.077	74.790	124.116	117.488	76.486	66.319	99.320	87.668	
31	T	3.8784	4.4186	9.7559	7.3477	8.5973	5.2547	3.0605	10.4203	10.3139	4.0698	67.1171	
	S	126.575	102.305	89.317	71.637	75.499	123.785	115.400	76.228	66.503	100.184	87.644	
32	T	3.8844	4.3364	9.7303	7.3965	8.6143	5.2639	2.9579	10.2652	10.1406	4.0853	66.6748	
	S	126.380	104.244	89.552	71.164	75.350	123.569	119.403	77.380	67.640	99.804	88.225	
33	T	3.8544	4.5971	9.5998	7.2546	8.5375	5.2200	2.9360	10.0939	10.1111	4.0786	66.2830	
	S	127.363	98.333	90.769	72.556	76.028	124.608	120.294	78.693	67.837	99.967	88.747	
34	T	3.9733	4.3689	9.7017	7.3406	8.5475	5.2178	2.9601	10.2953	10.0893	4.0381	66.5326	
	S	123.552	103.469	89.816	71.706	75.939	124.661	119.314	77.153	67.984	100.970	88.414	
35	T	3.8652	4.2562	9.7013	7.3054	9.0225	5.2145	2.9319	10.1311	10.2520	4.0611	66.7412	
	S	127.007	106.209	89.819	72.051	71.941	124.740	120.462	78.404	66.905	100.398	88.137	
36	T	3.8272	4.3280	9.6880	7.2829	8.4851	5.2045	2.9573	10.2214	10.1402	4.0402	66.1748	
	S	128.268	104.447	89.943	72.274	76.498	124.979	119.427	77.711	67.643	100.918	88.892	
37	T	3.8503	4.3922	9.5081	7.2103	8.4846	5.2057	2.9077	10.2109	10.0974	4.0547	65.9219	
	S	127.499	102.920	91.644	73.002	76.502	124.950	121.464	77.791	67.929	100.557	89.233	
38	T	3.9022	4.3189	9.7591	7.3253	8.4848	5.2134	3.0238	10.1941	10.0629	4.0285	66.3130	
	S	125.803	104.667	89.287	71.856	76.500	124.766	116.801	77.919	68.162	101.211	88.707	

Event: Grand Prix of Houston
 Track: Reliant Park Stadium Circuit
 Report: Section Data Report
 Session: Race

Round 11
 1.634 mile(s)

Firestone Indy Lights Series
 October 5, 2013








Section Data for Car 8 - Karam, Sage (R)

Lap	T/S	SF to I1	I9 to SF	I1 to I2	I2 to I3	I3 to I4	I4 to I5	I5 to I6	I6 to I7	I7 to I8	I8 to I9	Lap	PO to SF
39	T	3.8657	9.8304	10.3896	8.7111	14.8983	21.8786	11.7241	23.0402	18.0264	9.0512	131.4156	
	S	126.991	45.984	83.869	60.424	43.568	29.730	30.124	34.475	38.050	45.047	44.762	
40	T	8.3728	9.3145	15.1551	11.5227	14.5170	13.1620	7.6724	21.0092	18.1001	7.8033	126.6291	
	S	58.631	48.531	57.496	45.681	44.712	49.419	46.033	37.808	37.895	52.251	46.454	
41	T	10.0553		26.1909	16.0819								
	S	48.821		33.270	32.730								

Report Support Information

Section Legend	
Name	Length
SF to I1	0.136364 miles
I9 to SF	0.125568 miles
I1 to I2	0.242045 miles
I2 to I3	0.146212 miles
I3 to I4	0.180303 miles
I4 to I5	0.180682 miles
I5 to I6	0.098106 miles
I6 to I7	0.220644 miles
I7 to I8	0.190530 miles
I8 to I9	0.113258 miles
Lap	1.634000 miles
PI to PO	0.253220 miles
PO to SF	1.497348 miles
SF to PI	1.508144 miles
I8 to PI	0.113258 miles
PO to I2	0.242045 miles
PO to PI	1.384091 miles

Color Legend	
	Fastest Lap
	Section Under Caution
	Section Under Green
	Section Time Data
	Section Speed Data

